

Large Capacity Floor Box for Power, Communications and A/V Applications

CCBB Series Ballroom Floor Boxes are concrete floor boxes that have been designed for above-grade and on-grade applications. Large knockouts (up to 2" trade size), three inches of wiring space behind the device plates, and 12 gangs of capacity make these floor boxes an ideal solution for power, communications and A/V applications.

Covers for the CCBB Series Ballroom Floor Boxes have been designed to work on carpet, tile or wood covered concrete floors where heavy loads are required. These floor boxes are ideal for hotel ballrooms, exhibit halls, entertainment venues, casinos, automotive showrooms and museums.

CCBB Series Floor Boxes have been UL listed to U.S. and Canadian safety standards and are TopGuard™ protected to prevent water, dirt and debris from entering the floor box.



CCBBS Ball Room Floor Box with heavy duty cover.

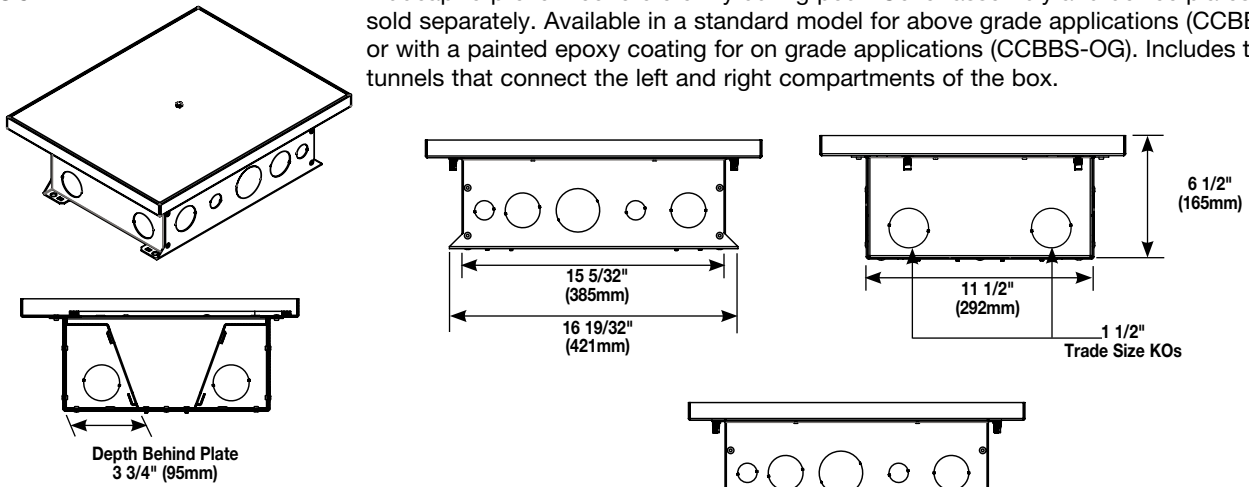
FEATURES & BENEFITS

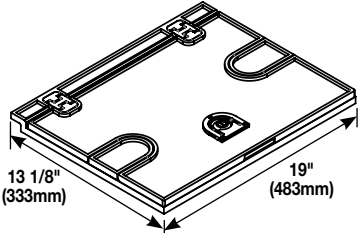
- **Heavy Duty Cover Assembly.** Covers have been designed and tested to meet static loads of 25,000 pounds for CCBBS and 30,000 pounds for CCBBL.
- **Large cable egress areas.** Provides additional space and flexibility for power, communications and audio/video cable egress
- **On-grade and above-grade compatible.** Allows customers to utilize CCBB Series Ballroom Floor Boxes for both on-grade and above grade applications.
- **Multiple trade size knockouts from 3/4" (19.1mm) to 2" (51mm).** Allows for most conduit schemes which saves time and money during installation
- **Accepts standard industry size device plates.** Allows for quick and flexible installation for power, communication and audio/video devices.
- **Factory prewired.** Can be factory wired with power distribution blocks, circuit breakers and power devices so that power is split from a single circuit. (Available for Large Ballroom Box CCBBL-XXXX only.)
- **Flexible design.** Tunneling feature allows maximum flexibility by connecting side compartments.
- **Open Audio/Video friendly design.** Accepts a wide range of audio/video devices from manufacturers such as: Ortronics®, Extron® Electronics, Crestron®, and others.
- **Self-closing handle.** Design provides ease of opening and closing. Remains out of the way when not in use. (Available on CCBBSCTCAL model only.)
- **TopGuard™ Protection.** Integral design components that prevent water, dirt and debris from entering the power, communications and audio/video compartments. When ever you see the TopGuard protection icon on any Wiremold product, you'll know it meets and exceeds UL scrub water exclusion requirements.
- **NAFTA compliant.** Meets North America Fair Trade Act requirements.
- **UL listed to U.S. and Canadian Safety standards for tile, carpet, and wood covered floors.** CCBB cover assemblies meet UL requirements under UL514A for scrub water exclusion.

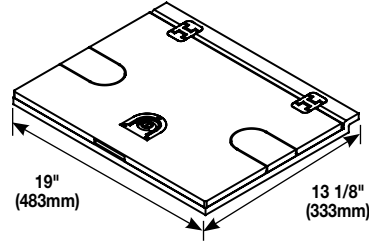


Protection from
water, dirt, and
debris.

CCBB Series Floor Boxes Ordering Information

Catalog No./Item	Description/Specifications
<p>CCBBS CCBBS-OG</p>  <p style="text-align: center;">Depth Behind Plate 3 3/4" (95mm)</p>	<p>12-Gang Recessed Floor Box – Adjustable before concrete pour, provided with mudcap to prevent concrete entry during pour. Cover assembly and device plates sold separately. Available in a standard model for above grade applications (CCBBS) or with a painted epoxy coating for on grade applications (CCBBS-OG). Includes two tunnels that connect the left and right compartments of the box.</p> <p>Dimensions: Total width: 16 19/32" (421mm) Internal width: 15 5/32" (385mm) Height: 6 1/2" (165mm) Internal depth: 11 1/2" (292mm) Trade Size KO spacing: 1 1/2" (left), 3/4" (right), 2" (center)</p> <p>NOTE: Custom options are available. Consult factory for more information</p> <p>NOTE: Not intended for use on bare concrete or terrazzo floors.</p>

<p>CCBBSCTCAL</p>  <p>13 1/8" (333mm) x 19" (483mm)</p>	<p>Carpet Cover Assembly – Cast aluminum cover assembly. Available in a peened textured finish. Provided with a carpet cut-out area. Load tested over 25,000 lbs.</p> <p>NOTE: Load was applied in the center of the cover over a 1" x 14" rectangular bar. Covers are designed for use in floors with a floor covering of 1/4" (6.4mm) minimum. (Not intended for bare concrete or terrazzo applications.)</p>
--	---

<p>CCBBSBTCAL</p>  <p>19" (483mm) x 13 1/8" (333mm)</p>	<p>Solid Cover Assembly – Cast aluminum solid top cover assembly for polished concrete applications. Available with a peened texture finish. Load tested over 25000 lbs.</p> <p>NOTE: Load was applied in the center of the cover over a 1" x 14" rectangular bar.</p>
---	--



CCBBSCTCAL Cover with cable egress installed with carpet inserts.

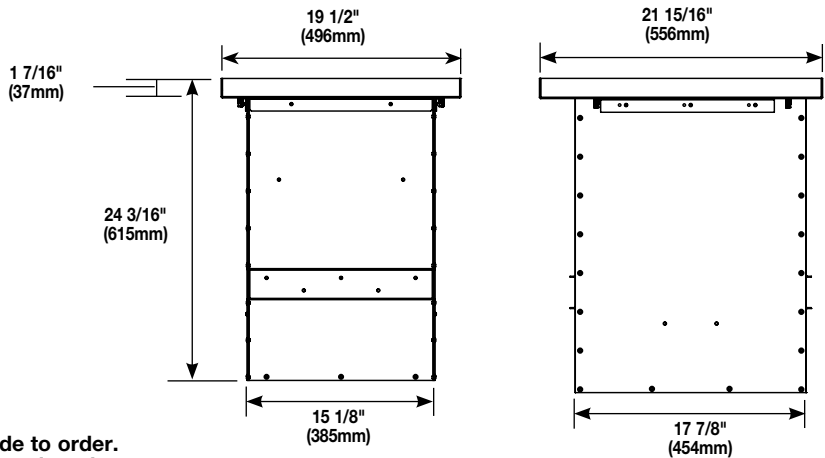
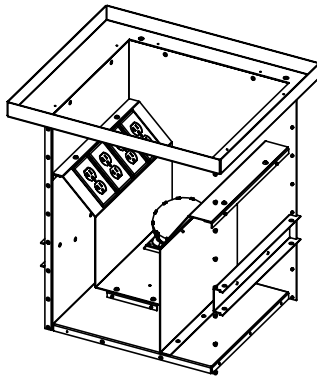
CCBB Series Floor Boxes Ordering Information

Catalog No./Item

Description/Specifications

CCBBL-XXXX

Recessed Floor Box – Designed to accept power, communication and A/V devices.



NOTE: Boxes and Device Plates are custom made to order. “-XXXX” in title denotes Project Number assigned by Wiremold Project Services Team.

NOTE: Not intended for use on bare concrete or terrazzo floors.

NOTE: Service feed openings are field installed.

POWER CAPABILITIES

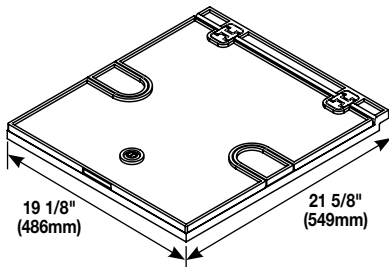
- 15A, 20A, 30A & 50A Receptacles
- Panel Mounted Circuit Breakers
- 350A 600V Terminal Blocks

MAXIMUM ELECTRIC RATINGS

- 140A, 480V 3 Phase

CCBBLCCAL

Carpet Cover Assembly – Cast aluminum cover assembly. Available with carpet cutout area. Designed to meet loads up to 30,000 lbs.



NOTE: Load was applied in the center of the cover over a 1" x 14" rectangular bar.

Covers are designed for use in floors with a floor covering of 1/4" (6.4mm) minimum. (Not intended for bare concrete or terrazzo applications.)

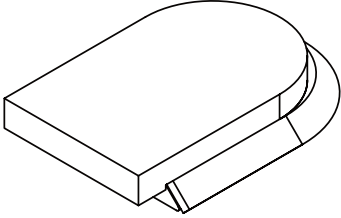
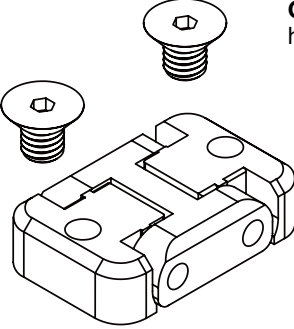
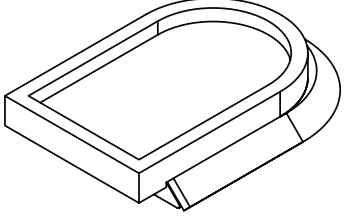
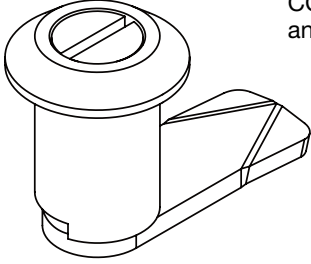
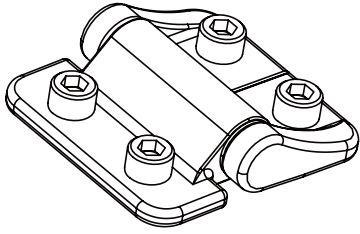
NOTE: CCBBLCCAL carpet recess depth is 1 1/4" (32mm).



The large interior of a CCBBL Series Ballroom Floor Box has plenty of wiring capacity.

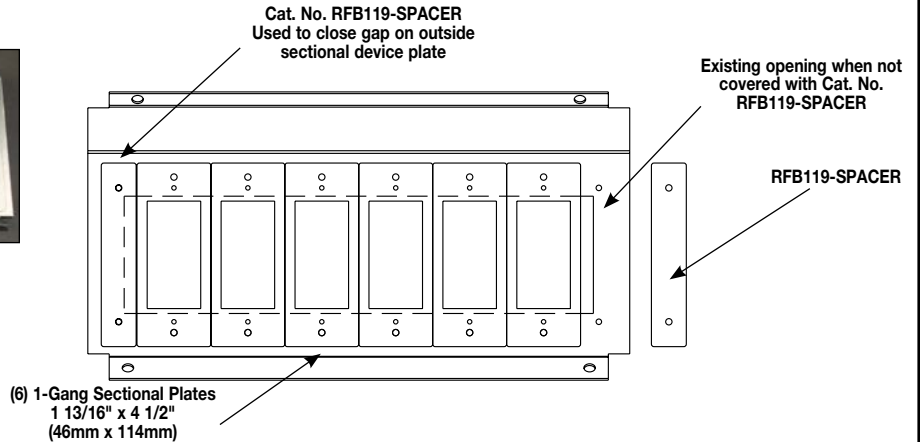
Interior of CCBBL Series Floor Boxes accepts a wide variety of manufacturers' power, data and audio/video devices.

CCBBS Series Floor Boxes Steel Accessories Ordering Information

Catalog No./Item	Description/Specifications	Catalog No./Item	Description/Specifications
CCBB-EBBL	Replacement Solid Top Egress Door – Includes one (1) egress door, gaskets hinge and mounting hardware.	CCBB-HB	Replacement Ballroom Box Cover Hinge – Includes one (1) hinge and mounting hardware.
			
CCBB-EBCI	Replacement Egress Door with Carpet Insert – Includes one (1) egress door, gaskets hinge and mounting hardware.	CCBB-QT	Replacement Quarter Turn Latch – For use with CCBBS Floor Box Covers CCBBSCTCAL, CCBBSBTCAL and CCBBLCCAL
			
CCBB-EH	Replacement Egress Door Hinge – Includes one (1) hinge and mounting hardware.		
			

CCBBS Series Floor Boxes Steel Sectional Device Plate Installation Information

MULTI-GANG MOUNTING BRACKETS USED WITH SECTIONAL DEVICE PLATES.

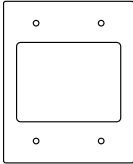
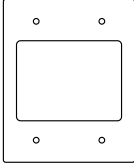
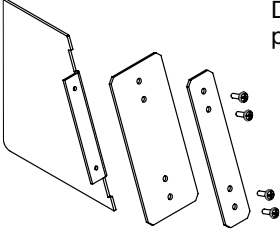


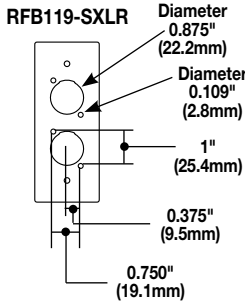

CCBBS Series Floor Boxes Steel Sectional Device Plates Ordering Information

Catalog No./Item	Description/Specifications	Catalog No./Item	Description/Specifications
RFB119-SB RFB119-2SB RFB119-3SB	Blank Device Plates – One-, two, and three-gang blank device plates in sectional widths.	RFB119-SSR1 RFB119-SSR2	Single Receptacle Device Plates – Single-gang device plates in sectional widths. SR1 has an opening of 1.39" (35.31mm). SR2 has an opening of 1.59" (40.39mm).
RFB119-SB		RFB119-SSR1	
RFB119-2SB		RFB119-SSR2	
RFB119-3SB		RFB119-AAP	Device Plate – Two-gang sectional device plate. Holds three (3) Extron® Electronics AAP devices.
RFB119-SGFI	GFI Receptacle Device Plates – Single-gang sectional (SGFI) width device plate.		
RFB119-SGFI		RFB119-SKO	Combination 1/2" and 3/4" Trade Size Knockout Device Plates – Available in sectional (SKO) widths.
RFB119-SD	Duplex Receptacle Device Plates – Single-gang sectional (SD) width device plate.	RFB119-SKO	
RFB119-SD			

NOTE: Sectional device plates allow for custom configuration of a multi-gang plate that conforms to the standard NEMA 1.812" (1 13/16") (46.02mm) center-to-center spacing.

CCBBS Series Floor Boxes Steel Sectional Device Plates Ordering Information (continued)

Catalog No./Item	Description/Specifications
<p>RFB119-2SAB</p>  <p style="text-align: center;">RFB119-2SAB</p>	<p>Communication Device Plate – Available in two-gang sectional width. Provided with bezel to accept up to three dual Wiremold Open System communication modules or Pass & Seymour® Activate Connectivity System inserts. Modules and inserts sold separately.</p>
<p>RFB119-2SRT</p>  <p style="text-align: center;">RFB119-2SRT</p>	<p>Communication Device Plate – Available in two-gang sectional width. Provided with one opening to accept one Ortronics® TracJack bezel and one Ortronics® Series II bezel. Will accept up to six Ortronics® TracJack devices or up to three dual Ortronics® Series II modular inserts. Modular inserts and devices sold separately.</p>
<p>CCBBS-DIV</p> 	<p>Relocatable Divider – Provides separation for services. Includes Divider and two (2) different size plates.</p>

Catalog No./Item	Description/Specifications
<p>RFB119-SXLR</p> 	<p>Microphone Device Plate – Available in sectional width. Provided with double opening to accept two microphone devices</p>
<p>RFB119-SPACER</p>  <p style="text-align: center;">RFB119-SPACER</p>	<p>Spacer Plate – Used to close off openings when certain combinations of standard width device plates leave open spaces. Four (4) spacer plates are included with the RFB11 and two (2) are provided with the RFB9.</p>

CAUTION: For hole mounting dimensions other than shown above, consult factory.

NOTE: Sectional device plates allow for custom configuration of a multi-gang plate that conforms to the standard NEMA 1.812" (1 13/16") (46.02mm) center-to-center spacing.



The interior of a CCBBS Series Ball Room Floor Box.

CCBBS Series Floor Boxes Steel Standard Device Plate Installation Information

MULTI-GANG MOUNTING BRACKETS USED WITH STANDARD DEVICE PLATES.

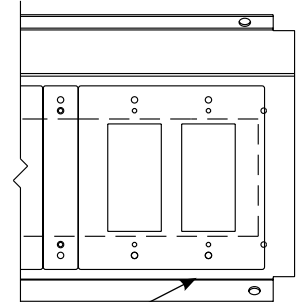
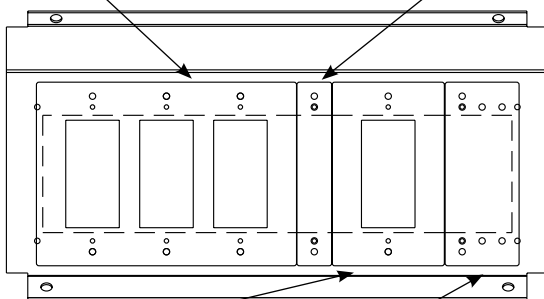
3-Gang Standard Plate
6 3/8" x 4 1/2"
(162mm x 114mm)

Cat. No. RFB119-SPACER
Used to close gap between standard
single and multi-gang plates



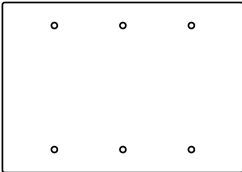
1-Gang Standard Plate
2 3/4" x 4 1/2"
(70mm x 114mm)

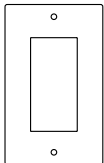
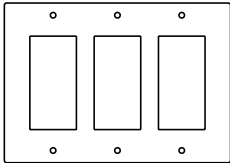
Cat. No. RFB119-SB
Single-gang sectional blank plate
(Mounted off-center)

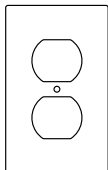
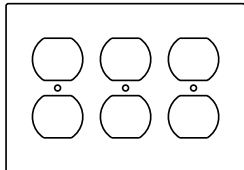
2-gang standard plate
4 9/16" x 4 1/2"
(116mm x 114mm)

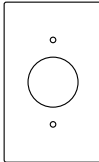
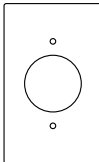
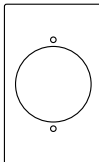


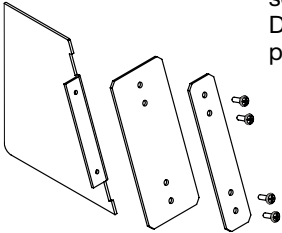
CCBBS Series Floor Boxes Steel Standard Device Plates Ordering Information

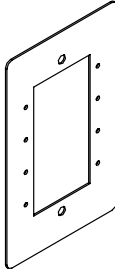
Catalog No./Item	Description/Specifications
RFB119-SB RFB119-2SB RFB119-3SB	Blank Device Plates – One-, two, and three-gang blank device plates in sectional (SB) widths.
	
RFB119-SB	RFB119-B
	RFB119-3SB

Catalog No./Item	Description/Specifications
RFB119-GFI RFB119-3GFI	GFI Receptacle Device Plates – One- and three-gang device plates in standard (GFI) widths.
	
RFB119-GFI	RFB119-3GFI

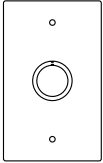


Catalog No./Item	Description/Specifications
RFB119-D RFB119-3D	Duplex Receptacle Device Plates – One- and three-gang device plates in standard (D) widths.
	
RFB119-D	RFB119-3D

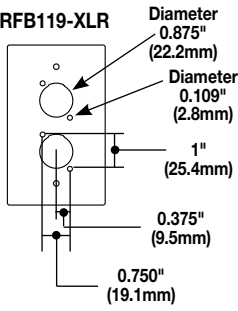

Catalog No./Item	Description/Specifications
RFB119-SR1 RFB119-SR2 RFB119-SR3	Single Receptacle Device Plates – One-gang device plates in standard (SR) widths. SR1 has an opening of 1.39" (35.31mm). SR2 has an opening of 1.59" (40.39mm). SR3 has a 2.14" (54.36mm) opening.
	
RFB119-SR1	RFB119-SR2
	RFB119-SR3

Catalog No./Item	Description/Specifications
CCBBS-DIV	Relocatable Divider – Provides separation for services. Includes Divider and two (2) different size plates.
	

Catalog No./Item	Description/Specifications
RFB119-MAAP	Device Plate – One-gang standard device plate. Holds four (4) Extron® Electronics MAAP devices.
	

CCBBS Series Floor Boxes Steel Standard Device Plates Ordering Information (continued)

Catalog No./Item	Description/Specifications
<p>RFB119-KO</p>  <p style="text-align: center;">RFB119-KO</p>	<p>Combination 1/2" and 3/4" Trade Size Knockout Device Plates – Available in standard (KO) width.</p>
<p>RFB119-AB</p>  <p style="text-align: center;">RFB119-AB</p>	<p>Communication Device Plate – Available in standard width. Provided with bezel to accept up to three dual Wiremold Open System communication modules or Pass & Seymour® Activate Connectivity System inserts. Modules and inserts sold separately.</p>
<p>RFB119-RT</p>  <p style="text-align: center;">RFB119-RT</p>	<p>Communication Device Plate – Available in standard width. Provided with one opening to accept one Ortronics® TracJack bezel and one Ortronics® Series II bezel. Will accept up to six Ortronics® TracJack devices or up to three dual Ortronics® Series II modular inserts. Modular inserts and devices sold separately.</p>

Catalog No./Item	Description/Specifications
<p>RFB119-XLR</p> 	<p>Microphone Device Plate – Available in standard widths. Provided with double opening to accept Two microphone devices</p>
<p>RFB119-SPACER</p>  <p style="text-align: center;">RFB119-SPACER</p>	<p>Spacer Plate – Used to close off openings when certain combinations of standard width device plates leave open spaces. Four (4) spacer plates are included with the RFB11 and two (2) are provided with the RFB9.</p>

CAUTION: For hole mounting dimensions other than shown above, consult factory.

Various combinations of standard wall plates. Accepts one- to six-gang standard wall plates.



NOTE: All brand and product names referenced in this document are registered trademarks or trademarks of their respective holders.



Electrical Wiring Systems
 60 Woodlawn Street
 West Hartford, CT 06110
 Phone: 1.877.BY.LEGRAND (295-3472)
www.legrand.us
 Canada:
 Phone: 905.738.9195
www.legrand.ca

