


Architectural Aluminum Raceway

AL3300 Series Aluminum Raceway System meets the demands of today's commercial spaces, providing a compact, handsome and effective method of consolidating all power and communication cabling. In laboratories, healthcare facilities and upscale office locations, the divided aluminum raceway separates power and communication cabling and directs these services where required. The low-profile design can be installed as baseboard, surface mounted, or under laboratory reagent shelves. The two-piece raceway design means wiring is always accessible and changes are easily accomplished at any time.



Aluminum Raceway accommodates laboratory wiring needs. Precision cut fittings ensure uniform finish throughout.

FEATURES & BENEFITS

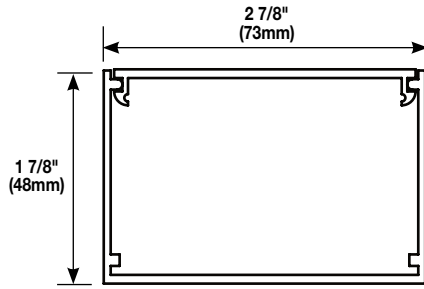
- **Attractive, snap-together aluminum extrusions.** Complements decor in commercial offices, laboratories and healthcare facilities. Enables quick and easy circuit modifications or additions.
- **Satin anodized finish.** Good-looking appearance, resists corrosion and is easy to clean and maintain.
- **Field installed divider creates dual wiring channels.** Permits separation of power and voice/data communication wiring or allows breakout of "clean" power from standard power circuits.
- **Accommodates most electrical wiring devices and full-size communication face plates.** Accepts single, duplex, NEMA-Locking, GFCI and surge protection outlets and most communication activation devices.
- **Full line of fittings.** Provides a complete installation connection to existing wiring or other raceways.
- **Compact size.** Application flexibility. Useful for locations requiring limited space.
- **UL and cUL Listed Raceway:** File E73943 Guide RJBT. Fittings: File E74243, Guide RJPR. Meets Article 386 of NEC and meets Section 12-1600 of CEC.
- **Communication connectivity options.** Accepts industry standard and proprietary devices from a wide range of manufacturers to provide a seamless and aesthetically pleasing interface for voice, data, audio, and video applications at the point of use.
- **UL5 and ADA Compliant.** Raceway and fittings meet UL5 specifications and can be installed in conformance with ADA requirements.



PEP
eco
PASS
PORT®

Download this product's PEP ecopassport® environmental product declaration at www.legrand.us/resources-and-downloads. This declaration conforms with ISO 14025 and 14040 and is in alignment with EN 15804.

AL3300 Series Raceway Specifications



Material: 6063 T6 Aluminum Alloy
Wall Thickness: 0.078" (1.99mm)
Anodized Finish Thickness: 0.004" (0.004mm)

AL3300 Series Raceway Wire Fill Capacity Charts

AL3300 Series Raceway Wire Fill Capacities For Power

| WIRE SIZE THHN/THWN | O.D. Inches (mm) | | CAPACITY OF CROSS SECTIONAL AREA | | | | | |
|------------------------|---------------------|--------------------------------------------|---------------------------------------------|---------------------------------------------|--------------------------------------------|---------------------------------------------|---------------------------------------------|----------------------|
| | | | WITH DUPLEX DEVICE | | | WITHOUT DEVICE | | |
| | | | WITH OFFSET DIVIDER | WITHOUT DIVIDER | WITH HALF DIVIDER | WITH OFFSET DIVIDER | WITHOUT DIVIDER | WITH HALF DIVIDER |
| | | 1.35 in ² (871mm ²) | 4.40 in ² (2839mm ²) | 2.20 in ² (1419mm ²) | 1.35 in ² (871mm ²) | 4.40 in ² (2839mm ²) | 2.20 in ² (1419mm ²) | |
| 14 AWG | 0.111 | (2.8) | 59 | 136 | 39 | 59 | 193 | 96 |
| 12 AWG | 0.130 | (3.3) | 40 | 93 | 27 | 40 | 132 | 66 |
| 10 AWG | 0.164 | (4.2) | 25 | 58 | 17 | 25 | 83 | 41 |
| 8 AWG | 0.216 | (5.5) | 14 | 33 | 9 | 14 | 48 | 24 |
| 6 AWG | 0.254 | (6.5) | 10 | 24 | 7 | 10 | 34 | 17 |

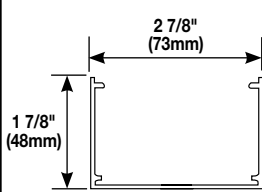
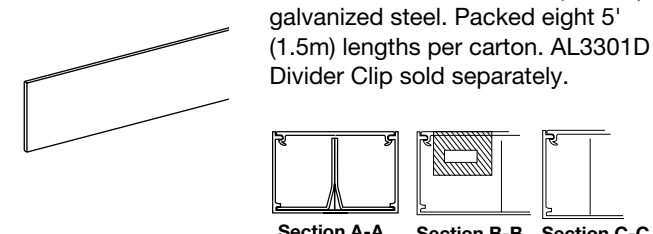
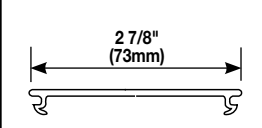
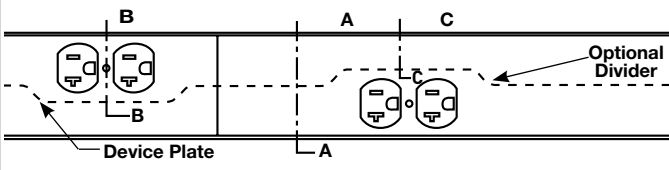
AL3300 Series Raceway Wire Fill Capacities For Communications

| O.D. (Approx. Dia.) CABLE TYPE | CABLE/WIRE SIZE | Inches (mm) | | WITHOUT DIVIDER | | WITH OFFSET DIVIDER | | WITH HALF DIVIDER | |
|-----------------------------------|-------------------------|---------------|---------|-----------------------------------------------------------------|----|------------------------------------------------------------------|----|------------------------------------------------------------------|----|
| | | | | 1.35 in ² (871mm ²) 20% Fill 40% Fill | | 4.40 in ² (2839mm ²) 20% Fill 40% Fill | | 2.20 in ² (1419mm ²) 20% Fill 40% Fill | |
| | | | | | | | | | |
| UNSHIELDED TWISTED PAIR | 4-pair, 24 AWG, Cat 3 | 0.190 | (4.8) | 30 | 61 | 9 | 19 | 15 | 30 |
| | 4-pair, 24 AWG, Cat 5e | 0.210 | (5.3) | 25 | 50 | 7 | 15 | 12 | 35 |
| | 4-pair, 24 AWG, Cat 6 | 0.250 | (6.3) | 17 | 35 | 5 | 10 | 8 | 17 |
| | 4-pair, 24 AWG, Cat 6a* | 0.354 | (9.0) | 8 | 17 | 2 | 5 | 4 | 8 |
| | 25-pair, 24 AWG | 0.410 | (10.4) | 6 | 13 | 2 | 4 | 3 | 6 |
| COAXIAL | RG6/U 20 Gage | 0.270 | (6.9) | 15 | 30 | 4 | 9 | 7 | 15 |
| FIBER | 2 Stranded ZipCord | 0.118 x 0.236 | (3 x 6) | 31 | 63 | 9 | 19 | 15 | 31 |
| | Round 4 Strand Fiber | 0.187 | (4.8) | 32 | 64 | 9 | 19 | 16 | 32 |
| | Round 6 Strand Fiber | 0.256 | (6.5) | 17 | 34 | 5 | 10 | 8 | 17 |

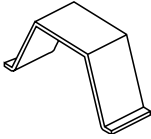
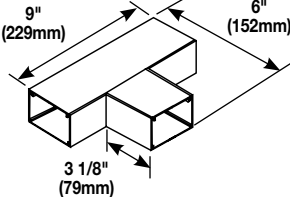
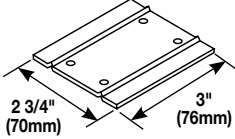
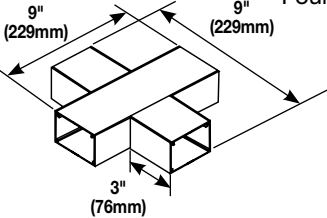
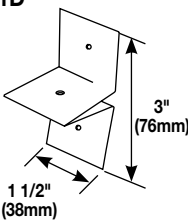
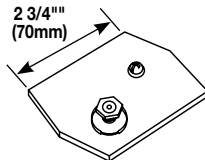
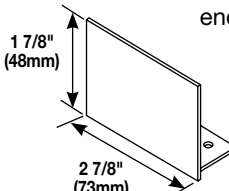
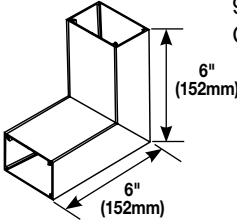
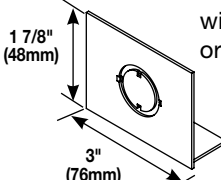
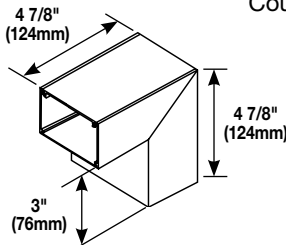
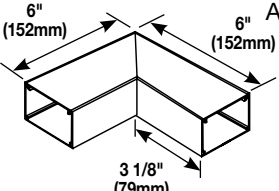
NOTE: For additional information, refer to the Technical Section of the current version of ED1560 (Wiremold Catalog).

* Category 6 augmented (6a) cable for 10 gigabit ethernet – max allowed cable diameter per addenda No. 11 ANSI TIA/EIA 568-B.2.

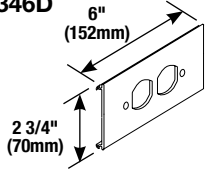
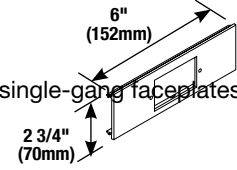
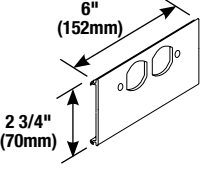
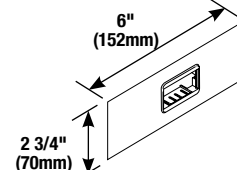
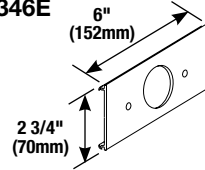
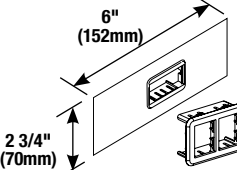
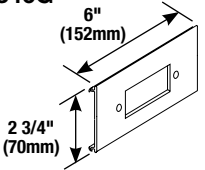
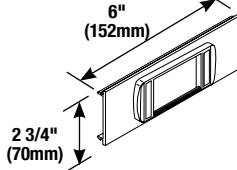
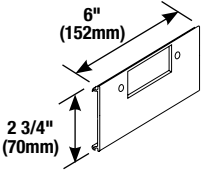
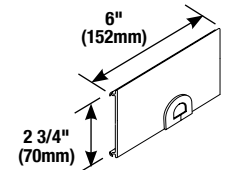
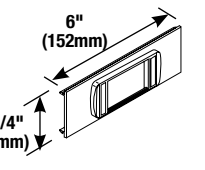
AL3300 Series Raceway Ordering Information

| Catalog No./Item | Description/Specifications | Catalog No./Item | Description/Specifications |
|------------------|----------------------------------------------------------------------------------------------------------------------------------------------------------------------------------------------------------------------------------------------|------------------|------------------------------------------------------------------------------------------------------------------------------------------------------------------------------------------------------------------------------------|
| AL3300B10 | Raceway Base – 6063-T5 extruded aluminum, satin anodized finish. Nominal wall thickness .060" (1.5mm). Packed four 10' (3m) lengths per carton.  | AL3300D5 | Divider – Divider is 0.040" (1.0mm) galvanized steel. Packed eight 5' (1.5m) lengths per carton. AL3301D Divider Clip sold separately.  |
| AL3300C5 | Raceway Cover – 6063-T5 extruded aluminum, satin anodized finish. Nominal wall thickness .060" (1.5mm). Packed eight 5' (1.5m) lengths per carton.  | |  |

AL3300 Series Raceway Ordering Information (continued)

| Catalog No./Item | Description/Specifications | Catalog No./Item | Description/Specifications |
|------------------------------------------------------------------------------------------------------------|------------------------------------------------------------------------------------------------------------------------------------------|-----------------------------------------------------------------------------------------------------------|-----------------------------------------------------------------------------------------------------------------------|
| <p>AL3300WC</p>  | <p>Wire Clip (Spring Steel) – Holds wires and cables in raceway base. Use with undivided raceway, snaps into grooves in base.</p> | <p>AL3315</p>  | <p>Tee Fitting – 90° tee connection of two runs of AL3300 Series Raceway. Three AL3301 Couplings included.</p> |
| <p>AL3301</p>  | <p>Base Coupling (Galvanized Steel) – Set screw coupling used for attaching in-line raceway sections.</p> | <p>AL3316</p>  | <p>Cross Fitting – 90° cross-through connection of two runs of raceway. Four AL3301 Couplings included.</p> |
| <p>AL3301D</p>  | <p>Divider Clip (Galvanized Steel) – Required for holding AL3300D5 Divider in place. Use one every 30" (76.2m).</p> | <p>AL3309</p>  | <p>Ground Clamp (Galvanized Steel) – Connects equipment grounding conductor to raceway.</p> |
| <p>AL3310B</p>  | <p>Blank End Fitting – Closes off open end of AL3300 Series Raceway.</p> | <p>AL3317</p>  | <p>Internal Elbow Fitting – For making 90° internal corners. Two AL3301 Couplings included.</p> |
| <p>AL3310B1</p>  | <p>End Fitting – End feeds raceway with 1/2" or 3/4" trade size conduit or armored cable.</p> | <p>AL3318</p>  | <p>External Elbow Fitting – For making external corners. Two AL3301 Couplings included.</p> |
| <p>AL3311</p>  | <p>90° Flat Elbow Fitting – Right angle turns on same surface. Two AL3301 Couplings included.</p> | | |

AL3300 Series Raceway Device Plate Ordering Information

| Catalog No./Item | Description/Specifications | Catalog No./Item | Description/Specifications |
|------------------|------------------------------------------------------------------------------------------------------------------------------------------------------------------------------------------------------------------------------------------------------------------------------------------------------------------------------------------------------------------------------------------------------------------|------------------|--------------------------------------------------------------------------------------------------------------------------------------------------------------------------------------------------------------------------------------------------------------------------------------------------------------------------------------------|
| AL3346D |  <p>Duplex Receptacle Cover – Mounts standard duplex devices to cover. Can also be used with 106 communication frames.</p> | AL3356R |  <p>Cover Plate (With 2" x 2 7/8" (51mm x 73mm) Hole cut) – Installs communication connectivity devices utilizing the industry standard single-gang faceplates. Hole cut is 2" x 2 7/8" (51mm x 73mm). Faceplates must be ordered separately.</p> |
| AL3346DO |  <p>Offset Duplex Receptacle Cover (for Divided Raceway) – Installs duplex devices in divided aluminum raceway. 6" (152mm) offset divider included. Can also be used with 106 communication frames.</p> | AL33562A |  <p>2A Mini Adapter Cover Plate – Installs a single 2A size communication connectivity device (2A opening). Includes cover and 2A mini adapter. Accepts three CM2 Series Open System inserts or Pass & Seymour® Activate inserts.</p> |
| AL3346E |  <p>Single Receptacle Cover Plate (1.40" diameter) – Installs straight blade and locking single receptacles with face diameters of 1.38"-1.39" (35mm-36mm).</p> | AL3356ABRT |  <p>Ortronics® Cover Plate – Accepts only Ortronics® datacom inserts. Supplied with both adapters to accommodate two TracJack™ devices or one Series II device.</p> |
| AL3346G |  <p>Rectangular Device Cover Plate – Installs rectangular devices including surge receptacles, GFCI, and other rectangular faced single-gang wiring devices. Can also be used with decorator style communication frames.</p> | AL3356-LPB3S2 |  <p>Ortronics® Low Profile Adapter Cover Plate – Accepts only Ortronics® datacom inserts, three Series II devices. Low profile adapter included.</p> |
| AL3346GO |  <p>Offset GFCI Rectangular Cover Plate (For Divided Raceway) – Installs rectangular devices including surge receptacles, GFCI and other rectangular faced single-gang wiring devices in divided aluminum raceway. 6" (152mm) offset divider included. Can also be used with decorator style communication frames.</p> | AL3356Z |  <p>Grommets Cover Plate – For exiting of communication cable. Grommet furnished.</p> |
| AL3356-ACTLPB |  <p>Low Profile Adapter Cover Plate – Installs communication connectivity devices. Includes cover and low profile adapter cover (6A opening). Accepts three (3) CM2 Series Open System inserts or Pass & Seymour® Activate inserts.</p> | | |



Electrical Wiring Systems
 60 Woodlawn Street
 West Hartford, CT 06110
 Phone: 1.877.BY.LEGRAND (295-3472)
www.legrand.us
 570 Applewood Crescent
 Vaughan, Ontario L4K 4B4
 Phone: 905.738.9195
www.legrand.ca

