

The interior of the Evolution™ Series 8" Poke-Thru Device.

Evolution Series – The most innovative poke-thru devices in the market

Designed for retrofit and new construction, Evolution Series 8" Poke-Thru devices provide convenient access to power, communications, and A/V services recessed below floor level - providing maximum device protection. With five gangs of capacity that allow you to configure services for the needs of your space, services can be placed in any location within the unit.

The low-profile durable metal covers are available in seven finishes, designed to match any space. The cover also features sliding doors that allow cables to neatly egress from the unit, protecting cables while reducing tripping hazards.

Evolution Series 8" Poke-Thru devices are the perfect fit for meeting and training rooms, classrooms, healthcare facilities or commercial buildings with open-space architecture.

Features & Benefits

- **Recessed devices.** Five (5) compartments for power, communications, and/or A/V devices, all recessed 4" (102mm) below the floor level, providing maximum protection and device longevity.
- **Die-cast aluminum cover assemblies.** The Evolution Series poke-thru design includes all metal die-cast aluminum cover assemblies, available in powder coated finishes of black, gray, bronze, and aluminum, as well as a brushed aluminum, satin brass plated and satin nickel plated finishes.
- **A/V compatible design.** The 8AT Series devices are designed to work with with Legrand's AVIP devices. Also compatible with most A/V manufacturers devices including their 1-gang, 2-gang, and 3-gang decorator style designs.
- **Flush tile version cover assemblies.** A flush style cover for tile applications allows the Evolution Series Poke-Thru Devices to be adjusted to the same level as the top surface of the floor covering. The tile cover is designed to be used in higher traffic applications, where a low profile is a must.
- **Auto-close egress doors.** Egress doors lock in position when slid open and automatically close around cables, reducing the egress opening to the smallest size possible.
- **Improved hinge design.** Provides greater durability while creating a more fluid, intuitive, opening and closing motion.
- **"Step-on-it" installation.** Quick and easy installation without the need for additional fasteners or a second installer.
- **Pre-pour sleeve.** Creates a removable cast-in-place core hole that allows the contractor to position poke-thru units before concrete is poured. Eliminates the cost and labor of coring the opening.
- **TopGuard™ Protection.** All Evolution Series Poke-Thru Devices, like every Wiremold Poke-Thru Device, meet and exceed UL scrub water exclusion requirements for tile, carpet, and wood covered floors.
- **Meets ADA Accessibility Guidelines.** Wide trim flange is designed to meet the ADA Accessibility Guidelines as it pertains to ADA Standard 4.5 which addresses changes in floor and ground surface levels. The poke-thru trim flanges are beveled so the slope is no greater than 1:2 ratio.
- **Suitable for use in air handling spaces.** In accordance with Sec 300-22(C) of the National Electrical Code.
- **UL Listed and UL Fire Classified to U.S. and Canadian safety standards.** UL Fire rated for up to 2-hour rated floors maintains the fire classification of the floor.

Vertical Markets

- Commercial
- Education
- Healthcare
- Hospitality
- Entertainment
- Retail



Download this product's PEP ecopassport® environmental product declaration at www.legrand.us/resources-and-downloads. This declaration conforms with ISO 14025 and 14040 and is in alignment with EN 15804.

Compliance



cULus Listed, Metallic Outlet Box File Number E2961. Guide QCIT.
cULus Listed Nonmetallic Outlet Boxes & Fittings
Classified for Fire Resistance: File R8209, Guide CEYY.

For more information or to configure your own Evolution™ Series Poke-Thru Device, visit our online configurator at:

www.legrand.us/wiremold/evolution.

Cabling Specifications

Copper Cross Section:

The copper cross-sectional area determines the amount of wire fill capacity in a poke-thru device. Unlike other wire and cable management systems that utilize wire fill capacity, a poke-thru device is UL tested under fire conditions to determine the maximum amount of copper conductors that will pass through a poke-thru device, while maintaining the fire-rating of the floor assembly. All Legrand Poke-Thru Devices are UL Classified to U.S. and Canadian safety standards.



8AT COPPER CROSS-SECTION

	OUTER CHANNELS	CENTER CHANNEL
Max Copper X-Section	0.0154 sq. in. (9.9mm ²)	0.0775 sq. in. (16.60mm ²)
Max # Conductors	(3) 12 AWG	(24) 14 AWG

NOTE: When using conductor sizes other than listed above, the aggregate cross-sectional area of the copper conductors shall not exceed the cross-sectional area listed.

Copper Cross-Sectional Area of Commonly Used Conductors	
Size	Solid
#24	0.00032 sq. in. (.206mm ²)
#23	0.00040 sq. in. (.258mm ²)
#22	0.00050 sq. in. (.322mm ²)
#14	0.00323 sq. in. (2.083mm ²)
#12	0.00512 sq. in. (3.303mm ²)
#10	0.00815 sq. in. (5.258mm ²)
# 8	0.01296 sq. in. (8.361mm ²)

NOTE: Use above values for solid or stranded conductors.

Flooring Specifications

8AT CORE HOLE SIZES

FLOOR TYPE	CORE SIZE (Min.)	CORE SIZE (Max.)
Covered Floors (Carpet, Tile or Wood)	8" (203mm)	8 1/8" (206mm)
Bare Concrete or Terrazzo	8" (203mm)	8 1/8" (206mm)

CAUTION: These devices are suitable for 1-, 1 1/2-, and 2-hour rated floor assemblies as described in the UL Fire Resistance directory for each service.

These devices meet all UL scrub water requirements, but are not suitable for wet or damp locations, or other areas subject to saturation with water or other liquids, such as commercial kitchens.

Floor Coverings: The poke-thru device is fire rated for concrete floor coverings. For floor coverings greater than 1" (25mm), consult factory.

UL Certification: To view the UL certification, please visit www.UL.com/Database. Enter "Wiremold" as the company name and "CEYY" as the UL Category Code.

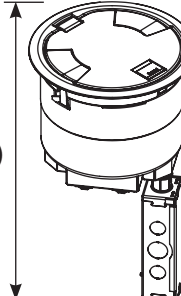
Poke-thru devices and abandonment fittings are for use with 1-, 1 1/2-, or 2-hour rated unprotected reinforced concrete floor and 1-, 1 1/2- or 2-hour rated floors employing unprotected steel floor units and concrete topping (D900-Series Designs), or concrete floors with suspended ceilings. (Fire resistive designs with suspended ceilings should have provisions for accessibility in the ceiling area below the poke-thru fittings.)

The assembled Poke-Thru stem and service fitting or the abandonment fittings will not reduce the ratings of the floor assembly when the thickness and type of concrete (required for the specific rating) are within the specified limits and the fittings are installed as specified:

- 1. Spacing** – Minimum of 2' (610mm) OC and not more than one unit per 65 square feet (6 square meters) of floor area in each span.
- 2. Concrete** – Minimum thickness of structural concrete topping of 2 1/4" (57mm) over metal deck or a minimum 3" thick reinforced concrete slab. Unit weight of concrete to be 110 to 155 pcf.
- 3. Installation** – Mounted in a 8" (203mm) diameter core drilled hole in concrete per installation instructions accompanying the fittings or abandonment fittings. For use with power circuits, data and/or telephone cables as tabulated below.

NOTE: The material that is used in Wiremold® poke-thru devices is not listed under the directory for Fire Stopping Material because the poke-thru device is UL Classified as "Outlet Boxes and Fittings Classified For Fire Resistance (CEYY)". The pass/fail criteria comes from UL263. The pass criteria is that the poke-thru unit cannot exceed 325° F. above ambient before the concrete slab (or deck) reaches this same temperature. Some poke-thru devices are tested for 2 hours while others are tested for 4 hours. The intumescent material has never been tested as a fire-stopping material as a stand-alone device. This material is designed to work as a unit with the entire poke-thru device.

Evolution Series 8" Poke-Thru Devices Ordering Information

Catalog No./Item	Description/Specifications
<p>Powder Coat Finishes: 8ATC2PBK 8ATC2PBZ 8ATC2PGY</p> <p>Durable Finishes 8ATC2PAA 8ATC2PSB 8ATC2PSN</p> 	<p>Recessed Prewired Surface Style Poke-Thru Assembly –</p> <ul style="list-style-type: none"> Designed to be installed in a concrete floor which has access in the ceiling of the floor below for running power, data and A/V services. Poke-thru device installs into an 8" (203mm) to an 8 1/8" (206mm) diameter hole. The unit comes complete with a surface style cover, two (2) pre-wired, pre-installed duplex receptacles, and three (3) open compartments for additional power, data or AV devices. All five compartments are recessed 4" (102mm) below the floor surface level. The surface style cover is an aluminum cover that is designed to sit on top of finished floor surfaces, such as: carpet, tile, wood, polished concrete or terrazzo. Covers are available in six finishes <ul style="list-style-type: none"> Three powder coat finishes: black (BK), gray (GY), and bronze (BZ) Three durable finishes: brushed aluminum (AA), satin brass plated (SB), and satin nickel plated (SN)

NOTE: UL Fire Classified for up to 2-hour rated floors.

NOTE: Receptacles can be wired as a standard or isolated ground device.

Country of Origin: USA

INCLUDED

For Side Compartments:

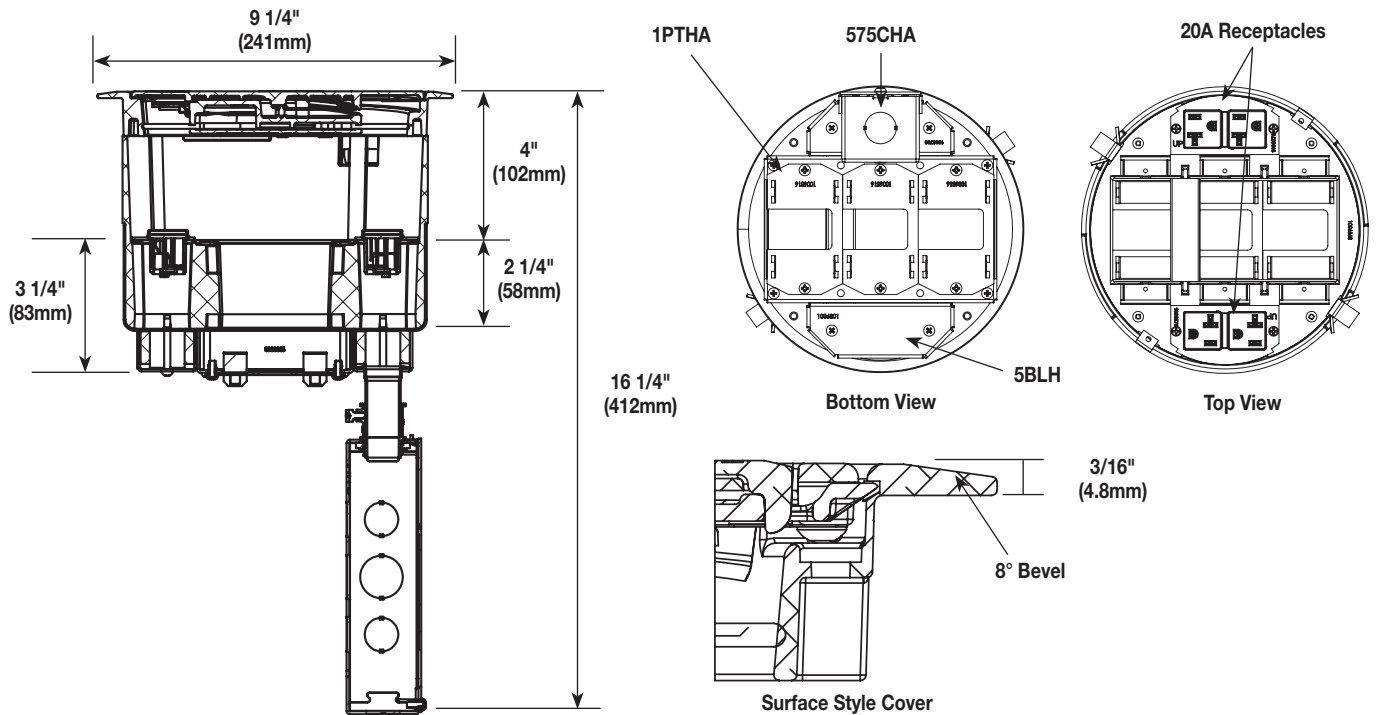
- Two (2) proprietary Tamper-Resistant 20A Duplex Receptacles installed

For Center Compartment:

- No Device Plates are included

For Bottom Feed Compartment:

- One (1) 5BLH 1/2-Gang Blank Housing*
- Three (3) 1PTHA 1-Gang Pass-Through Housing Assembly
- One (1) 575CHA 1/2-Gang 3/4" Conduit Housing Assembly**
- One (1) 8DIV 8" Divider

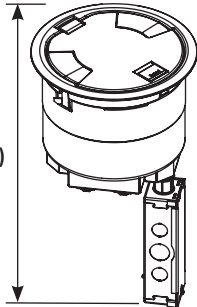


NOTE: For more information on Device Plates and Bottom Feed Plates and on the additional options available, see the Device Plates and Bottom Feed Plates sections found later in this document.

* Tunneling extends from the 5BLH to 575CHA so that power cables from the 20A duplex receptacle mounted on the left side of the poke-thru device are run into the junction box attached to the 575CHA.

** Includes junction box attached to the 3/4" trade size conduit.

Evolution Series 8" Poke-Thru Devices Ordering Information

Catalog No./Item	Description/Specifications
Powder Coat Finishes 8ATC2PCRBK 8ATC2PCRBZ 8ATC2PCRGY Durable Finishes 8ATC2PCRAA 8ATC2PCRSB 8ATC2PCRSN	Recessed Prewired Surface Style Poke-Thru Assembly – <ul style="list-style-type: none"> Designed to be installed in a concrete floor which has access in the ceiling of the floor below for running power, data and A/V services. Poke-thru device installs into an 8" (203mm) to an 8 1/8" (206mm) diameter hole. The unit comes complete with a surface style cover, one (1) pre-wired, pre-installed duplex receptacle, one 20A proprietary duplex receptacle marked with a permanent "Controlled Receptacle" marking, and three (3) open compartments for additional power, data or AV devices. All five compartments are recessed 4" (102mm) below the floor surface level. The surface style cover is an aluminum cover that is designed to sit on top of finished floor surfaces, such as: carpet, tile, wood, polished concrete or terrazzo. Covers are available in six finishes <ul style="list-style-type: none"> – Three powder coat finishes: black (BK), gray (GY), and bronze (BZ) – Three durable finishes: brushed aluminum (AA), satin brass plated (SB), and satin nickel plated (SN)
16 1/4" (412mm) 	

NOTE: UL Fire Classified for up to 2-hour rated floors.

NOTE: Receptacles can be wired as a standard or isolated ground device.

Country of Origin: USA

INCLUDED

For Side Compartments:

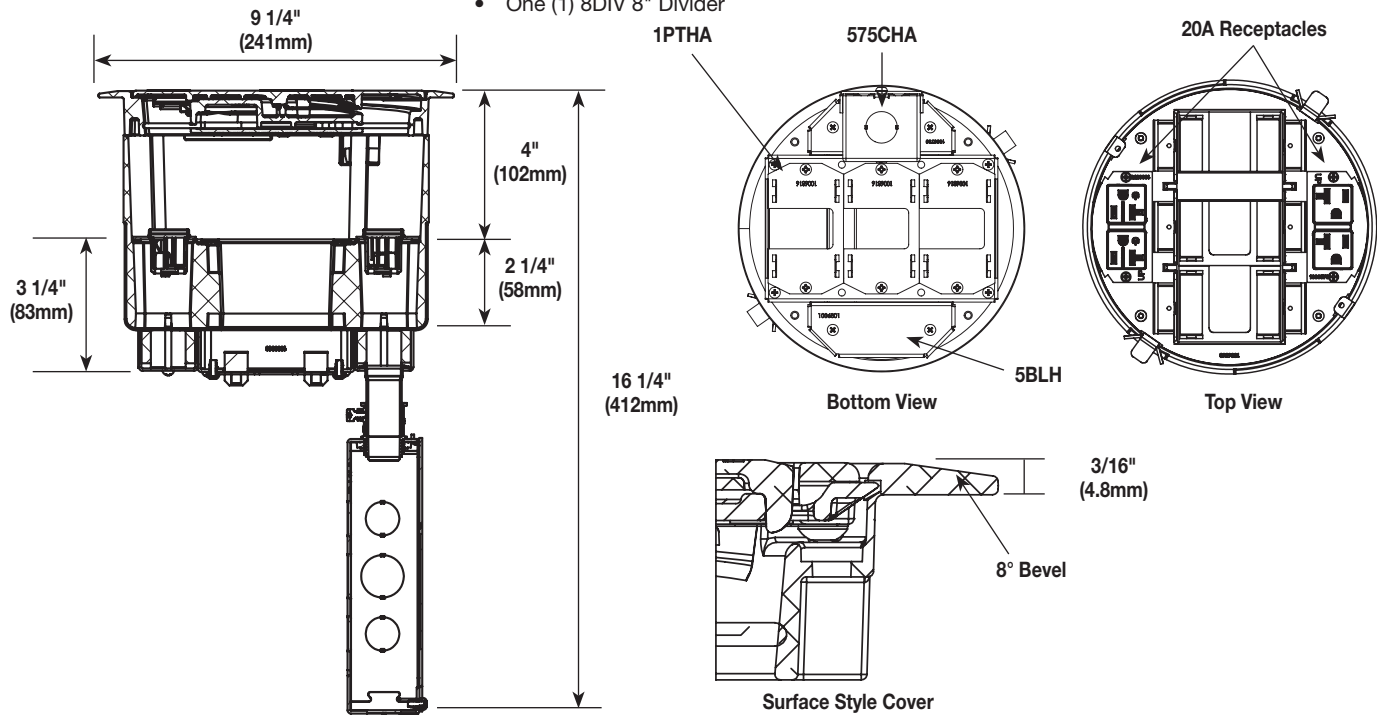
- One (1) proprietary Tamper-Resistant 20A Duplex Receptacle
- One (1) proprietary Tamper-Resistant 20A Duplex Receptacle marked with a permanent "Controlled Receptacle"

For Center Compartment:

- No Device Plates are included

For Bottom Feed Compartment:

- One (1) 5BLH 1/2-Gang Blank Housing*
- Three (3) 1PTHA 1-Gang Pass-Through Housing Assembly
- One (1) 575CHA 1/2-Gang 3/4" Conduit Housing Assembly**
- One (1) 8DIV 8" Divider



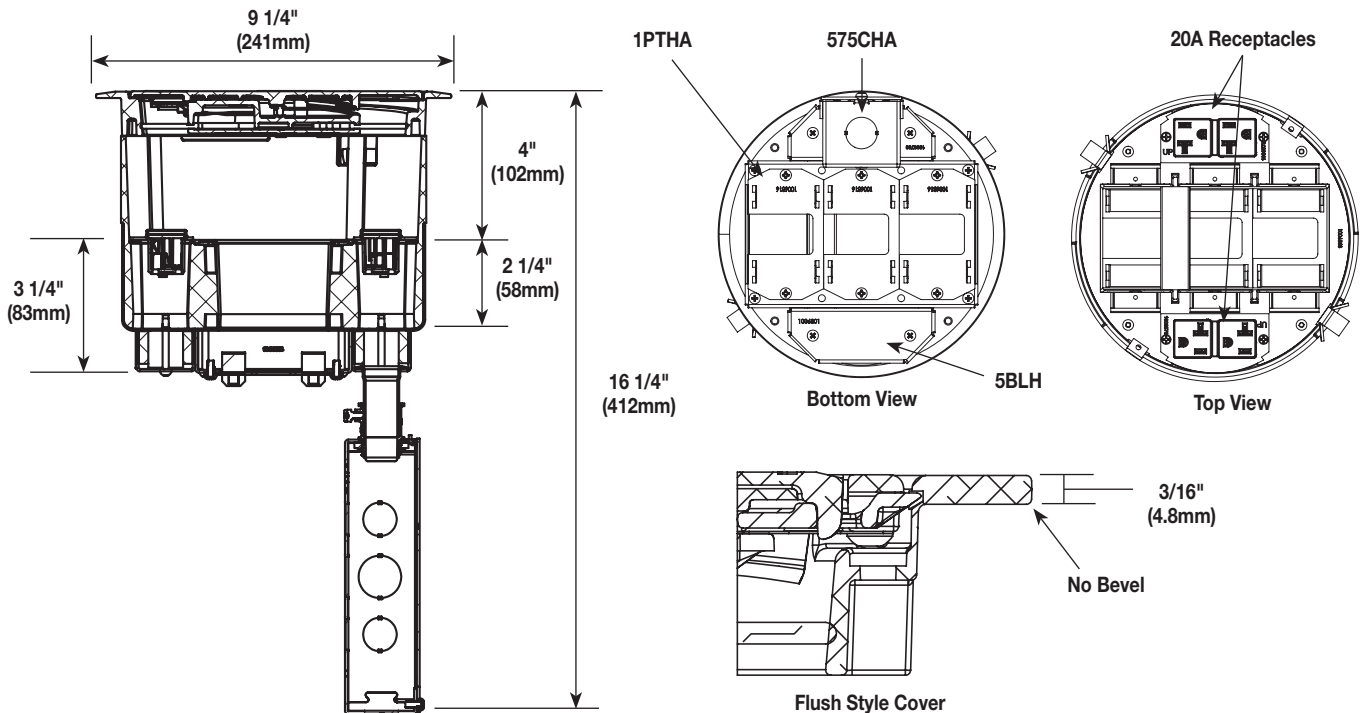
NOTE: For more information on Device Plates and Bottom Feed Plates and on the additional options available, see the Device Plates and Bottom Feed Plates sections found later in this document.

* Tunneling extends from the 5BLH to 575CHA so that power cables from the 20A duplex receptacle mounted on the left side of the poke-thru device are run into the junction box attached to the 575CHA.

** Includes junction box attached to the 3/4" trade size conduit.

Evolution Series 8" Poke-Thru Devices Ordering Information

Catalog No./Item	Description/Specifications
Powder Coat Finishes	Recessed Prewired Flush Style Poke-Thru Assembly –
8AT2PBK 8AT2PBZ 8AT2PGY	<ul style="list-style-type: none"> • Designed to be installed in a concrete floor which has access in the ceiling of the floor below for running power, data and A/V services. • Poke-thru device installs into an 8" (203mm) to an 8 1/8" (206mm) diameter hole. • The unit comes complete with a flush style cover, two (2) pre-wired, pre-installed duplex receptacles, and three (3) open compartments for additional power, data or AV devices. • All five compartments are recessed 4" (102mm) below the floor surface level. • The flush style cover is an aluminum cover that is designed to sit flush with finished floor coverings such as: carpet, tile, or wood • Covers are available in six finishes <ul style="list-style-type: none"> – Three powder coat finishes: black (BK), gray (GY), and bronze (BZ) – Three durable finishes: brushed aluminum (AA), satin brass plated (SB), and satin nickel plated (SN)
Durable Finishes	Country of Origin: USA
8AT2PAA 8AT2PSB 8AT2PSN	INCLUDED
	For Side Compartments:
NOTE: UL Fire Classified for up to 2-hour rated floors.	• Two (2) proprietary Tamper-Resistant 20A Duplex Receptacles installed
NOTE: Receptacles can be wired as a standard or isolated ground device.	For Center Compartment:
NOTE: Includes one (1) 6TS Tile Shim.	• No Device Plates are included
	For Bottom Feed Compartment:
	<ul style="list-style-type: none"> • One (1) 5BLH 1/2-Gang Blank Housing* • Three (3) 1PTHA 1-Gang Pass-Through Housing Assembly • One (1) 575CHA 1/2-Gang 3/4" Conduit Housing Assembly** • One (1) 8DIV 8" Divider



NOTE: For more information on Device Plates and Bottom Feed Plates and on the additional options available, see the Device Plates and Bottom Feed Plates sections found later in this document.

* Tunneling extends from the 5BLH to 575CHA so that power cables from the 20A duplex receptacle mounted on the left side of the poke-thru device are run into the junction box attached to the 575CHA.

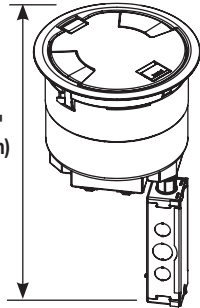
** Includes junction box attached to the 3/4" trade size conduit.

Evolution Series 8" Poke-Thru Devices Ordering Information

Catalog No./Item	Description/Specifications
<p>Powder Coat Finishes 8AT2PCRBK 8AT2PCRBZ 8AT2PCRGY</p>	<p>Recessed Prewired Flush Style Poke-Thru Assembly –</p> <ul style="list-style-type: none"> • Designed to be installed in a concrete floor which has access in the ceiling of the floor below for running power, data and A/V services. • Poke-thru device installs into an 8" (203mm) to an 8 1/8" (206mm) diameter hole. • The unit comes complete with a flush style cover, one (1) pre-wired, pre-installed duplex receptacle, one 20A proprietary duplex receptacle marked with a permanent "Controlled Receptacle" marking, and three (3) open compartments for additional power, data or AV devices. • All five compartments are recessed 4" (102mm) below the floor surface level. • The flush style cover is an aluminum cover that is designed to sit flush with finished floor coverings such as: carpet, tile, or wood • Covers are available in six finishes <ul style="list-style-type: none"> – Three powder coat finishes: black (BK), gray (GY), and bronze (BZ) – Three durable finishes: brushed aluminum (AA), satin brass plated (SB), and satin nickel plated (SN)
<p>Durable Finishes 8AT2PCRAA 8AT2PCRSB 8AT2PCRSN</p>	
	<p>Country of Origin: USA</p>
<p>NOTE: UL Fire Classified for up to 2-hour rated floors.</p>	<p>INCLUDED</p>
<p>NOTE: Receptacles can be wired as a standard or isolated ground device.</p>	<p>For Side Compartments:</p>
<p>NOTE: Includes one (1) 6TS Tile Shim.</p>	<ul style="list-style-type: none"> • One (1) proprietary Tamper-Resistant 20A Duplex Receptacle • One (1) proprietary Tamper-Resistant 20A Duplex Receptacle marked with a permanent "Controlled Receptacle"
	<p>For Center Compartment:</p>
	<ul style="list-style-type: none"> • No Device Plates are included
	<p>For Bottom Feed Compartment:</p>
	<ul style="list-style-type: none"> • One (1) 5BLH 1/2-Gang Blank Housing* • Three (3) 1PTHA 1-Gang Pass-Through Housing Assembly • One (1) 575CHA 1/2-Gang 3/4" Conduit Housing Assembly** • One (1) 8DIV 8" Divider
<p>NOTE: For more information on Device Plates and Bottom Feed Plates and on the additional options available, see the Device Plates and Bottom Feed Plates sections found later in this document.</p>	
<p>* Tunneling extends from the 5BLH to 575CHA so that power cables from the 20A duplex receptacle mounted on the left side of the poke-thru device are run into the junction box attached to the 575CHA.</p>	
<p>** Includes junction box attached to the 3/4" trade size conduit.</p>	

Evolution Series 8" Poke-Thru Devices Ordering Information

Catalog No./Item	Description/Specifications
Powder Coat Finishes 8ATC2BK 8ATC2BZ 8ATC2GY Durable Finishes 8ATC2AA 8ATC2SB 8ATC2SN	Recessed Unwired Surface Style Poke-Thru Assembly – <ul style="list-style-type: none"> Designed to be installed in a concrete floor which has access in the ceiling of the floor below for running power, data and A/V services. Poke-thru device installs into an 8" (203mm) to an 8 1/8" (206mm) diameter hole. The unit comes complete with a surface style cover, and five (5) open compartments for additional power, data or AV devices. All five compartments are recessed 4" (102mm) below the floor surface level. The surface style cover is an aluminum cover that is designed to sit on top of finished floor surfaces such as: carpet, tile, wood, polished concrete or terrazzo. Covers are available in six finishes <ul style="list-style-type: none"> Three powder coat finishes: black (BK), gray (GY), and bronze (BZ) Three durable finishes: brushed aluminum (AA), satin brass plated (SB), and satin nickel plated (SN)



NOTE: UL Fire Classified for up to 2-hour rated floors.

Country of Origin: USA

INCLUDED

For Side Compartments:

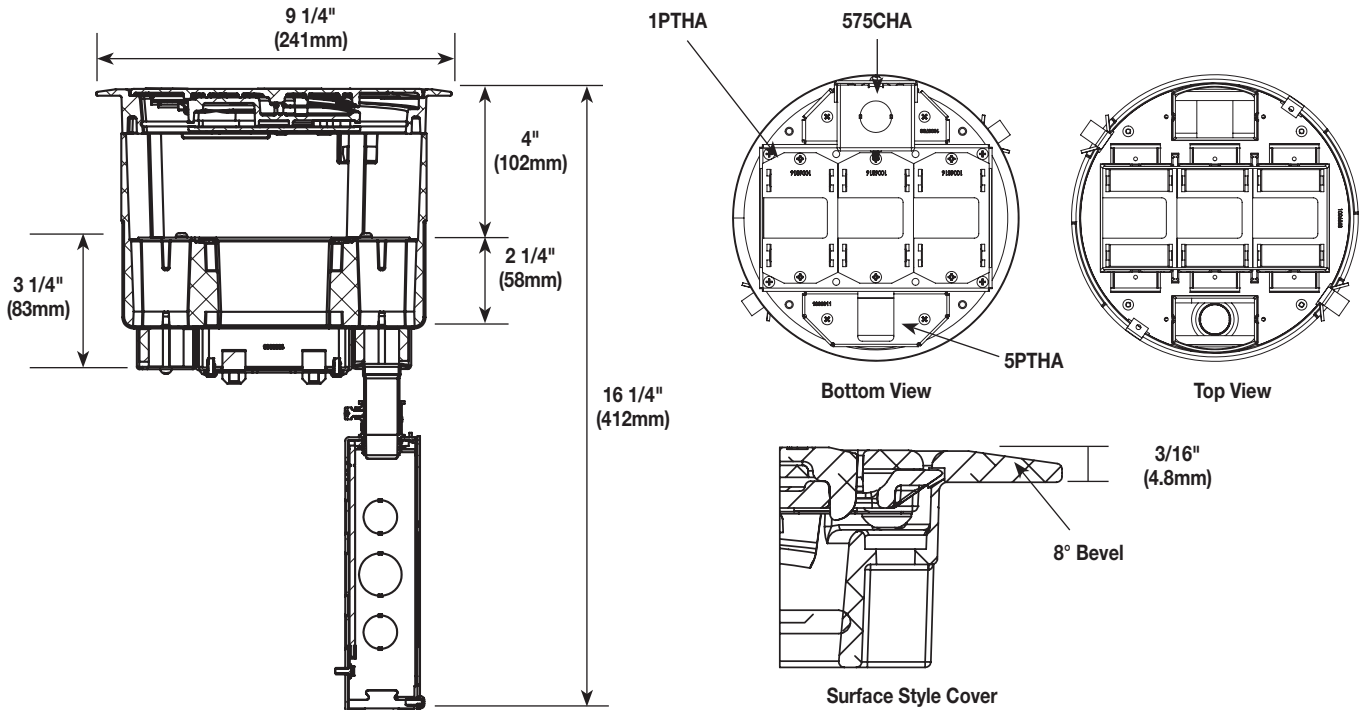
- No Device Plates are included

For Center Compartment:

- No Device Plates are included

For Bottom Feed Compartment:

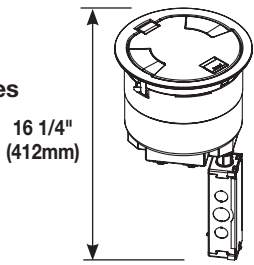
- One (1) 5PTHA 1/2-Gang Pass-Through Housing Housing
- Three (3) 1PTHA 1-Gang Pass-Through Housing Assembly
- One (1) 575CHA 1/2-Gang 3/4" Conduit Housing Assembly**
- One (1) 8DIV 8" Divider



NOTE: For more information on Device Plates and Bottom Feed Plates and on the additional options available, see the Device Plates and Bottom Feed Plates sections found later in this document.

** Includes junction box attached to the 3/4" trade size conduit.

Evolution Series 8" Poke-Thru Devices Ordering Information

Catalog No./Item	Description/Specifications
<p>Powder Coat Finishes 8AT2BK 8AT2BZ 8AT2GY</p> <p>Durable Finishes 8AT2AA 8AT2SB 8AT2SN</p> 	<p>Recessed Unwired Flush Style Poke-Thru Assembly –</p> <ul style="list-style-type: none"> • Designed to be installed in a concrete floor which has access in the ceiling of the floor below for running power, data and A/V services. • Poke-thru device installs into an 8" (203mm) to an 8 1/8" (206mm) diameter hole. • The unit comes complete with a flush style cover, and five (5) open compartments for additional power, data or AV devices. • All five compartments are recessed 4" (102mm) below the floor surface level. • The flush style cover is an aluminum cover that is designed to sit flush with finished floor coverings such as: carpet, tile, or wood • Covers are available in six finishes <ul style="list-style-type: none"> – Three powder coat finishes: black (BK), gray (GY), and bronze (BZ) – Three durable finishes: brushed aluminum (AA), satin brass plated (SB), and satin nickel plated (SN)

NOTE: UL Fire Classified for up to 2-hour rated floors.

NOTE: Includes one (1) 6TS Tile Shim.

Country of Origin: USA

INCLUDED

For Side Compartments:

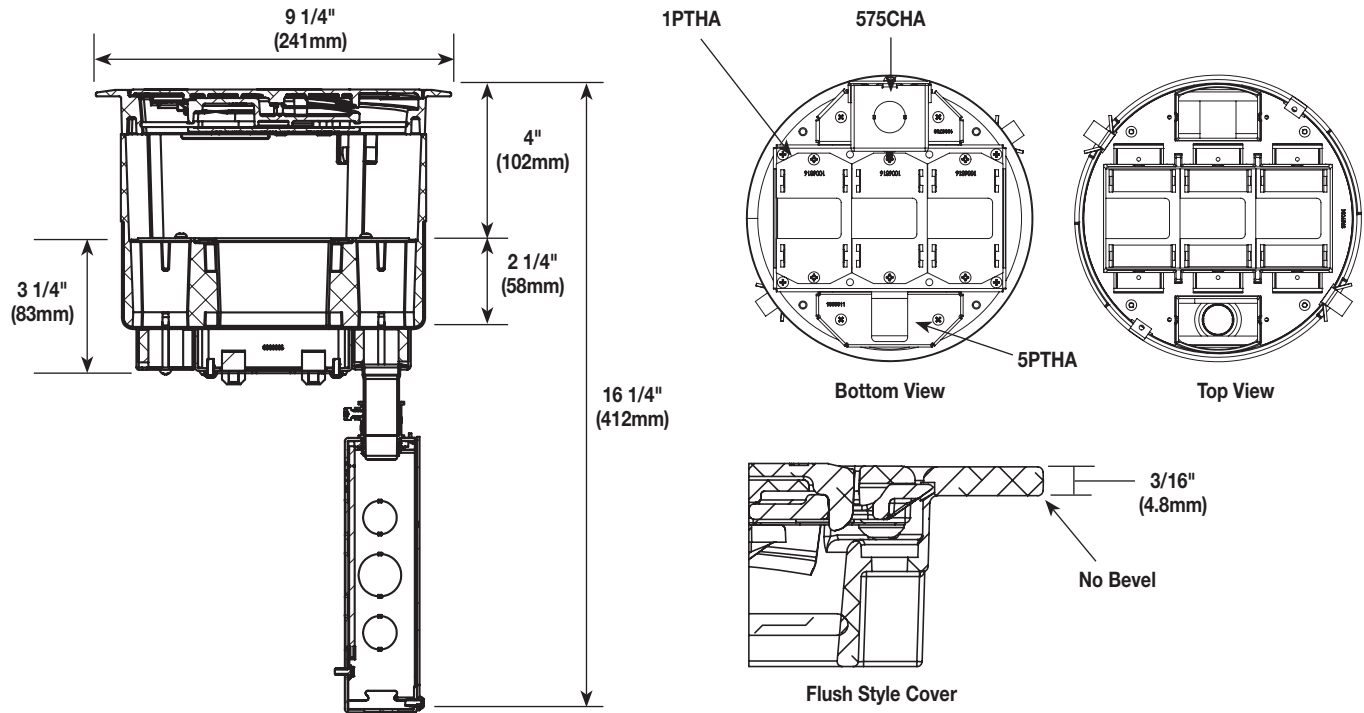
- No Device Plates are included

For Center Compartment:

- No Device Plates are included

For Bottom Feed Compartment:

- One (1) 5PTHA 1/2-Gang Pass-Through Housing
- Three (3) 1PTHA 1-Gang Pass-Through Housing Assembly
- One (1) 575CHA 1/2-Gang 3/4" Conduit Housing Assembly**
- One (1) 8DIV 8" Divider



NOTE: For more information on Device Plates and Bottom Feed Plates and on the additional options available, see the Device Plates and Bottom Feed Plates sections found later in this document.

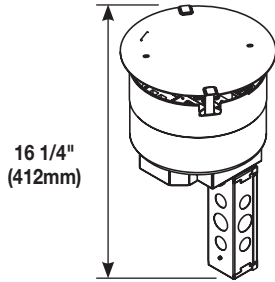
** Includes junction box attached to the 3/4" trade size conduit.

Evolution Series 8" Poke-Thru Devices Ordering Information

Catalog No./Item

Description/Specifications

8STC



Recessed Unwired Poke-Thru Stem Assembly –

- Designed to be installed in a concrete floor which has access in the ceiling of the floor below for running power, data and A/V services.
- Poke-thru device installs into an 8" (203mm) to an 8 1/8" (206mm) diameter hole.
- The unit comes complete with a disposable sheet metal cover, five (5) open compartments for additional power, data or AV devices.
- All five compartments are recessed 4" (102mm) below the floor surface level.
- Designed to work with the 8CTC2 and 8CT2 style covers (sold separately).

Country of Origin: USA

INCLUDED

For Side Compartments:

- No Device Plates are included

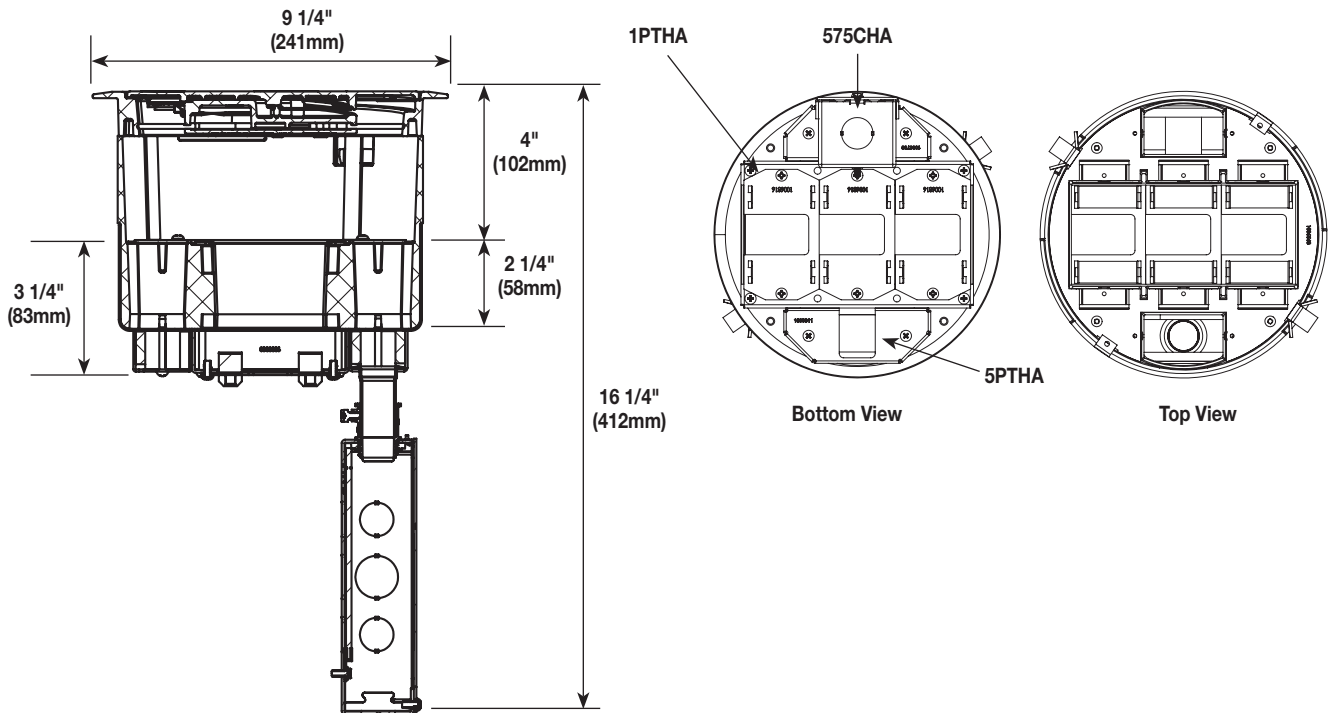
For Center Compartment:

- No Device Plates are included

For Bottom Feed Compartment:

- One (1) 5PTHA 1/2-Gang Pass-Through Housing Housing
- Three (3) 1PTHA 1-Gang Pass-Through Housing Assembly
- One (1) 575CHA 1/2-Gang 3/4" Conduit Housing Assembly**
- One (1) 8DIV 8" Divider

NOTE: UL Fire Classified for up to 2-hour rated floors.



NOTE: For more information on Device Plates and Bottom Feed Plates and on the additional options available, see the Device Plates and Bottom Feed Plates sections found later in this document.

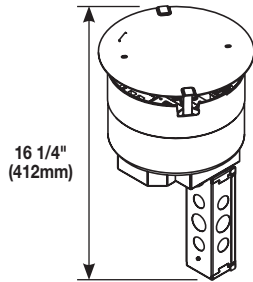
** Includes junction box attached to the 3/4" trade size conduit.

Evolution Series 8" Poke-Thru Devices Ordering Information

Catalog No./Item

Description/Specifications

8STCP



Recessed Unwired Poke-Thru Stem Assembly –

- Designed to be installed in a concrete floor which has access in the ceiling of the floor below for running power, data and A/V services.
- Poke-thru device installs into an 8" (203mm) to an 8 1/8" (206mm) diameter hole.
- The unit comes complete with a disposable sheet metal cover, five (5) open compartments for additional power, data or AV devices.
- All five compartments are recessed 4" (102mm) below the floor surface level.
- Designed to work with the 8CTC2 and 8CT2 style covers (sold separately).

Country of Origin: USA

NOTE: UL Fire Classified for up to 2-hour rated floors.

NOTE: Receptacles can be wired as a standard or isolated ground device.

INCLUDED

For Side Compartments:

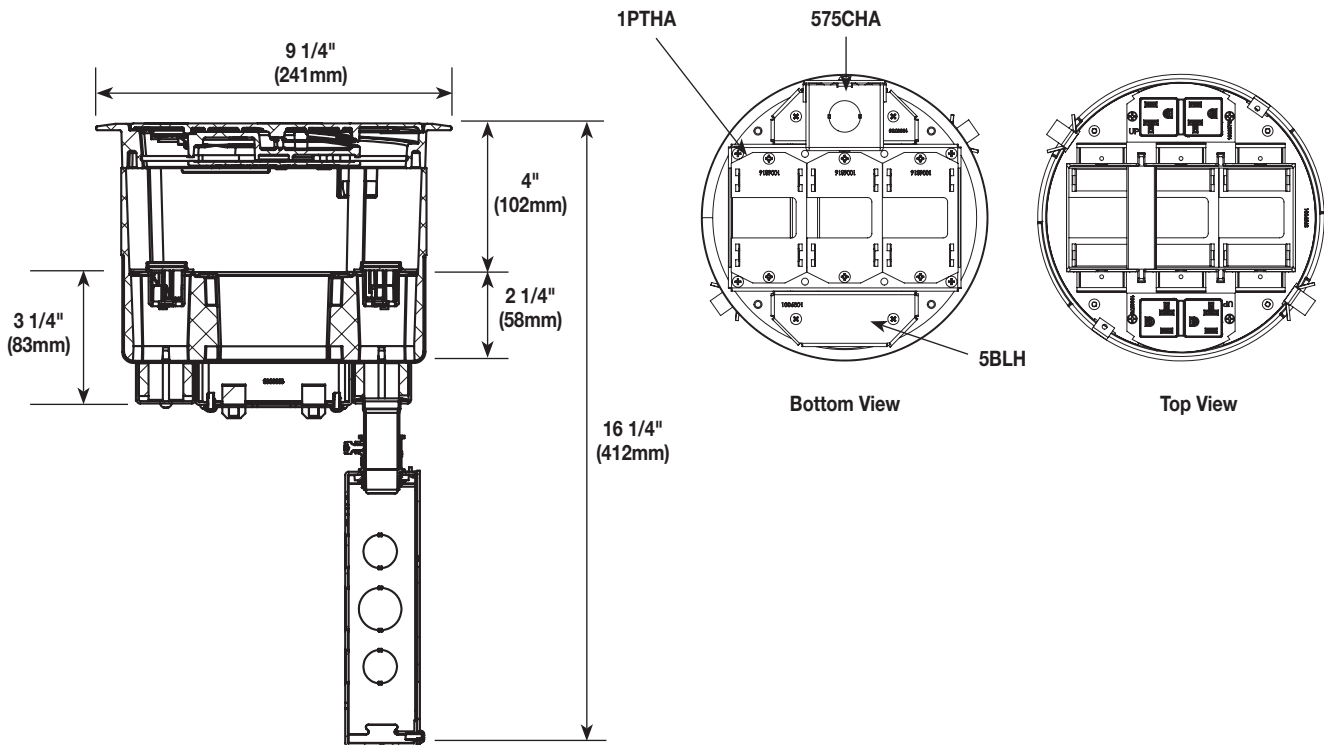
- Two (2) proprietary Tamper-Resistant 20AMP Duplex Receptacles installed

For Center Compartment:

- No Device Plates are included

For Bottom Feed Compartment:

- One (1) 5BLH 1/2-Gang Blank Housing
- Three (3) 1PTHA 1-Gang Pass-Through Housing Assembly
- One (1) 575CHA 1/2-Gang 3/4" Conduit Housing Assembly**
- One (1) 8DIV 8" Divider

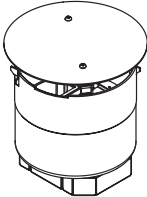
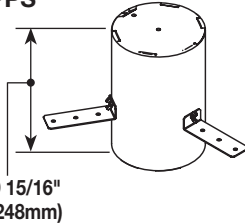


NOTE: For more information on Device Plates and Bottom Feed Plates and on the additional options available, see the Device Plates and Bottom Feed Plates sections found later in this document.

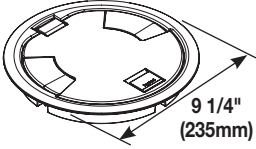
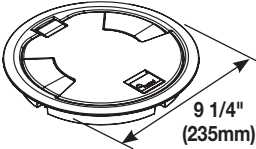
* Tunneling extends from the 5BLH to 575CHA so that power cables from the 20A duplex receptacle mounted on the left side of the poke-thru device are run into the junction box attached to the 575CHA.

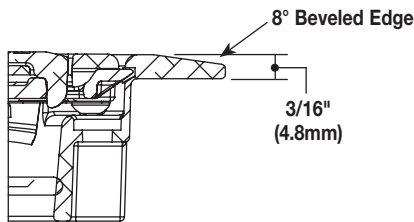
** Includes junction box attached to the 3/4" trade size conduit.

Evolution Series 8" Poke-Thru Devices Ordering Information

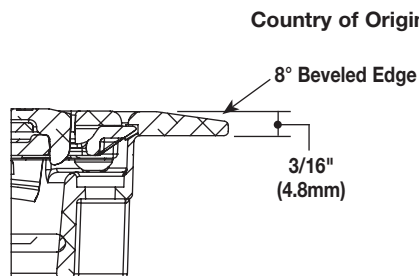
Catalog No./Item	Description/Specifications	Catalog No./Item	Description/Specifications
ABPLUG8	<p>Abandonment Plug Assembly – Complete abandonment plug assembly for 8" opening. Assembly includes intumescent fire stop material to maintain a 2 hour fire rating of the floor.</p> <p>Country of Origin: USA</p>	 <p>8PPS</p>  <p>Country of Origin: USA</p>	<p>8" Pre-Pour Poke-Thru Sleeve – Nonmetallic sleeve attaches to structural decking and maintains 8"- 8 1/8" diameter cast in core hole. Unit includes three (3) attachment legs, two (2) end caps and three (3) thumb screws.</p> <p>Country of Origin: USA</p>

Evolution Series 8" Poke-Thru Devices Cover Assemblies Ordering Information

Catalog No./Item	Description/Specifications	Catalog No./Item	Description/Specifications
<p>Powder Coat Finishes 8CTC2BK 8CTC2GY 8CTC2BZ</p> <p>Durable Finishes 8CTC2AA 8CTC2SB 8CTC2SN</p> 	<p>Surface Style Cover Assembly – Low profile cover designed to attach to the 8STC and 8STCP Poke-Thru Stem Assemblies. Each cover is made from die-cast aluminum materials and equipped with a durable hinge which allows the cover to rotate open 180°, two (2) slide egress doors that lock in the open position and auto close around the cables when the covers are closed, an 8° beveled edge that meet ADA guidelines and reduces tripping hazards. These covers are designed to sit on top of the finished floor surfaces such as: carpet, tile, wood, polished concrete and terrazzo. Available in three (3) aesthetic powder coated finishes: black (BK), gray (GY), bronze (BZ) and three durable finishes: brushed aluminum (AA), satin brass plated (SB) and satin nickel plated (SN).</p> <p>Country of Origin: India or Mexico</p>	<p>Powder Coat Finishes 8CTC2BKTR 8CTC2GYTR 8CTC2BZTR</p> <p>Durable Finishes 8CTC2AATR 8CTC2SBTR 8CTC2SNTR</p> 	<p>Tamper-Resistant Surface Style Cover Assembly – Low profile cover designed to attach to the 8STC and 8STCP Poke-Thru Stem Assemblies. Each cover is made from die-cast aluminum materials and equipped with a tamper-resistant screw to keep out unauthorized personnel, a durable hinge which allows the cover to rotate open 180°, two (2) slide egress doors that lock in the open position and auto close around the cables when the covers are closed, an 8° beveled edge that meet ADA guidelines and reduces tripping hazards. These covers are designed to sit on top of the finished floor surfaces such as: carpet, tile, wood, polished concrete and terrazzo. Available in three (3) aesthetic powder coated finishes: black (BK), gray (GY), bronze (BZ) and three durable finishes: brushed aluminum (AA), satin brass plated (SB) and satin nickel plated (SN).</p> <p>Country of Origin: India or Mexico</p>



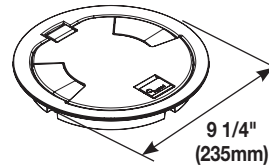
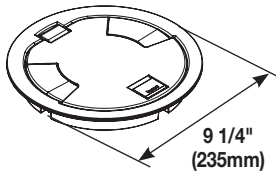
NOTE: All surface style poke-thru devices come with a transition angle to aid in the change in floor elevation.



NOTE: All surface style poke-thru devices come with a transition angle to aid in the change in floor elevation.

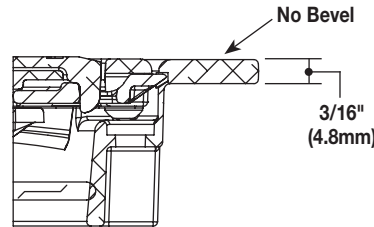
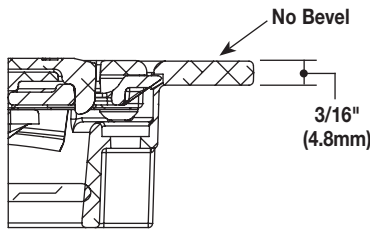
Evolution Series 8" Poke-Thru Devices Cover Assemblies Ordering Information

Catalog No./Item	Description/Specifications	Catalog No./Item	Description/Specifications
Powder Coat Finishes 8CT2BK 8CT2GY 8CT2BZ Durable Finishes 8CT2AA 8CT2SB 8CT2SN	Flush Style Cover Assembly – Low profile covers that are designed to attach to the 8STC and 8STCP Poke-Thru Stem Assemblies. Each cover is made from die-cast aluminum materials and equipped with a durable hinge which allows the cover to rotate open 180°, two (2) slide egress doors that lock in the open position and auto close around the cables when the covers are closed. These covers are designed to sit flush with the finished floor surfaces such as: carpet, tile, and wood. Available in three (3) aesthetic powder coated finishes: black (BK), gray (GY), bronze (BZ) and three durable finishes: brushed aluminum (AA), satin brass plated (SB) and satin nickel plated (SN).	Powder Coat Finishes 8CT2BKTR 8CT2GYTR 8CT2BZTR Durable Finishes 8CT2AATR 8CT2SBTR 8CT2SNTR	Tamper-Resistant Flush Style Cover Assembly – Low profile covers that are designed to attach to the 8STC and 8STCP Poke-Thru Stem Assemblies. Each cover is made from die-cast aluminum materials and equipped with a tamper-resistant screw to keep out unauthorized personnel, a durable hinge which allows the cover to rotate open 180°, two (2) slide egress doors that lock in the open position and auto close around the cables when the covers are closed. These covers are designed to sit flush with the finished floor surfaces such as: carpet, tile, and wood. Available in three (3) aesthetic powder coated finishes: black (BK), gray (GY), bronze (BZ) and three durable finishes: brushed aluminum (AA), satin brass plated (SB) and satin nickel plated (SN).



Country of Origin: India or Mexico

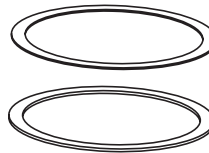
Country of Origin: India or Mexico



NOTE: Includes 8TS Tile Shim.

NOTE: Includes 8TS Tile Shim.

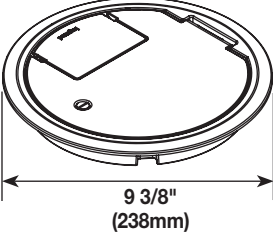
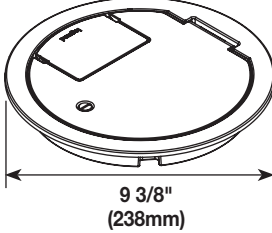
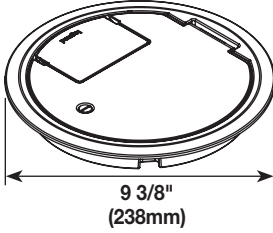
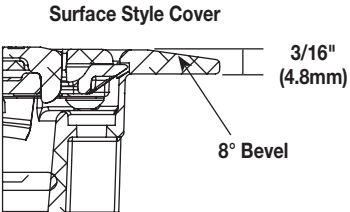
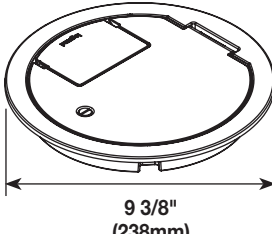
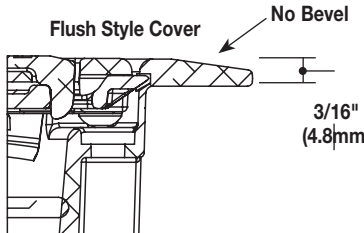
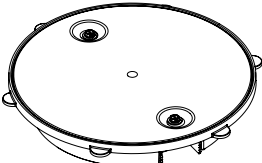
8TS




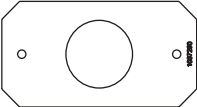

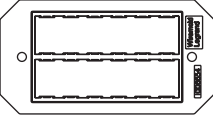


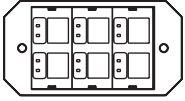
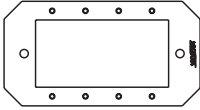

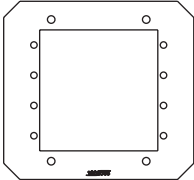
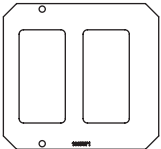
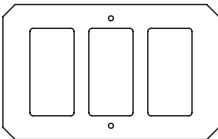
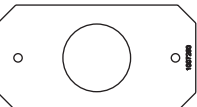
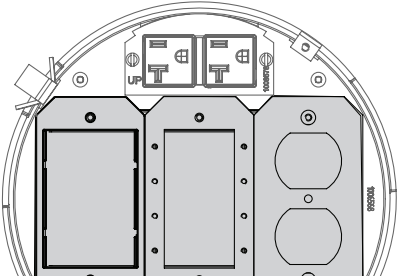
Tile Shim – Used for floor coverings greater than 3/16" (4.8mm). The 8TS will allow the top surface of the cover to be flush with the finished floor. Includes: six (6) 1/16" (1.6mm) thick shims. Up to a total of 3/8" (9.5mm) of adjustment.

Country of Origin: USA

Evolution Series Heavy Duty 8" Round Cover Assemblies Ordering Information

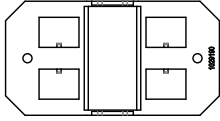
Catalog No./Item	Description/Specifications	Catalog No./Item	Description/Specifications
8CTCHDSS  <p>9 3/8" (238mm)</p>	<p>Stainless Steel Surface Style Cover Assembly – High load cover designed to attach to the 8STC and 8STCP Poke-Thru Stem Assemblies, as well as RFB6E and CRFB4 floor boxes.</p> <ul style="list-style-type: none"> • Cover is made from stainless steel. • Equipped with a dampened self-closing hinge. • 8° beveled edge meets ADA guidelines and reduces tripping hazards. • Designed to sit on top of finished floor surfaces such as: carpet, tile, wood, polished concrete and terrazzo. <p>Country of Origin: China</p>	8CTHDSS  <p>9 3/8" (238mm)</p>	<p>Stainless Steel Flush Style Cover Assembly – High load cover designed to attach to the 8STC and 8STCP Poke-Thru Stem Assemblies, as well as RFB6E and CRFB4 floor boxes.</p> <ul style="list-style-type: none"> • Cover is made from stainless steel. • Equipped with a dampened self-closing hinge. • Designed to sit flush with finished floor coverings such as: carpet, tile, wood and terrazzo. (Terrazzo requires use of the 8CT-CTR Terrazzo Ring.) <p>Country of Origin: China</p>
8CTCHDBS  <p>9 3/8" (238mm)</p>	<p>Brass Surface Style Cover Assembly – High load cover designed to attach to the 8STC, and 8STCP Poke-Thru Stem Assemblies, as well as RFB6E and CRFB4 floor boxes.</p> <ul style="list-style-type: none"> • Cover is made from brass. • Equipped with a dampened self-closing hinge. • 8° beveled edge meets ADA guidelines and reduces tripping hazards. • Designed to sit on top of finished floor surfaces such as: carpet, tile, wood, polished concrete and terrazzo. • Finished with a clear coating. <p>Country of Origin: China</p> 	8CTHDBS  <p>9 3/8" (238mm)</p>	<p>Brass Flush Style Cover Assembly – High load cover designed to attach to the 8STC and 8STCP Poke-Thru Stem Assemblies as well as RFB6E and CRFB4 floor boxes.</p> <ul style="list-style-type: none"> • Cover is made from brass. • Equipped with a dampened self-closing hinge. • Designed to sit flush with finished floor coverings such as: carpet, tile, wood and terrazzo. (Terrazzo requires use of the 8CT-CTR Terrazzo Ring.) • Finished with a clear coating. <p>Country of Origin: China</p> 
			<p>NOTE: Includes 8TS Tile Shim.</p>
		8CT-CTR 	<p>8" Terrazzo Ring –</p> <ul style="list-style-type: none"> • Nonmetallic ring for use on terrazzo floor applications with Heavy Duty Flush Style Covers. <p>Country of Origin: USA</p>

Evolution Series 8" Poke-Thru Devices Center Mount Device Plates Ordering Information

Catalog No./Item	Description/Specifications	Catalog No./Item	Description/Specifications
8B	 <p>Device Mounting Plate – Single-gang device plate used to blank off any one (1) of the center compartments, when no devices are used.</p> <p>Country of Origin: USA</p>	8S2	 <p>Device Plate – Receptacle opening 1 9/16" (40mm). For 8" poke-thru units only.</p> <p>Country of Origin: USA</p>
8DP	 <p>Device Mounting Plate – Single-gang device plate that accepts standard 15A or 20A duplex receptacle, a duplex Turnlok receptacle, fits in any one (1) of the center compartments. Devices supplied by others.</p> <p>Country of Origin: USA</p>	8TRAC	 <p>Device Mounting Plate – Single-gang device plate that will accept up to six (6) Ortronics TracJack devices. Fits in any one (1) of the center compartments. Devices supplied by others.</p> <p>Country of Origin: USA</p>
8DEC	 <p>Device Mounting Plate – Single-gang device plate that will accept Decorator style devices such as 20A receptacles, GFCIs, 106 adapters or A/V devices. Fits in any one (1) of the center compartments. Devices supplied by others.</p> <p>Country of Origin: USA</p>	8SER	 <p>Device Mounting Plate – Single-gang device plate that will accept up to three (3) Ortronics Series II dual modular inserts. Fits in any one (1) of the center compartments. Devices supplied by others.</p> <p>Country of Origin: USA</p>
8ACT6A	 <p>Device Mounting Plate – Single-gang device plate that will accept up to six (6) ports of communication devices. Fits in any one (1) of the center compartments. Devices supplied by others.</p> <p>Country of Origin: USA</p>	8MAAP	 <p>Device Mounting Plate – Single-gang device plate that will accept up to four (4) Legrand AVIP or Extron Electronics MAAP style plates. Fits in any one (1) of the center compartments. Devices supplied by others.</p> <p>Country of Origin: USA</p>
8MOS	 <p>Mosaic Device Plate – Device plate accepts three (3) standard Mosaic devices (45mm x 22.5mm). Devices supplied by others.</p> <p>Country of Origin: USA</p> <p>NOTE: Not designed to accept adorne style devices.</p>	8AAP	 <p>Device Mounting Plate – Two-gang device plate that will accept up to four (4) Extron Electronics AAP style plates. 8AAP takes up 2 of the 3 gangs in the center compartment. Devices supplied by others.</p> <p>Country of Origin: USA</p>
8CREST	 <p>Two-Gang Plate – Device plate accepts most A/V manufacturer's double-gang decorator style devices. Takes up two of the center locations.</p> <p>Country of Origin: USA</p>	8CREST3G	 <p>Three-Gang Device Plate – Accepts a three-gang device including Crestron Digital Media™ devices.</p> <p>Country of Origin: USA</p>
8S1	 <p>Device Plate – Receptacle opening 1 3/8" (35mm). For 8" poke-thru units only.</p> <p>Country of Origin: USA</p>	8AT Center Mount Device Plate Mounting Locations	 <p>Mounting plates on this page can be installed in the shaded location indicated in this illustration.</p>

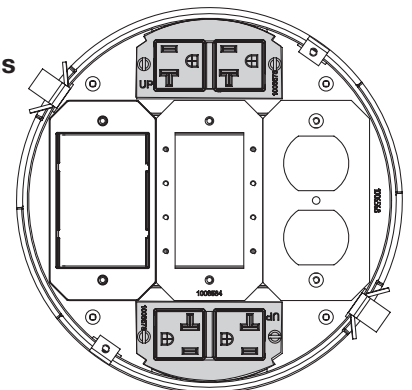
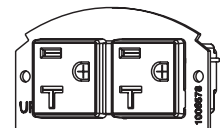
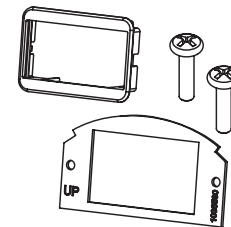
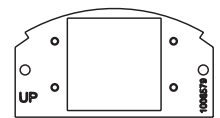
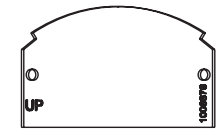
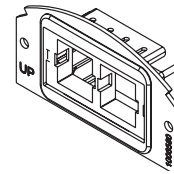
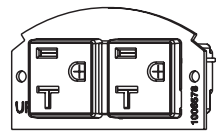
Evolution Series 8" Poke-Thru Devices Center Mount Device Plates Ordering Information

Catalog No./Item	Description/Specifications
810J4LB	<p>Device Mounting Plate – Accepts 4 data jacks and includes a removable label holder and labels.</p> <p>Country of Origin: USA</p>

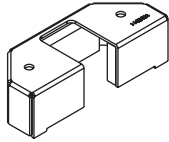
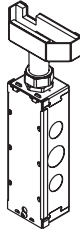
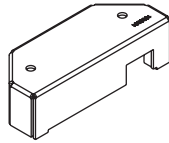
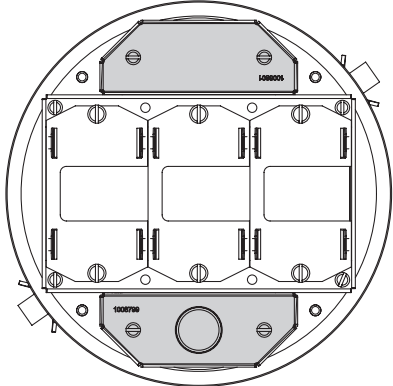


Evolution Series 8" Poke-Thru Devices Side Mount Device Plates Ordering Information

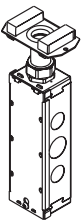
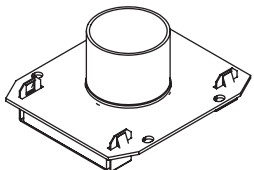
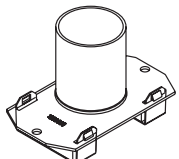
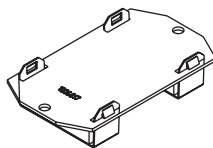
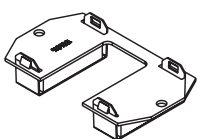
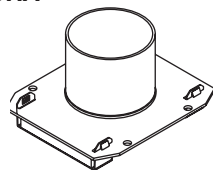
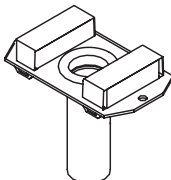
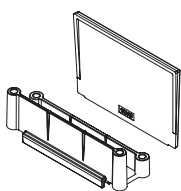
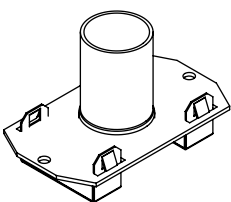
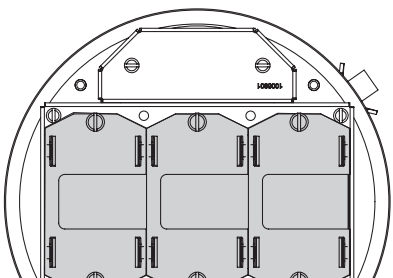
Catalog No./Item	Description/Specifications	Catalog No./Item	Description/Specifications
68REC	<p>20A Duplex Receptacles – Two (2) proprietary Tamper-Resistant 20A duplex power receptacles with mounting plates. Designed to fit into the 6", 8" and 10" Poke-Thru Devices. Receptacle can be wired as a standard or isolated ground device.</p> <p>Country of Origin: USA</p>	682A	<p>Device Mounting Plate – Device plate that will accept up to two (2) ports of communication devices. For use in either of the two side compartments only. Not for use in the center compartment. Communication devices supplied by others.</p> <p>Country of Origin: USA</p>
68B	<p>Device Mounting Plate – Blank plate. Used to blank off either of the side compartments when no devices or cabling are to be used.</p> <p>Country of Origin: USA</p>	68REC-CTRL*	<p>Controlled Receptacle – One (1) 20A proprietary tamper-resistant duplex receptacle marked with a permanent controlled receptacle marking .</p> <p>Country of Origin: USA</p>
68MAAP	<p>Device Mounting Plate – Device plate that will accept up to two (2) Legrand AVIP or Extron® Electronics MAAP device plates. For use in either of the two side compartments only. Not for use in the center compartment. Extron Devices supplied by others.</p> <p>Country of Origin: USA</p>	682A-PT	<p>Device Plate – Device plate that allows for communication cabling to pass through. Includes one (1) rectangular adapter ring.</p> <p>Country of Origin: USA</p>
68REC-25	<p>20A Duplex Receptacles – Two (2) proprietary 20A tamper-resistant duplex power receptacles with mounting plates and 25' leads. Designed to fit into the 6", 8" and 10" Poke-Thru Devices. Receptacle can be wired as a standard or isolated ground device.</p> <p>Country of Origin: USA</p>	8AT Side Mount Device Plates Mounting Locations	<p>Device Plates in this section can be installed in the shaded locations indicated in this illustration.</p>



Evolution Series 8" Bottom Feed Side Mount Device Plates Ordering Information

Catalog No./Item	Description/Specifications	Catalog No./Item	Description/Specifications
5PTHA	 <p>Bottom Housing Assembly – Half-gang pass through housing assembly. Designed to allow pass through of communication cables when no conduit is required. For use in 6" and 8" poke-thru devices.</p> <p>Country of Origin: USA</p>	575CHA	 <p>Bottom Housing Assembly – Half-gang 3/4" trade size conduit housing assembly. Includes junction box attached to 3/4" trade size conduit for electrical power connections. For use in 6" and 8" poke-thru devices.</p> <p>Country of Origin: USA</p>
5BLH	 <p>Bottom Housing Assembly – Half-gang blank housing assembly. Designed to blank off compartment when no cable pass through is required. For use on side compartments only. For use in 6" and 8" poke-thru devices. Includes tunnels for 6" and 8" poke-thru devices.</p> <p>Country of Origin: USA</p>	<p>8AT Bottom Feed Side Mount Device Plate Mounting Locations</p> <p>Device Plates in this section can be installed in the shaded locations indicated in this illustration.</p> 	

Evolution Series 8" Bottom Feed Center Mount Device Plates Ordering Information

Catalog No./Item	Description/Specifications	Catalog No./Item	Description/Specifications
175CHA	 <p>Bottom Housing Assembly – One-gang 3/4" trade size conduit housing assembly. Includes junction box attached to 3/4" trade size conduit for electrical power connections. For use in the center compartments of 6", 8" and 10" poke-thru devices. Country of Origin: USA NOTE: When using on a 6ATCFF Furniture Feed unit, 1BHA (sold separately) is required.</p>	1150CHA	 <p>Bottom Housing Assembly – Two-gang 1 1/2" trade size conduit housing assembly. Use on 8STC Series Devices. Covers two available center compartments. Both compartments will be the same service. For use in the center compartments of 8" and 10" poke-thru devices. Country of Origin: USA NOTE: Designed to work on 8AT and 8STC units only.</p>
1125CHA	 <p>Bottom Housing Assembly – One-gang 1 1/4" trade size conduit housing assembly. For use in the center compartments of 6", 8" and 10" poke-thru devices. Country of Origin: USA NOTE: When using on a 6ATCFF Furniture Feed unit, 1BHA (sold separately) is required.</p>	1BLH	 <p>Bottom Housing Assembly – One-gang blank housing assembly. Designed to blank off compartment when no cable pass through is required. For use in the center compartments of 6", 8" and 10" poke-thru devices. Country of Origin: USA NOTE: When using on a 6ATCFF Furniture Feed unit, 1BHA (sold separately) is required.</p>
1PTHA	 <p>Bottom Housing Assembly – One-gang pass through housing assembly. Designed to allow pass through of communication cables when no conduit is required. For use in the center compartments of 6", 8" and 10" poke-thru devices. Country of Origin: USA NOTE: When using on a 6ATCFF Furniture Feed unit, 1BHA (sold separately) is required.</p>	22CHA	 <p>Bottom Housing Assembly – Two-gang 2" trade size conduit housing assembly. Used on 8AT and 8STC Series devices. Covers two (2) of the center compartment. Both compartments will be the same service. Country of Origin: USA NOTE: Designed to work on 8AT and 8STC units only.</p>
175CHA-LJB	 <p>Bottom Housing Assembly – One-gang 3/4" trade size conduit housing assembly. For use in the center compartments of 6", 8" and 10" poke-thru devices. Country of Origin: USA NOTE: When using on a 6ATCFF Furniture Feed unit, 1BHA (sold separately) is required.</p>	8DIV	 <p>8" (203mm) Divider – Center compartment divider. Separates services when required maintaining signal strength and product listing. Country of Origin: USA</p>
1100CHA	 <p>Bottom Housing Assembly – One-gang 1" trade size conduit housing assembly. For use in the center compartments of 6", 8" and 10" poke-thru devices. Country of Origin: USA NOTE: When using on a 6ATCFF Furniture Feed unit, 1BHA (sold separately) is required.</p>	8AT Bottom Feed Center Mount Device Plate Location	 <p>All bottom housing assemblies on this page can be installed in the shaded locations indicated in these illustrations.</p>

CAUTION: Receptacle supplied with this Poke-Thru is not suitable for direct field wiring. Contact manufacturer for replacement. Field modifications will void UL Listing and Classification. Replacement receptacle is limited to this manufacturers' Catalog No 68REC.

NOTE: All brand and product names referenced in this document are registered trademarks or trademarks of their respective holders.



Legrand, North America
60 Woodlawn Street
West Hartford, CT 06110
1.877.BY.LEGRAND (295.3472)
www.legrand.us

Canada
905.738.9195
www.legrand.ca

FOLLOW US

