



ELECTRICAL FITTINGS & SUPPLIES



Topaz's National Distribution Network

● **STRATEGIC STOCKING LOCATIONS**

- Birmingham, AL
- Addison, IL
- Bensonville, IL
- Lenexa, KS
- Jackson, MS
- Charlotte, NC
- Cleveland, OH
- Oklahoma City, OK
- Irwin, PA
- Memphis, TN
- Nashville, TN
- Houston, TX
- Seattle, WA

NJ DISTRIBUTION CENTER

130 Industrial Blvd.
South Brunswick, NJ 08831
732-992-3014



CA DISTRIBUTION CENTER

225 Parkside Drive
San Fernando, CA 91340
888-551-2852



FL DISTRIBUTION CENTER

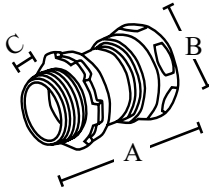
780 Whittaker Road
Jacksonville, FL 32218
904-924-8850

Table of Contents

	EMT Fittings	1
	Liquidtight	2
	BX, Flex and MC	3
	NM Cable	4
	Service Entrance.	5
	Conduit Bodies	6
	Conduit Support	7
	Rigid and IMC Fittings.	8
	Elbows, Couplings and Nipples	9
	Flexible Cord and Nylon Products.	10
	Grounding and Wire Accessories	11
	Installation and Support Accessories	12
	PVC Fittings and Elbows	13
	Weatherproof	14
	Temporary Lighting	15
	Steel Boxes and Covers	16

EMT Connectors and Couplings

Compression Type - Steel



1/2"-2" E18472
2-1/2"-4" E148716

Features

- Compression type connectors and couplings
- Concrete tight
- Connectors: Assembled with a steel locknut
- Connectors: Available with insulated throat

Applications

- Connectors: Use to join EMT to box or enclosure
- Couplings: Use to join two lengths of EMT

Standard Material

- Steel

Standard Finish


- Zinc plated

Applicable 3rd Party Standards

- UL Standard: UL 514B
- Fed. Spec: W-F-406E, W-F-406D
- NEMA: FBI-2014

Catalog Number	UPC	Size	Unit Carton	Ship Case	Weight/Case	A	B	C
651S	16790	1/2"	25	250	30	1.75	1.25	.406
652S	16800	3/4"	25	250	43	1.813	1.563	.406
653S	16810	1"	10	100	25	2	1.813	.406
654S	16820	1-1/4"	---	25	12	2.75	2.188	.50
655S	16830	1-1/2"	---	20	12	3	2.438	.50
656S	16840	2"	---	15	15	3.188	2.938	.688
657S	16841	2-1/2"	---	12	19	3.875	3.688	.75
658S	16842	3"	---	6	15	4.375	4.313	.938
659S	16843	3-1/2"	---	6	16	4.50	4.875	.938
660S	16844	4"	---	6	21	4.75	5.375	.938

Compression Type with Insulated Throat - Steel



1/2"-2" E18472
2-1/2"-4" E148716

Catalog Number	UPC	Size	Unit Carton	Ship Case	Weight/Case	A	B	C
651Si	16850	1/2"	25	250	30	1.75	1.25	.406
652Si	16860	3/4"	25	250	33	1.813	1.563	.406
653Si	16870	1"	10	100	28	2	1.813	.406
654Si	16880	1-1/4"	---	25	8	2.75	2.188	.50
655Si	16890	1-1/2"	---	20	9	3	2.438	.50
656Si	16900	2"	---	15	12	3.188	2.938	.688
657Si	16901	2-1/2"	---	12	19	3.875	3.688	.75
658Si	16902	3"	---	12	25	4.375	4.313	.938
659Si	16903	3-1/2"	---	6	15	4.50	4.875	.938
660Si	16904	4"	---	6	19	4.75	5.375	.938

Compression Type Coupling - Steel



E18472

Catalog Number	UPC	Size	Unit Carton	Ship Case	Weight/Case	A	B
661S	17010	1/2"	25	250	31	1.688	1.25
662S	17020	3/4"	25	250	36	2	1.563
663S	17030	1"	10	100	23	2.125	1.813
664S	17040	1-1/4"	---	25	15	3.063	2.188
665S	17050	1-1/2"	---	20	10	3.125	2.438
666S	17060	2"	---	15	10	3.375	2.938
667S	17061	2-1/2"	---	12	22	4.875	3.688
668S	17062	3"	---	6	16	5.25	4.313
669S	17063	3-1/2"	---	6	17	5.50	4.875
670S	17064	4"	---	6	20	5.75	5.375

EMT Raintight Connectors and Couplings

Compression Type - Steel

Features

- Compression type connectors and couplings
- Concrete tight and raintight
- Assembled with a steel locknut & gasket
- Connectors available with insulated throat

Standard Material

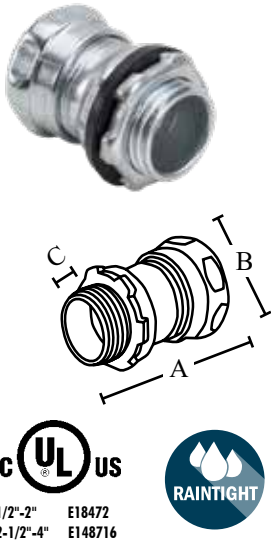
- Steel

Standard Finish

- Zinc plated

Applications

- Connectors: Use to join EMT to box or enclosure
- Couplings: Use to join two lengths of EMT




Catalog Number	UPC	Size	Unit Carton	Ship Case	Weight/Case	A	B	C
651SRT	83059	1/2"	25	250	30	.689	.50	1.125
652SRT	83060	3/4"	25	250	43	.75	.50	1.375
653SRT	83061	1"	10	100	25	.846	.562	1.687
654SRT	83062	1-1/4"	---	25	12	1.687	1.012	2.062
655SRT	83063	1-1/2"	---	20	12	1.717	1.062	2.25
656SRT	83064	2"	---	15	15	1.875	1.125	2.75
657SRT	83598	2-1/2"	---	12	19	1.968	1.562	3.625
658SRT	83599	3"	---	12	15	2.689	1.562	4.25
659SRT	83658	3-1/2"	---	5	16	2.812	1.812	4.687
660SRT	83659	4"	---	3	21	2.812	1.812	5.187

Compression Type with Insulated Throat - Steel



Catalog Number	UPC	Size	Unit Carton	Ship Case	Weight/Case	A	B	C
651SiRT	83006	1/2"	25	250	28	.689	.50	1.125
652SiRT	83007	3/4"	25	250	38	.75	.50	1.375
653SiRT	83008	1"	10	100	27	.846	.562	1.687
654SiRT	83009	1-1/4"	---	25	12	1.687	1.012	2.062
655SiRT	83010	1-1/2"	---	20	9	1.717	1.062	2.25
656SiRT	83011	2"	---	15	12	1.875	1.125	2.75
657SiRT	83512	2-1/2"	---	12	20	1.968	1.562	3.625
658SiRT	83513	3"	---	6	13	2.689	1.562	4.25
659SiRT	83660	3-1/2"	---	5	13	2.812	1.812	4.687
660SiRT	83661	4"	---	3	9	2.812	1.812	5.187

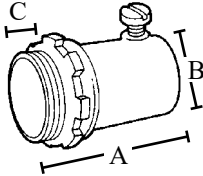
Compression Type Coupling - Steel



Catalog Number	UPC	Size	Unit Carton	Ship Case	Weight/Case	A	B
661SRT	83071	1/2"	25	250	35	1.625	1.125
662SRT	83072	3/4"	25	250	25	1.75	1.375
663SRT	83073	1"	10	100	28	1.875	1.687
664SRT	83074	1-1/4"	---	25	15	2.25	2.062
665SRT	83075	1-1/2"	---	20	15	2.25	2.25
666SRT	83076	2"	---	15	18	2.375	2.75
667SRT	83602	2-1/2"	---	12	14	3.875	3.625
668SRT	83603	3"	---	6	19	4	4.25
669SRT	83662	3-1/2"	---	5	21	4.687	4.687
670SRT	83663	4"	---	6	15	4.937	5.187

EMT Connectors and Couplings

Set Screw Type - Steel



1/2"-2" E18472
2-1/2"-4" E148716

Features

- Set screw type connectors and couplings
- Concrete tight when taped
- Connectors: Assembled with a steel locknut
- Connectors: Available with insulated throat

Applications

- Connectors: Use to join EMT to box or enclosure
- Couplings: Use to join two lengths of EMT

Standard Material

- Steel

Standard Finish

- Zinc plated

Applicable 3rd Party Standards

- UL Standard: UL 514B
- Fed. Spec: W-F-406E, W-F-406D
- NEMA: FBI-2014

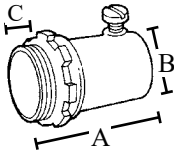
Catalog Number	UPC	Size	Unit Carton	Ship Case	Weight/Case	A	B	C
631S	23000	1/2"	50	500	50	1.531	1.313	.438
632S	23010	3/4"	25	250	35	1.625	1.563	.469
633S	23020	1"	50	200	46	2.25	1.938	.563
634S	23030	1-1/4"	---	25	10	2.50	2.25	.563
635S	23040	1-1/2"	---	25	14	2.75	2.75	.563
636S	23050	2"	---	20	16	3.313	3.563	.75
637S*	23060	2-1/2"	---	12	17	3.813	4.188	.938
638S*	23070	3"	---	12	22	3.938	4.688	.938
639S*	23080	3-1/2"	---	6	15	4.188	5.188	1
640S*	23090	4"	---	6	17	3.75	4.99	1.05

* EMT and Rigid

1/2"-1" - 1 screw

1-1/4"-4" - 2 screw

Set Screw Type with Insulated Throat - Steel



1/2"-2" E18472
2-1/2"-4" E148716


Catalog Number	UPC	Size	Unit Carton	Ship Case	Weight/Case	A	B	C
631Si	23100	1/2"	50	500	50	1.531	1.313	.438
632Si	23110	3/4"	25	250	35	1.625	1.563	.469
633Si	23120	1"	50	200	46	2.25	1.938	.563
634Si	23130	1-1/4"	---	25	10	2.50	2.25	.563
635Si	23140	1-1/2"	---	25	14	2.75	2.75	.563
636Si	23150	2"	---	20	16	3.313	3.563	.75
637Si*	23160	2-1/2"	---	12	17	3.813	4.188	.938
638Si*	23170	3"	---	12	22	3.938	4.688	.938
639Si*	23180	3-1/2"	---	6	15	4.188	5.188	1
640Si*	23190	4"	---	6	17	3.75	4.99	1.05

* EMT and Rigid

1/2"-1" - 1 screw

1-1/4"-4" - 2 screw

Set Screw Type Coupling - Steel



1/2"-2" E18472
2-1/2"-4" E148716

Catalog Number	UPC	Size	Unit Carton	Ship Case	Weight/Case	A	B
641S	23200	1/2"	50	500	50	1.750	.88
642S	23210	3/4"	25	250	38	2.125	1.06
643S	23220	1"	10	100	24	2.50	1.31
644S	23230	1-1/4"	---	25	11	3.25	1.69
645S	23240	1-1/2"	---	25	17	3.75	1.94
646S	23250	2"	---	20	18	4	2.38
647S*	23260	2-1/2"	---	12	19	4.25	3.19
648S*	23270	3"	---	12	26	4.50	3.19
649S*	23280	3-1/2"	---	6	15	4.75	4.31
650S*	23290	4"	---	6	17	5	4.81

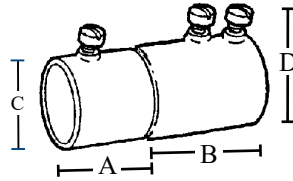
* EMT and Rigid

1/2"-1" - 2 screw

1-1/4"-4" - 4 screw

Combination Couplings

Set Screw Type - EMT to Rigid - Steel



Features

- Ensures continued mechanical protection
- Concrete tight when taped

Applications

- Indoor use only
- Use to join EMT conduit to Rigid metal conduit
- Can be used with EMT indoors only

Standard Material

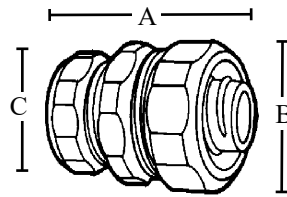
- Steel

Standard Finish

- Zinc plated

Catalog Number	UPC	Size	Unit Carton	Ship Case	Weight/Case	A	B	C	D	Screws
391S	70210	1/2"	25	250	31	.85	1.20	.72	.855	2
392S	70220	3/4"	10	100	19	1	1.31	.94	1.065	2
393S	70230	1"	10	100	27	1.27	1.53	1.17	1.32	3

Compression Type - EMT to Liquidtight - Steel



Features

- Liquidtight, raintight, oiltight
- Compression type
- EMT to liquidtight
- Reusable ferrule

Applications

- Use to connect LT conduit to EMT 1/2" through 1", ideal for rooftop HVAC air conditioners and motor hook-ups
- Can be used with EMT indoors only

Standard Material

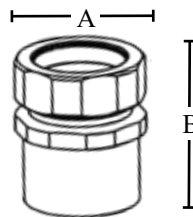
- Steel

Standard Finish

- Zinc plated

Catalog Number	UPC	Size	Unit Carton	Ship Case	Weight/Case	A	B	C
271	12260	1/2"	25	250	20	1.64	1.39	1.09
272	12270	3/4"	20	200	14	1.75	1.72	1.30
273	12280	1"	10	100	16	2	1.75	1.50

Compression Type EMT to Rigid - Steel



Features

- Internally threaded for Rigid/IMC conduit
- Compression type EMT
- Raintight

Applications

- Suitable for indoor and outdoor use
- Use to join Rigid/IMC conduit to EMT between 2 different raceways
- Coupling internally threaded for Rigid/IMC
- Compression type for EMT, concrete tight

Standard Material

- Steel

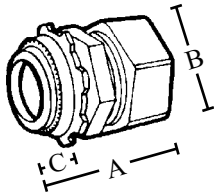
Standard Material

- Zinc plated

Catalog Number	UPC	Size	Unit Carton	Ship Case	Weight/Case	A	B
391C	87320	1/2"	20	200	31	1.10	1.57
392C	87321	3/4"	10	100	21	1.33	1.62
393C	87322	1"	10	100	30	1.63	1.82

EMT Connectors and Couplings

Compression Type - Zinc Die Cast



1/2"-2" E18472
2-1/2"-4" E148716

Features

- Compression type connectors and couplings
- Concrete tight
- Assembled with a die cast locknut
- Connectors: Available with insulated throat

Applications


- Connectors: Use to join EMT to box or enclosure
- Couplings: Use to join two lengths of EMT

Standard Material

- Zinc die cast

Catalog Number	UPC	Size	Unit Carton	Ship Case	Weight/Case	A	B	C
651	16590	1/2"	50	500	50	1.26	1.26	.42
652	16600	3/4"	25	250	35	1.34	1.34	.42
653	16610	1"	50	200	40	1.49	1.49	.525
654	16620	1-1/4"	---	25	10	1.67	1.67	.63
655	16630	1-1/2"	---	20	11	1.87	1.87	.62
656	16640	2"	---	15	12	2.01	2.01	.68
657	16650	2-1/2"	---	12	13	2.63	2.63	.86
658	16660	3"	---	12	16	2.77	2.77	1.01
659	16670	3-1/2"	---	10	18	2.77	2.77	.94
660	16680	4"	---	6	12	2.77	2.77	1

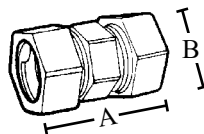
Compression Type with Insulated Throat - Zinc Die Cast



E18472
1/2"-2" E18472
2-1/2"-4" E148716

Catalog Number	UPC	Size	Unit Carton	Ship Case	Weight/Case	A	B	C
651i	16690	1/2"	50	200	50	1.26	1.26	.42
652i	16700	3/4"	25	250	35	1.34	1.34	.42
653i	16710	1"	50	200	40	1.49	1.49	.525
654i	16720	1-1/4"	---	25	10	1.67	1.67	.63
655i	16730	1-1/2"	---	20	11	1.87	1.87	.62
656i	16740	2"	---	15	12	2.01	2.01	.68
657i	16750	2-1/2"	---	12	13	2.63	2.63	.86
658i	16760	3"	---	12	16	2.77	2.77	1.01
659i	16770	3-1/2"	---	10	18	2.77	2.77	.94
660i	16780	4"	---	6	12	2.77	2.77	1

Compression Type Coupling - Zinc Die Cast



1/2"-2" E18472
2-1/2"-4" E148716

Catalog Number	UPC	Size	Unit Carton	Ship Case	Weight/Case	A	B
661	16910	1/2"	50	500	60	1.50	1.10
662	16920	3/4"	25	250	48	1.62	1.31
663	16930	1"	50	200	56	1.84	1.67
664	16940	1-1/4"	---	25	11	2.05	2.10
665	16950	1-1/2"	---	20	14	2.47	2.30
666	16960	2"	---	15	14	2.56	2.85
667	16970	2-1/2"	---	12	16	3.29	3.70
668	16980	3"	---	12	21	3.42	4.49
669	16990	3-1/2"	---	10	22	3.51	5.06
670	17000	4"	---	6	15	3.54	5.63

EMT Connectors and Couplings

Set Screw Type - Zinc Die Cast

Features

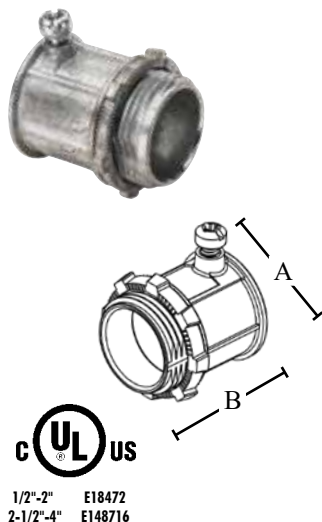
- Set screw type connectors and couplings
- Concrete tight when taped
- Assembled with a die cast locknut
- Connectors available with insulated throat

Applications

- Connectors: Use to join EMT to box or enclosure
- Couplings: Use to join two lengths of EMT

Standard Material

- Zinc die cast




Catalog Number	UPC	Size	Unit Carton	Ship Case	Weight/Case	A	B
631	16290	1/2"	50	500	35	.92	1.16
632	16300	3/4"	25	250	25	1.20	1.28
633	16310	1"	---	50	30	1.46	1.47
634	16320	1-1/4"	---	25	8	1.77	1.86
635	16330	1-1/2"	---	25	10	2.05	2.09
636	16340	2"	---	20	11	2.56	2.38
637*	16350	2-1/2"	---	12	10	3.22	2.93
638*	16360	3"	---	12	12	3.92	2.96
639*	16370	3-1/2"	---	10	13	4.44	3.43
640*	16380	4"	---	6	9	4.96	3.60

* EMT and Rigid

1/2"-1" - 1 Screw

1-1/4"-4" - 2 Screw

Set Screw Type with Insulated Throat - Zinc Die Cast




Catalog Number	UPC	Size	Unit Carton	Ship Case	Weight/Case	A	B
631i	16390	1/2"	50	500	35	.92	1.16
632i	16400	3/4"	25	250	25	1.20	1.28
633i	16410	1"	50	200	30	1.46	1.47
634i	16420	1-1/4"	---	25	8	1.77	1.86
635i	16430	1-1/2"	---	25	10	2.05	2.09
636i	16440	2"	---	20	11	2.56	2.38
637i*	16450	2-1/2"	---	12	10	3.22	2.93
638i*	16460	3"	---	12	12	3.92	2.96
639i*	16470	3-1/2"	---	10	13	4.44	3.43
640i*	16480	4"	---	6	8	4.96	3.60

* EMT and Rigid

1/2"-1" - 1 Screw

1-1/4"-4" - 2 Screw

Set Screw Type Coupling - Zinc Die Cast



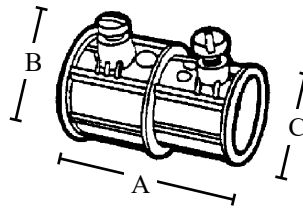
Catalog Number	UPC	Size	Unit Carton	Ship Case	Weight/Case	A	B
641	16490	1/2"	50	500	35	1.53	.93
642	16500	3/4"	25	250	25	1.92	1.16
643	16510	1"	50	200	28	1	1.44
644	16520	1-1/4"	---	25	8	2.52	1.84
645	16530	1-1/2"	---	25	15	2.85	2.05
646	16540	2"	---	20	11	3.41	2.51
647	16550	2-1/2"	---	12	9	4.21	3.30
648	16560	3"	---	12	12	4.67	4.01
649	16570	3-1/2"	---	10	12	4.85	4.52
650	16580	4"	---	6	10	5.47	5.01

1/2"-1" - 2 Screw

1-1/4"-4" - 4 Screw

Combination Couplings

Set Screw Type - EMT to BX - Zinc Die Cast



Features

- Set screw type
- Combination coupling used to join BX cable to EMT

Applications

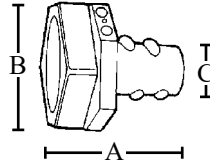
- Indoor use only
- Use to join 1/2" EMT to 3/8" BX Cable

Standard Material

- Zinc die cast

Catalog Number	UPC	Size	Unit Carton	Ship Case	Weight/Case	A	B	C
590	15780	1/2" - 3/8"	25	250	15	1.25	.93	.78

Screw In Type - EMT Compression to Flex - Zinc Die Cast



Features

- Screw in to compression type
- Combination coupling used to join flexible metallic conduit to EMT

Applications

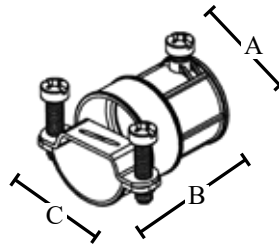
- Indoor use only
- Use to join EMT conduit to flexible metallic conduit
- Suitable for: 1/2" steel, steel reduced wall, & aluminum flexible metal conduit to EMT, 3/4"-1" flexible metallic conduit to EMT

Standard Material

- Zinc die cast

Catalog Number	UPC	Size	Unit Carton	Ship Case	Weight/Case	A	B	C
131	10840	1/2" - 1/2"	50	500	40	1.66	1	.723
132	10850	3/4" - 3/4"	25	250	28	1.68	1.18	.931
133	10860	1" - 1"	25	250	58	1.895	1.625	1.07

Set Screw to Clamp Type - EMT to Flex - Zinc Die Cast



Features

- Set screw to clamp type
- Tri-combo screw
- EMT to flex combination coupling

Applications

- Indoor use only
- Use to join EMT conduit to flexible metallic conduit

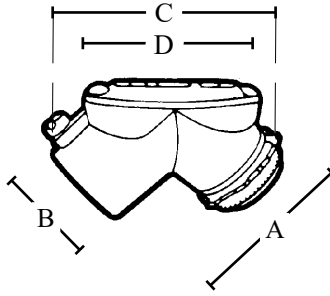
Standard Material

- Zinc die cast
- Zinc plated steel strap

Catalog Number	UPC	Size	Unit Carton	Ship Case	Weight/Case	A	B	C
181	11420	1/2" - 1/2"	25	250	25	1.13	1.66	1.58
182	11430	3/4" - 3/4"	---	100	15	1.34	1.91	1.81
182A	11431	1" - 1"	---	50	13	1.58	2.19	2.13

90° Pull Elbows

Set Screw Type - EMT to Box - Zinc Die Cast



Features

- Removable aluminum cover facilitates wire pulling
- Die cast locknut provided
- Neoprene gasket

Applications

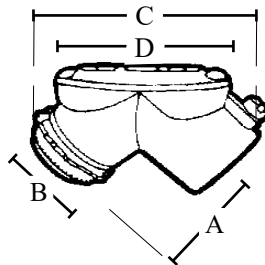
- Dry location use
- Use to connect EMT conduit to a metal outlet box or enclosure to form a 90° bend

Standard Material

- Zinc die cast

Catalog Number	UPC	Size	Unit Carton	Ship Case	Weight/Case	A	B	C	D
371	13610	1/2"	10	100	22	1.31	.93	2.40	1.80
372	13620	3/4"	5	50	17	1.47	1.22	2.66	2.14

EMT and Rigid Combo to Box - Zinc Die Cast



Features

- EMT and Rigid combo to box pull elbows
- Removable cover facilitates wire pulling
- Neoprene gasket

Applications

- Indoor or outdoor use
- Use to connect a run of threaded Rigid or IMC conduit to an outlet box or other metal enclosure
- Can be used with EMT indoors only

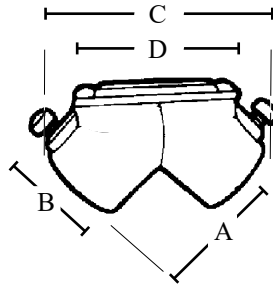
Standard Material

- Zinc die cast

Catalog Number	UPC	Size	Unit Carton	Ship Case	Weight/Case	A	B	C	D
361SS	85034	1/2"	10	100	31	1.31	1.09	2.40	1.80
362SS	85035	3/4"	5	50	18	1.47	1.29	2.66	2.14
363SS	85036	1"	---	25	21	2.80	1.60	3.66	3.16
364SS	85037	1-1/4"	---	20	25	3.13	1.96	5.16	3.24

90° Pull Elbows

EMT and Rigid Combo - Zinc Die Cast



UL Standard 514B
NEMA FB 1

Features

- EMT and Rigid combo pull elbows
- Removable cover facilitates wire pulling
- Neoprene gasket

Applications

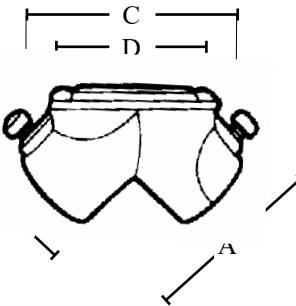
- Indoor or outdoor use (Rigid only)
- Use as a wire pulling elbow to facilitate wire pulling through a sharp bend in a run of threaded Rigid or IMC conduit
- Can be used with EMT indoors only

Standard Material

- Zinc die cast

Catalog Number	UPC	Size	Unit Carton	Ship Case	Weight/Case	A	B	C	D
351SS	85030	1/2"	10	100	28	1.31	1.09	2.50	1.78
352SS	85031	3/4"	5	50	17	1.43	1.29	2.76	2.13
353SS	85032	1"	---	25	16	1.95	1.59	3.86	3.17
354SS	85033	1-1/4"	---	20	18	2.26	1.97	4.56	3.25

Set Screw Type - EMT to EMT - Zinc Die Cast



Features

- Corrosion resistant fabrication
- Removable cover facilitates wire pulling
- Neoprene gasket

Applications

- Dry location use
- Use to connect EMT conduit together on a 90° bend

Standard Material

- Zinc die cast

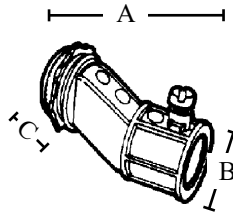
Applicable 3rd Party Standards

- UL Standard: UL 514B
- Fed. Spec: W-F-406E, W-F-406D
- NEMA: FBI-2014

Catalog Number	UPC	Size	Unit Carton	Ship Case	Weight/Case	A	B	C	D
381	13630	1/2"	10	100	24	1.31	.94	2.50	1.78
382	13640	3/4"	5	50	19	1.59	1.24	2.76	2.13
383	13650	1"	---	25	16	1.94	1.61	3.86	3.17
384	13660	1-1/4"	---	20	20	2.26	2	4.56	3.25

EMT Offset Connectors

Set Screw Type - EMT to Box - Zinc Die Cast



Features

- Concrete tight when taped

Applications

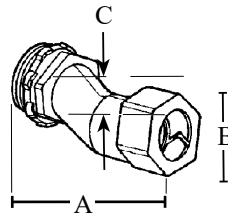
- Indoor or outdoor use
- Use to connect EMT conduit to a metal outlet box or enclosure where an offset is desired

Standard Material

- Zinc die cast

Catalog Number	UPC	Size	Unit Carton	Ship Case	Weight/Case	A	B	C
771	17960	1/2"	10	100	12	2.10	.94	.52
772	17970	3/4"	10	100	19	3	1.16	.52
773	17980	1"	10	100	25	3.16	1.42	.67

Compression Type - EMT to Box - Zinc Die Cast



Features

- Concrete tight

Applications

- Indoor or outdoor use
- Use to connect EMT conduit to a metal outlet box or enclosure where an offset is desired

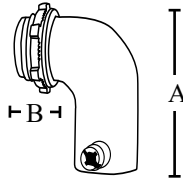
Standard Material

- Zinc die cast

Catalog Number	UPC	Size	Unit Carton	Ship Case	Weight/Case	A	B	C
781	17990	1/2"	20	200	26	2.13	1	.52
782	18000	3/4"	10	100	21	2.90	1.19	.75

EMT 90° Connectors

Set Screw Type - Zinc Die Cast



Features

- Concrete tight when taped
- For use with 1/2"-3/4" EMT

Applications

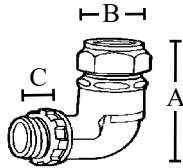
- Indoor or outdoor use
- Short radius
- Use to connect EMT conduit to a steel outlet box or enclosure where a close radius is desired

Standard Material

- Zinc die cast

Catalog Number	UPC	Size	Unit Carton	Ship Case	Weight/Case	A	B
161	11350	1/2"	25	250	40	1.66	.52
162	11360	3/4"	20	200	50	1.98	.52

Compression Type - Zinc Die Cast



Features

- Concrete tight
- Exceptional wire pulling capability

Applications

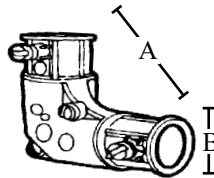
- Indoor or outdoor use
- Use to connect EMT conduit to a steel outlet box or enclosure where a large radius is desired

Standard Material

- Zinc die cast

Catalog Number	UPC	Size	Unit Carton	Ship Case	Weight/Case	A	B	C
431	13960	1/2"	25	250	50	1.75	.83	.52
432	13970	3/4"	20	200	52	1.86	.95	.52
433	13980	1"	10	100	46	2.21	1.12	.67

Set Screw Type - EMT to EMT - Inside Corner - Zinc Die Cast



Features

- Set screw assembly provides concrete tight connections when taped
- Removable cover facilitates wire pulling

Applications

- Dry location use
- Use to connect EMT conduit together on a 90° inside corner

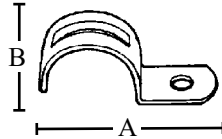
Standard Material

- Zinc die cast

Catalog Number	UPC	Size	Unit Carton	Ship Case	Weight/Case	A	B
341	13470	1/2"	10	100	20	1.81	1
342	13480	3/4"	5	50	15	2	1.25

EMT Straps

Snap-On Type - One Hole - Steel



Catalog Number	UPC	Size	Unit Carton	Ship Case	Weight/Case	A	B
511	15610	1/2"	100	1000	25	1.79	.57
512	15620	3/4"	100	1000	30	1.96	.62
513	15630	1"	50	500	25	2.25	.75
514	15640	1-1/4"	25	250	20	2.85	.88
515	15650	1-1/2"	10	100	12	3.16	.99
516	15660	2"	10	100	16	3.93	1.10
517*	15670	2-1/2"	---	50	21	5	1.28
518*	15680	3"	---	25	12	5.55	1.28
519*	15690	3-1/2"	---	25	17	6.37	1.28
520*	15700	4"	---	25	17	6.87	1.28

*EMT and Rigid

Features

- Snap-on type EMT strap with one hole
- Inverted rib for strength
- Easy to install

Applications

- Indoor or outdoor use
- Use to support EMT conduit to wood, masonry or where greater load bearing is required

Standard Material

- Steel

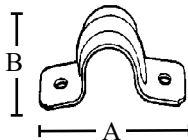
Standard Finish

- Zinc plated

Applicable Third Party Standards

- UL Standard: UL 2239
- Fed. Spec: W-F-406E, W-F-406D
- NEMA: FB1-2014

Snap-On Type - Two Hole - Steel



Catalog Number	UPC	Size	Unit Carton	Ship Case	Weight/Case	A	B
521	14950	1/2"	50	500	10	2.25	.70
522	14960	3/4"	50	500	10	2.75	.92
523	14970	1"	50	500	15	3	1.16
524	14980	1-1/4"	20	200	12	3.75	1.51
525	14990	1-1/2"	20	200	16	4.25	1.74
526	15000	2"	---	50	7	4.81	2.21
527*	15010	2-1/2"	---	25	4	5.87	1.43
528*	15020	3"	---	25	5	6.50	1.75
529*	15030	3-1/2"	---	25	7	7.12	2
530*	15040	4"	---	25	7	7.75	2.25

*EMT and Rigid

Features

- Snap-on type EMT strap with two holes
- Greater load bearing capability
- Easy to install

Applications

- Indoor or outdoor use
- Use to support EMT conduit to wood, masonry or where greater load bearing is required

Standard Material

- Steel

Standard Finish

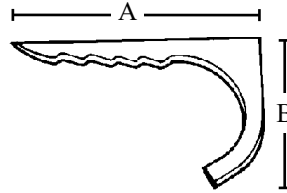
- Zinc plated

Applicable Third Party Standards

- UL Standard: UL 2239
- Fed. Spec: W-F-406E, W-F-406D
- NEMA: FB1-2014

EMT Drive Straps

Flat Type - Steel



Features

- Flat style
- High strength steel construction

Applications

- Indoor or outdoor use
- To secure EMT conduit to a wood or masonry surface

Standard Material

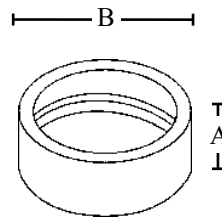
- Steel

Standard Finish

- Zinc plated

Catalog Number	UPC	Size	Unit Carton	Ship Case	Weight/Case	A	B
DS1	20380	1/2"	100	1000	10	2.13	1.10
DS2	20390	3/4"	100	1000	18	2.13	1.20
DS3	20400	1"	100	1000	23	2.25	1.50

EMT Insulating Bushings



Features

- Provides smooth, rounded surfaces at ends of raceways and avoids abrasion damage to cables

Applications

- Indoor use only
- Protects cables in communications and security systems against abrasion from edge of EMT

Standard Material

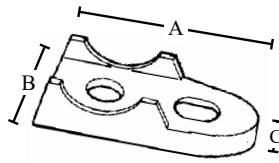
- Polyethylene

Catalog Number	UPC	Size	Unit Carton	Ship Case	Weight/Case	A	B
1661	18451	1/2"	100	1000	5	.522	.57
1662	18452	3/4"	100	1000	6	.538	.764
1663	18453	1"	50	500	5	.614	.954
1664	18454	1-1/4"	25	250	4	.62	1.26
1665	18455	1-1/2"	25	250	5	.62	1.44
1666	18456	2"	20	200	5	.619	1.86
1667*	18457	2-1/2"	---	25	1	1.12	2.34
1668*	18458	3"	---	25	2	1.19	2.78
1669*	18459	3-1/2"	---	25	2	1.22	3.27
1670*	18461	4"	---	25	2	1.22	3.71

*EMT and Rigid

EMT/Rigid Clamp Backs

Malleable Iron



E174011

Features

- Extensive size range for multiple specifications

Applications

- Indoor or outdoor use
- Use to provide spacing between mounting surface and EMT and Rigid conduit

Standard Material

- Malleable iron

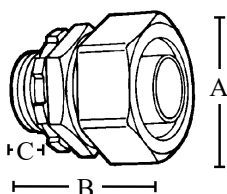
Standard Finish

- Zinc plated

Catalog Number	UPC	Size	Unit Carton	Ship Case	Weight/Case	A	B	C
481	14510	1/2"	25	250	16	2.06	1	.50
482	14520	3/4"	25	250	22	2.38	1.06	.50
483	14530	1"	25	250	35	2.94	1.25	.56
484	14540	1-1/4"	10	100	21	3.50	1.88	.75
485	14550	1-1/2"	10	100	27	3.81	1.44	.81
486	14560	2"	5	50	22	4.75	1.94	1
487	14570	2-1/2"	---	25	14	5.75	2.44	.75
488	14580	3"	---	10	9	6.69	2.63	.88
489	14590	3-1/2"	---	10	14	7.13	2.88	1.06
489A	14600	4"	---	10	18	8.88	3.06	1.06
489B	14601	5"	---	10	25	10.13	3.75	.60
489C	14602	6"	---	10	30	12.19	4	.75

Straight Liquidtight Connectors

Zinc



Features

- Liquidtight, raintight, oiltight
- Straight connectors
- Assembled with a die cast locknut

Applications

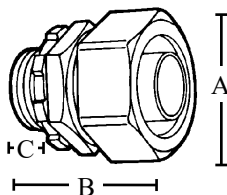
- For use with metallic and non-metallic "Type B" liquidtight conduit

Standard Material

- Zinc die cast

Catalog Number	UPC	Size	Unit Carton	Ship Case	Weight/Case	A	B	C
470	14250	3/8" 1/2" KO	20	200	36	1.446	1.26	.40
471	14260	1/2"	20	200	40	1.50	1.385	.42
472	14270	3/4"	10	100	23	1.603	1.72	.42
473	14280	1"	5	50	20	1.792	1.90	.55
474	14290	1-1/4"	5	50	30	1.90	2.29	.546
475	14300	1-1/2"	2	20	15	1.737	2.633	.52
476	14310	2"	2	20	24	2.08	3.156	.585
477	14320	2-1/2"	---	1	1	3.025	4.205	.775
478	14330	3"	---	1	2	3.53	4.91	.92
479	14340	3-1/2"	---	1	3	3.66	5.47	.92
480	14350	4"	---	1	4	3.875	5.925	.987

With Insulated Throat - Zinc



Features

- Liquidtight, raintight, oiltight
- Straight connectors
- Assembled with a die cast locknut
- Insulated throat protects against abrasion damage

Applications

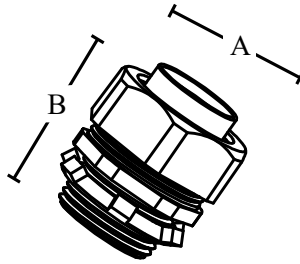
- For use with metallic and non-metallic "Type B" liquidtight conduit

Standard Material

- Zinc die cast

Catalog Number	UPC	Size	Unit Carton	Ship Case	Weight/Case	A	B	C
470i	14360	3/8" 1/2" KO	20	200	40	1.446	1.260	.40
471i	14370	1/2"	20	200	34	1.50	1.385	.42
472i	14380	3/4"	10	100	25	1.603	1.72	.42
473i	14390	1"	5	50	22	1.792	1.90	.550
474i	14400	1-1/4"	5	50	34	1.90	2.29	.546
475i	14410	1-1/2"	2	20	18	1.937	2.633	.52
476i	14420	2"	2	20	28	2.08	3.156	.585

Straight Liquidtight Connectors With Insulated Throat - Malleable Iron



Features

- Liquidtight, raintight, oiltight
- Tapered threaded male hub NPT
- Insulated throat protects conductors from abrasion damage
- Compact slim diameter with small turning radius
- Zinc electro plated for excellent durability

Applications

- To secure, ground and seal liquidtight conduit to a box or enclosure
- UL listed liquidtight flexible metal conduit fittings are suitable for use in the following hazardous locations under: NEC 501-4(b), 502-4(a), (2)503-3(a) Class I Div.2, Class II Div.1 and 2, Class III Div.1 and 2 and are suitable for grounding in sizes 3/8" through 1-1/2" under NEC 351-1

Standard Material

- Malleable iron
- Steel locknut

Standard Finish

- Zinc plated

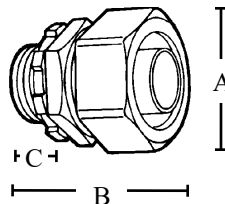
Applicable Third Party Standards

- UL Standard: UL 514B
- Fed. Spec: W-F-406E, W-F-406D
- NEMA: FB 1-2014

Catalog Number	UPC	Size	Unit Carton	Ship Case	Weight/Case	A	B
470S	14430	3/8" 1/2" KO	20	200	31	1.18	1.72
471S	14440	1/2"	20	200	33	1.36	1.73
472S	14450	3/4"	10	100	25	1.61	1.81
473S	14460	1"	5	50	18	1.89	1.85
474S	33620	1-1/4"	5	50	28	2.39	2.05
475S	33630	1-1/2"	2	20	15	2.62	2.38
476S	33640	2"	2	20	22	3.24	2.49
477S	33650	2-1/2"	---	1	2	3.89	3.21
478S	33660	3"	---	1	3	4.74	3.37
479S	33670	3-1/2"	---	1	4	5.31	3.40
480S	33680	4"	---	1	5	5.82	3.66
480SA*	85294	5"	---	1	10	6.06	4.63
480SB*	85324	6"	---	1	13	7.75	4.94

*480SA and 480SB not UL listed

With Insulated Throat - Steel



Features

- Liquidtight, raintight, oiltight
- Industrial specification grade, screw machined steel
- Corrosion resistant protection from moisture & oils

Applications

- Bonds liquidtight conduit to box or enclosure
- Straight type

Standard Material

- Steel

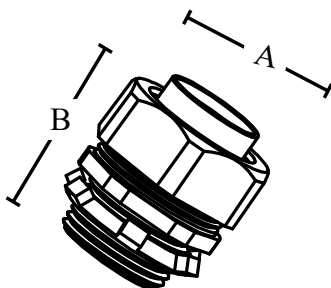
Standard Material

- Zinc plated

UL listed liquidtight flexible metal conduit fittings are suitable for use in the following hazardous locations under: NEC 501-4(b), 502-4(a), (2)503-3(a) Class I Div. 2, Class II Div. 1 and 2, Class III Div. 1 and 2 are suitable for grounding in sizes 3/8" through 1-1/2" under NEC 351-1

Catalog Number	UPC	Size	Unit Carton	Ship Case	Weight/Case	A	B	C
470ST	14439	3/8" 1/2" KO	20	200	25	1.09	1.19	.63
471ST	14441	1/2"	20	200	31	1.19	1.34	.63
472ST	14451	3/4"	10	100	23	1.43	1.43	.63
473ST	14461	1"	5	50	18	1.75	1.63	.66
474ST	14471	1-1/4"	5	50	23	2.16	1.84	.67
475ST	14481	1-1/2"	2	20	12	2.38	2	.72
476ST	14491	2"	2	20	15	2.88	2.13	.72

Straight Liquidtight Connectors with Insulated Throat - Malleable Iron Hot Dip Galvanized



Features

- Hot dip galvanized
- Liquidtight, raintight, oiltight
- Tapered threaded male hub NPT
- Insulated throat protects conductors from abrasion damage
- Compact slim diameter with small turning radius

Applications

- To secure, ground and seal liquidtight conduit to a box or enclosure
- UL listed liquidtight flexible metal conduit fittings are suitable for use in the following hazardous locations under: NEC 501-4(b), 502-4(a), (2)503-3(a) Class 1 Div.2, Class II Div.1 and 2, Class III Div.1 and 2 and are suitable for grounding in sizes 3/8" through 1-1/2" under NEC 351-1

Standard Material

- Malleable iron
- Steel locknut

Standard Finish

- Hot dip galvanized

Applicable Third Party Standards

- UL Standard: UL 514B
- Fed. Spec: W-F-406E, W-F-406D
- NEMA: FB 1-2014

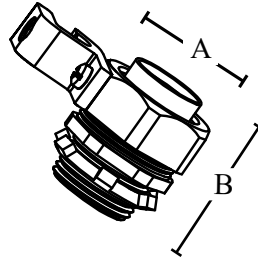


E148716

UL listed liquidtight flexible metal conduit fittings are suitable for use in the following hazardous locations under: NEC 501-4(b), 502-4(a), (2)503-3(a) Class 1 Div. 2, Class II Div. 1 and 2, Class III Div. 1 and 2 are suitable for grounding in sizes 3/8" through 1-1/2" under NEC 351-1

Catalog Number	UPC	Conduit Size	Unit Carton	Ship Case	Weight/Case	A	B
471HDG	03741	1/2"	20	200	33	1.36	1.73
472HDG	03742	3/4"	10	100	24	1.61	1.81
473HDG	03743	1"	5	50	18	1.89	1.85
474HDG	03744	1-1/4"	5	50	30	2.39	2.05
475HDG	03745	1-1/2"	2	20	15	2.62	2.38
476HDG	03746	2"	2	20	23	3.24	2.49
477HDG	03747	2-1/2"	---	1	2	3.89	3.21
478HDG	03748	3"	---	1	3	4.74	3.37
479HDG	03749	3-1/2"	---	1	5	5.31	3.40
480HDG	03751	4"	---	1	5	5.82	3.66

Straight Liquidtight Connectors With Grounding Lug - Malleable Iron



Features

- Liquidtight, raintight, oiltight
- Aluminum or Copper Lay-in grounding lug
- Insulated throat protects conductors from abrasion damage
- Zinc electro plated for excellent durability

Applications

- Use to connect liquidtight conduit and terminate an external bonding conductor that runs parallel to the conduit
- The NEC code specifies length limitations and that the bonding jumper must be parallel to the conduit
- UL listed liquidtight flexible metal conduit fittings are suitable for use in the following hazardous locations under: NEC 501-4(b), 502-4(a), (2)503-3(a) Class I Div.2, Class II Div.1 and 2, Class III Div.1 and 2 and are suitable for grounding in sizes 3/8" through 1-1/2" under NEC 351-I

Standard Material

- Malleable iron
- Steel locknut
- Aluminum or Copper lug

Standard Finish

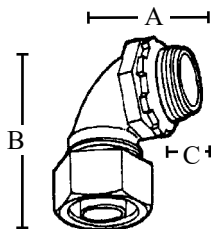
- Zinc plated

Applicable Third Party Standards

- UL 467 - UL 486A
- Fed. Spec: W-5-610E
- NEMA: GR 1-2017

Catalog Number	UPC	Size	Lug Size	Unit Carton	Ship Case	Weight/Case	A	B
Aluminum Grounding Lug								
470SGR	86858	3/8"	14-4	10	100	22	1.18	1.72
471SGR	86859	1/2"	14-4	10	100	23	1.36	1.73
472SGR	86860	3/4"	14-4	5	50	18	1.61	1.81
473SGR	83237	1"	14-4	5	50	24	1.89	1.85
474SGR	86862	1-1/4"	14-4	2	20	16	2.39	2.05
475SGR	86863	1-1/2"	14-4	2	20	18	2.62	2.38
476SGR	86864	2"	14-4	2	20	27	3.24	2.49
477SGR	86865	2-1/2"	1/0-14	---	1	7	3.89	3.21
478SGR	86866	3"	1/0-14	---	1	8	4.74	3.37
479SGR	86867	3-1/2"	6/250	---	1	8	5.31	3.40
480SGR	86868	4"	6/250	---	1	10	5.82	3.66
Copper Grounding Lug								
471CSGR	03340	1/2"	14-4	10	100	24	1.36	1.73
472CSGR	03090	3/4"	14-4	5	50	16	1.61	1.81
473CSGR	03091	1"	14-4	5	50	22	1.89	1.85
474CSGR	03341	1-1/4"	14-4	2	20	14	2.39	2.05
475CSGR	03164	1-1/2"	14-4	2	20	17	2.62	2.38
476CSGR	02857	2"	14-4	2	20	26	3.24	2.49

90° Liquidtight Connectors Zinc



Features

- Liquidtight, raintight, oiltight
- 90° connectors
- Assembled with a die cast locknut

Applications

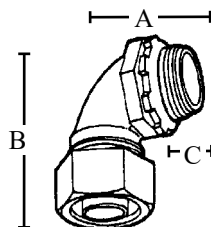
- For use with metallic and non-metallic "Type B" liquidtight conduit

Standard Material

- Zinc die cast

Catalog Number	UPC	Size	Unit Carton	Ship Case	Weight/Case	A	B	C
490	14610	3/8" 1/2" KO	10	100	27	2.062	2.34	.52
491	14620	1/2"	10	100	28	2.22	2.34	.52
492	14630	3/4"	10	100	38	2.55	3.55	.68
493	14640	1"	5	50	32	2.82	3.785	.67
494	14650	1-1/4"	2	20	20	3.362	3.96	.70
495	14660	1-1/2"	2	20	26	3.45	4.13	.70
496	14670	2"	1	10	19	4.036	4.70	.57
497	14680	2-1/2"	---	1	4	5.215	5.375	.77
498	14690	3"	---	1	5	6.10	6.50	1.10
499	14700	3-1/2"	---	1	6	6.715	7.45	1.10
500	14710	4"	---	1	7	6.78	8	1.10

With Insulated Throat - Zinc



Features

- Liquidtight, raintight, oiltight
- 90° connectors
- Assembled with a die cast locknut
- Insulated throat protects against abrasion damage

Applications

- For use with metallic and non-metallic "Type B" liquidtight conduit

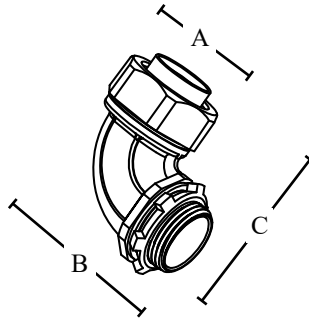
Standard Material

- Zinc die cast

Catalog Number	UPC	Size	Unit Carton	Ship Case	Weight/Case	A	B	C
490i	14720	3/8" 1/2" KO	10	100	30	2.062	2.34	.52
491i	14730	1/2"	10	100	27	2.22	2.34	.52
492i	14740	3/4"	10	100	39	2.55	3.55	.68
493i	14750	1"	5	50	33	2.82	3.785	.67
494i	14760	1-1/4"	2	20	21	3.362	3.96	.70
495i	14770	1-1/2"	2	20	26	3.45	4.13	.70
496i	14780	2"	1	10	20	4.036	4.70	.57

90° Liquidtight Connectors

With Insulated Throat - Malleable Iron



Features

- Liquidtight, raintight, oiltight
- Suitable for wet location use
- Tapered threaded male hub NPT
- Insulated throat protects conductors from abrasion damage
- Compact slim diameter with small turning radius
- Zinc electro plated for excellent durability

Applications

- To secure, ground and seal liquidtight conduit to a box or enclosure
- UL listed liquidtight flexible metal conduit fittings are suitable for use in the following hazardous locations under: NEC 501-4(b), 502-4(a), (2)503-3(a) Class 1 Div.2, Class II Div.1 and 2, Class III Div.1 and 2 and are suitable for grounding in sizes 3/8" through 1-1/2" under NEC 351-1

Standard Material

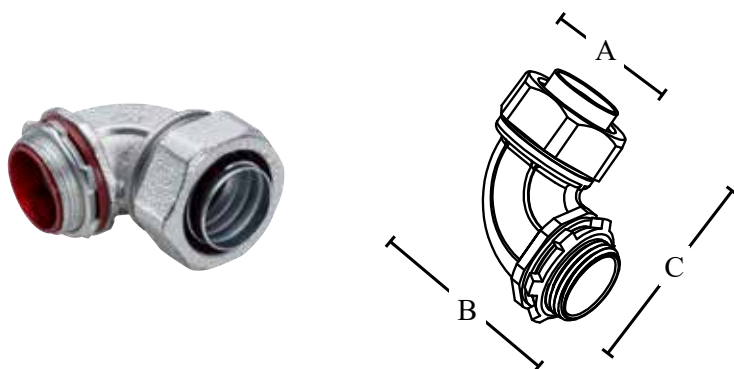
- Malleable iron
- Steel locknut

Standard Finish

- Zinc plated

Catalog Number	UPC	Size	Unit Carton	Ship Case	Weight/Case	A	B	C
490S	14790	3/8" 1/2" KO	10	100	26	1.18	1.96	2.47
491S	14800	1/2"	10	100	28	1.36	2.10	2.54
492S	14810	3/4"	10	100	41	1.61	2.45	2.82
493S	14820	1"	5	50	31	1.89	2.83	3.08
494S	33690	1-1/4"	2	20	20	2.39	3.15	3.53
495S	33700	1-1/2"	2	20	25	2.62	3.50	4.17
496S	33710	2"	1	10	19	3.24	4.02	4.69
497S	33720	2-1/2"	---	1	5	3.89	6.23	6.74
498S	33730	3"	---	1	7	4.74	6.91	7.52
499S	33731	3-1/2"	---	1	9	5.31	7.57	7.93
500S	33750	4"	---	1	14	5.82	8.07	8.72

90° Liquidtight Connectors with Insulated Throat - Malleable Iron Hot Dip Galvanized



Features

- Hot dip galvanized
- Liquidtight, raintight, oiltight
- Suitable for wet location use
- Tapered threaded male hub NPT
- Insulated throat protects conductors from abrasion damage
- Compact slim diameter with small turning radius

Applications

- To secure, ground and seal liquidtight conduit to a box or enclosure
- UL listed liquidtight flexible metal conduit fittings are suitable for use in the following hazardous locations under: NEC 501-4(b), 502-4(a), (2)503-3(a) Class 1 Div.2, Class II Div.1 and 2, Class III Div.1 and 2 and are suitable for grounding in sizes 3/8" through 1-1/2" under NEC 351-1

Standard Material

- Malleable iron
- Steel locknut

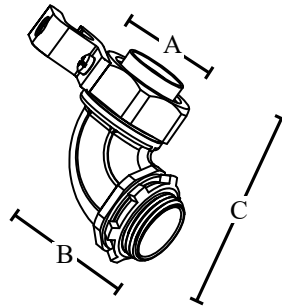
Standard Finish

- Hot dip galvanized

UL listed liquidtight flexible metal conduit fittings are suitable for use in the following hazardous locations under: NEC 501-4(b), 502-4(a), (2)503-3(a) Class 1 Div. 2, Class II Div. 1 and 2, Class III Div. 1 and 2 are suitable for grounding in sizes 3/8" through 1-1/2" under NEC 351-1

Catalog Number	UPC	Conduit Size	Unit Carton	Ship Case	Weight/Case	A	B	C
491HDG	03752	1/2"	10	100	28	1.36	2.10	2.54
492HDG	03753	3/4"	10	100	41	1.61	2.45	2.82
493HDG	03754	1"	5	50	31	1.89	2.83	3.08
494HDG	03755	1-1/4"	2	20	21	2.39	3.15	3.53
495HDG	03756	1-1/2"	2	20	25	2.62	3.50	4.17
496HDG	03757	2"	---	10	18	3.24	4.02	4.69
498HDG	03758	3"	---	1	7	4.74	6.91	7.52

90° Liquidtight Connectors With Grounding Lug - Malleable Iron



Features

- Liquidtight, raintight, oiltight
- Aluminum or Copper Lay-in grounding lug
- Insulated throat protects conductors from abrasion damage
- Zinc electro plated for excellent durability

Applications

- Use to connect liquidtight conduit and terminate an external bonding conductor that runs parallel to the conduit
- The NEC code specifies length limitations and that the bonding jumper must be parallel to the conduit
- UL listed liquidtight flexible metal conduit fittings are suitable for use in the following hazardous locations under: NEC 501-4(b), 502-4(a), (2)503-3(a) Class I Div.2, Class II Div.1 and 2, Class III Div.1 and 2 and are suitable for grounding in sizes 3/8" through 1-1/2" under NEC 351-I

Standard Material

- Malleable iron
- Steel locknut
- Aluminum or Copper lug

Standard Finish

- Zinc plated

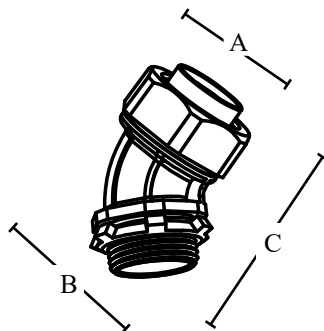
Applicable Third Party Standards

- UL 467 - UL 486A
- Fed. Spec: W-S-610E
- NEMA: GR 1-2017

Catalog Number	UPC	Size	Lug Size	Unit Carton	Ship Case	Weight/Case	A	B	C
Aluminum Grounding Lug									
490SGR	86880	3/8"	14-4	5	50	17	1.18	1.96	2.47
491SGR	86881	1/2"	14-4	5	50	24	1.36	2.10	2.54
492SGR	86882	3/4"	14-4	2	20	16	1.61	2.45	2.82
493SGR	86883	1"	14-4	2	20	17	1.89	2.83	3.08
494SGR	86884	1-1/4"	14-4	2	20	25	2.39	3.15	3.53
495SGR	86885	1-1/2"	14-4	2	20	29	2.62	3.50	4.17
496SGR	86886	2"	14-4	2	20	42	3.24	4.02	4.69
497SGR	86887	2-1/2"	1/0-14	---	1	9	3.89	6.23	6.74
498SGR	86888	3"	1/0-14	---	1	11	4.74	6.91	7.52
499SGR	86889	3-1/2"	6/250	---	1	13	5.31	7.57	7.93
500SGR	86890	4"	6/250	---	1	15	5.82	8.07	8.72
Copper Grounding Lug									
491CSGR	03342	1/2"	14-4	5	50	18	1.36	2.10	2.54
492CSGR	03115	3/4"	14-4	2	20	11	1.61	2.45	2.82
493CSGR	03106	1"	14-4	2	20	15	1.89	2.83	3.08
494CSGR	03343	1-1/4"	14-4	2	20	21	2.39	3.15	3.53
495CSGR	03163	1-1/2"	14-4	2	20	26	2.62	3.50	4.17
496CSGR	02858	2"	14-4	2	20	41	3.24	4.02	4.69

45° Liquidtight Connectors

With Insulated Throat - Malleable Iron



Features

- Liquidtight, raintight, oiltight
- Suitable for wet locations
- Tapered threaded male hub NPT
- Insulated throat protects conductors from abrasion damage
- Compact slim diameter with small turning radius
- Zinc electro plated for excellent durability

Applications

- To secure, ground and seal liquidtight conduit to a box or enclosure
- UL listed liquidtight flexible metal conduit fittings are suitable for use in the following hazardous locations under: NEC 501-4(b), 502-4(a), (2)503-3(a) Class I Div.2, Class II Div.1 and 2, Class III Div.1 and 2 and are suitable for grounding in sizes 3/8" through 1-1/2" under NEC 351-1

Standard Material

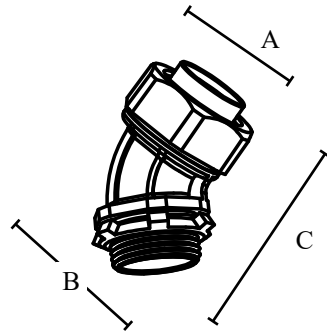
- Malleable iron
- Steel locknut

Standard Finish

- Zinc plated

Catalog Number	UPC	Size	Unit Carton	Ship Case	Weight/Case	A	B	C
230S	11960	3/8" 1/2" KO	10	100	24	1.18	1.39	2.51
231S	11970	1/2"	10	100	28	1.36	1.50	2.51
232S	11980	3/4"	10	100	42	1.61	1.73	2.70
233S	11990	1"	5	50	32	1.89	2.11	3.05
234S	33550	1-1/4"	2	20	22	2.39	2.56	3.65
235S	33560	1-1/2"	2	20	32	2.62	2.77	4.01
236S	33570	2"	2	20	49	3.24	3.38	4.64
237S	33580	2-1/2"	---	1	5	3.89	4.68	6.46
238S	33590	3"	---	1	7	4.74	5.33	7.01
239S	33591	3-1/2"	---	1	10	5.31	5.81	7.33
240S	33610	4"	---	1	12	5.82	6.42	8.20

45° Liquidtight Connectors with Insulated Throat - Malleable Iron Hot Dip Galvanized



Features

- Hot dip galvanized
- Liquidtight, raintight, oiltight
- Suitable for wet locations
- Tapered threaded male hub NPT
- Insulated throat protects conductors from abrasion damage
- Compact slim diameter with small turning radius

Applications

- To secure, ground and seal liquidtight conduit to a box or enclosure
- UL listed liquidtight flexible metal conduit fittings are suitable for use in the following hazardous locations under: NEC 501-4(b), 502-4(a), (2)503-3(a) Class 1 Div.2, Class II Div.1 and 2, Class III Div.1 and 2 and are suitable for grounding in sizes 3/8" through 1-1/2" under NEC 351-1

Standard Material

- Malleable iron
- Steel locknut

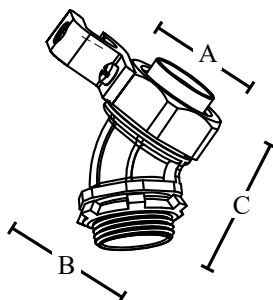
Standard Finish

- Hot dip galvanized

UL listed liquidtight flexible metal conduit fittings are suitable for use in the following hazardous locations under: NEC 501-4(b), 502-4(a), (2)503-3(a) Class 1 Div. 2, Class II Div. 1 and 2, Class III Div. 1 and 2 are suitable for grounding in sizes 3/8" through 1-1/2" under NEC 351-1

Catalog Number	UPC	Conduit Size	Unit Carton	Ship Case	Weight/Case	A	B	C
231HDG	03735	1/2"	10	100	25	1.36	1.50	2.51
232HDG	03736	3/4"	10	100	35	1.61	1.73	2.70
233HDG	03737	1"	5	50	26	1.89	2.11	3.05
234HDG	03740	1-1/4"	2	20	19	2.39	2.56	3.65
235HDG	03738	1-1/2"	2	20	23	2.62	2.77	4.01
236HDG	03739	2"	2	20	34	3.24	3.38	4.64

45° Liquidtight Connectors With Grounding Lug - Malleable Iron



Features

- Liquidtight, raintight, oiltight
- Aluminum or Copper Lay-in grounding lug
- Insulated throat protects conductors from abrasion damage
- Zinc electro plated for excellent durability

Applications

- Use to connect liquidtight conduit and terminate an external bonding conductor that runs parallel to the conduit
- The NEC code specifies length limitations and that the bonding jumper must be parallel to the conduit
- UL listed liquidtight flexible metal conduit fittings are suitable for use in the following hazardous locations under: NEC 501-4(b), 502-4(a), (2)503-3(a) Class 1 Div.2, Class II Div.1 and 2, Class III Div.1 and 2 and are suitable for grounding in sizes 3/8" through 1-1/2" under NEC 351-I

Standard Material

- Malleable iron
- Steel locknut
- Aluminum or Copper lug

Standard Finish

- Zinc plated

Applicable Third Party Standards

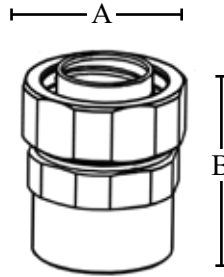
- UL 467 - UL 486A
- Fed. Spec: W-S-610E
- NEMA: GR 1-2017



Catalog Number	UPC	Size	Lug Size	Unit Carton	Ship Case	Weight/Case	A	B	C
Aluminum Grounding Lug									
230SGR	86869	3/8"	14-4	5	50	16	1.18	1.39	2.51
231SGR	86870	1/2"	14-4	5	50	17	1.36	1.50	2.51
232SGR	86871	3/4"	14-4	2	50	24	1.61	1.73	2.70
233SGR	86872	1"	14-4	2	20	16	1.89	2.11	3.05
234SGR	86873	1-1/4"	14-4	2	20	24	2.39	2.56	3.65
235SGR	86874	1-1/2"	14-4	2	20	26	2.62	2.77	4.01
236SGR	86875	2"	14-4	2	20	37	3.24	3.38	4.64
237SGR	86876	2-1/2"	1/0-14	---	1	8	3.89	4.68	6.46
238SGR	86877	3"	1/0-14	---	1	11	4.74	5.33	7.01
239SGR	86878	3-1/2"	6/250	---	1	12	5.31	5.81	7.33
240SGR	86879	4"	6/250	---	1	14	5.82	6.42	8.20
Copper Grounding Lug									
231CSGR	03344	1/2"	14-4	5	50	17	1.36	1.50	2.51
232CSGR	03345	3/4"	14-4	5	50	24	1.61	1.73	2.70
233CSGR	03093	1"	14-4	2	20	16	1.89	2.11	3.05
234CSGR	03346	1-1/4"	14-4	2	20	24	2.39	2.56	3.65
235CSGR	03347	1-1/2"	14-4	2	20	26	2.62	2.77	4.01
236CSGR	03116	2"	14-4	2	20	37	3.24	3.38	4.64

Combination Couplings

Liquidtight to Rigid - Steel



UL standard 514B
Fed. Spec. A-A-50553
NEMA FB 1

Features

- Liquidtight, raintight, oiltight
- NPSM thread
- Labor saving

Applications

- Use to join liquidtight metal conduit (LFMC) to Rigid/IMC conduit between 2 different raceways
- Suitable for use in wet locations
- Raintight, concrete tight

Standard Material

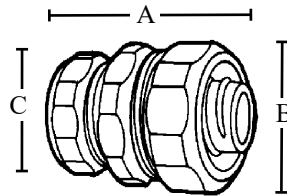
- Steel

Standard Finish

- Zinc plated

Catalog Number	UPC	Size	Unit Carton	Ship Case	Weight/Case	A	B
50SLT	87323	3/8" - 1/2"	20	200	33	1.10	1.78
51SLT	87324	1/2"	20	200	29	1.17	1.78
52SLT	87325	3/4"	10	100	23	1.43	1.94
53SLT	87326	1"	5	50	18	1.76	2.19
54SLT	87327	1-1/4"	5	50	30	2.16	2.23
55SLT	87328	1-1/2"	-	12	8	2.38	2.62
56SLT	87329	2"	-	5	5	2.87	2.67

Compression Type - EMT to Liquidtight - Steel



Features

- Liquidtight, raintight, oiltight
- Compression type
- EMT to liquidtight
- Reusable ferrule

Applications

- Use to connect LT conduit to EMT 1/2" thru 1", ideal for rooftop HVAC air conditioners and motor hook-ups
- Can be used with EMT indoors only

Standard Material

- Steel

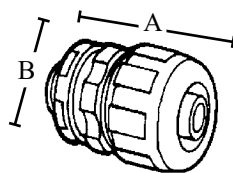
Standard Finish

- Zinc plated

Catalog Number	UPC	Size	Unit Carton	Ship Case	Weight/Case	A	B	C
271	12260	1/2"	25	250	20	1.64	1.39	1.09
272	12270	3/4"	20	200	14	1.75	1.72	1.30
273	12280	1"	10	100	16	2	1.75	1.50

Straight Liquidtight Connectors

Gray - Nylon



Features

- Liquidtight, raintight, oiltight
- For flexible non-metallic liquidtight tubing
- Easy assembly avoids having to remove the compression nut
- Straight type
- Gray

Applications

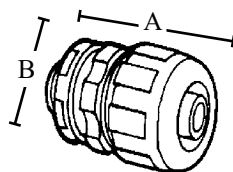
- For use in wet and dry locations

Standard Material

- 6/6 Nylon

Catalog Number	UPC	Size	Unit Carton	Ship Case	Weight/Case	A	B
P470	21570	3/8" 1/2" KO	25	100	7	2.04	1.43
P471	21580	1/2"	25	100	6	2.11	1.43
P472	21590	3/4"	10	100	8	2.20	1.68
P473	21600	1"	5	50	12	2.28	1.99
P474	21602	1-1/4"	5	50	12	2.46	2.39
P475	21604	1-1/2"	5	20	14	2.72	2.65
P476	21606	2"	2	20	9	3.05	3.22

Black - Nylon



Features

- Liquidtight, raintight, oiltight
- For flexible non-metallic liquidtight tubing
- Easy assembly avoids having to remove the compression nut
- Straight type
- Black

Applications

- For use in wet and dry locations

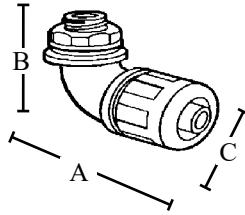
Standard Material

- 6/6 Nylon

Catalog Number	UPC	Size	Unit Carton	Ship Case	Weight/Case	A	B
P470B	21610	3/8" 1/2" KO	25	100	7	2.04	1.43
P471B	21620	1/2"	25	100	6	2.11	1.43
P472B	21630	3/4"	10	100	8	2.20	1.68
P473B	21640	1"	5	50	12	2.28	1.99
P474B	21721	1-1/4"	5	50	12	2.46	2.39
P475B	21722	1-1/2"	5	50	14	2.72	2.65
P476B	21723	2"	2	20	9	3.05	3.22

90° Liquidtight Connectors

Gray - Nylon



Features

- Liquidtight, raintight, oiltight
- For flexible non-metallic liquidtight tubing
- Easy assembly avoids having to remove the compression nut
- 90° angle
- Gray

Applications

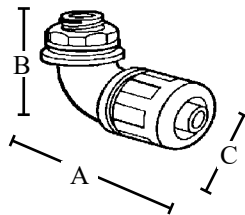
- For use in wet and dry locations

Standard Material

- 6/6 Nylon

Catalog Number	UPC	Size	Unit Carton	Ship Case	Weight/Case	A	B	C
P490	21650	3/8" 1/2" KO	10	100	9	2.56	2.14	1.09
P491	21660	1/2"	10	100	8	2.56	2.14	1.09
P492	21670	3/4"	10	100	11	2.84	2.38	1.30
P493	21680	1"	5	50	8	2.25	2.81	1.50
P494	21681	1-1/4"	2	20	8	3.96	3.36	2.40
P495	21682	1-1/2"	2	20	10	4.13	3.45	2.68
P496	21683	2"	1	10	9	4.68	4.04	3.31

Black - Nylon



Features

- Liquidtight, raintight, oiltight
- For flexible non-metallic liquidtight tubing
- Easy assembly avoids having to remove the compression nut
- 90° angle
- Black

Applications

- For use in wet and dry locations

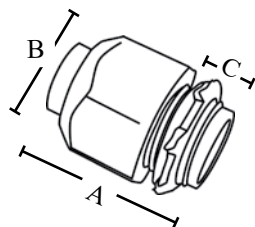
Standard Material

- 6/6 Nylon

Catalog Number	UPC	Size	Unit Carton	Ship Case	Weight/Case	A	B	C
P490B	21690	3/8" 1/2" KO	10	100	9	2.56	2.14	1.09
P491B	21700	1/2"	10	100	8	2.56	2.14	1.09
P492B	21710	3/4"	10	100	11	2.84	2.38	1.30
P493B	21720	1"	5	50	8	2.25	2.81	1.50
P494B	21724	1-1/4"	2	20	8	3.96	3.36	2.40
P495B	21725	1-1/2"	2	20	10	4.13	3.45	2.68
P496B	21726	2"	1	10	9	4.68	4.04	3.31

Straight Liquidtight Connectors

One Piece Type - PVC



Features

- Liquidtight, raintight, oiltight
- One piece type easily affixes to conduit
- Straight

Applications

- For use in wet and dry locations

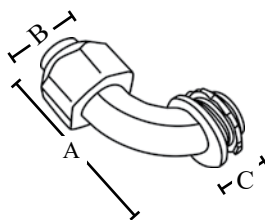
Standard Material

- PVC

Catalog Number	UPC	Size	Unit Carton	Ship Case	Weight/Case	A	B	C
1501	83022	1/2"	25	100	5	1.75	.50	1.25
1502	83023	3/4"	25	100	8	1.80	.625	1.50

90° Liquidtight Connectors

One Piece Type - PVC



Features

- Liquidtight, raintight, oiltight
- Recommended design for appliance or fixture installations
- 90° angle

Applications

- Dry location use

Standard Material

- PVC

Catalog Number	UPC	Size	Unit Carton	Ship Case	Weight/Case	A	B	C
1521	83024	1/2"	10	100	8	1.875	.50	3.125
1522	83025	3/4"	10	100	11	2.375	.625	3.50

Top-Flex 1 Tubing

Non-Metallic - Gray



Features

- Resists corrosion, abrasion, oil, water, acid, metal shavings, and rough environments
- UL Type B flexible nonmetallic liquidtight conduit

Applications

- Indoor or outdoor use
- Hazardous Locations - where necessary for flexible connections within hazardous locations per the following:
 - Class 1, Div. 2 - 2005 NEC 501.10(B)(2)
 - Class 2, Div. 1 - 2005 NEC 502.10(A)(2)
 - Class 2, Div. 2 - 2005 NEC 502.10(B)(2)
 - Class 3, Div. 1 - 2005 NEC 503.10(A)(2)
 - Class 3, Div. 2 - 2005 NEC 503.10(B)

Standard Material

- Integral Rigid and flexible PVC construction



Catalog Number	UPC	Size	Unit Carton	Ship Case	Weight/Case	Outside Diameter		Inside Diameter		Wall thickness
						Min.	Max.	Min.	Max.	
HF138	30000	3/8"	---	100'	10	.69	.71	.484	.504	.21
HF112	30010	1/2"	---	100'	13	.82	.84	.622	.642	.21
HF112R	30015	1/2"	Reel	1000'	130	.82	.84	.622	.642	.21
HF134	30020	3/4"	---	100'	18	1.03	1.05	.82	.84	.21
HF134R	30025	3/4"	Reel	800'	144	1.03	1.05	.82	.84	.21
HF11	30030	1"	---	100'	25	1.29	1.315	1.041	1.066	.25
HF11R	30031	1"	Reel	500'	160	1.29	1.315	1.041	1.066	.25
HF1114	30040	1-1/4"	---	100'	33	1.63	1.66	1.38	1.41	.25
HF1112	30050	1-1/2"	---	50'	23	1.865	1.90	1.575	1.60	.30
HF12	30060	2"	---	50'	30	2.34	2.375	2.02	2.045	.33

UL TYPE B FLEXIBLE NONMETALLIC LIQUIDTIGHT CONDUIT

- 3/8" through 2" trade sizes
- Use with top-flex nylon connectors straight or right angle
- May also be used with Topaz Die Cast Connectors for liquidtight conduit
- Resists corrosion, abrasion, oil, water, acid, metal shavings, and rough environments
- Resists abuse, pull, and crushing
- Smoothinside for easier wire pulling, no hazardous sharp edges or burrs; will not damage conductors
- For direct burial/poured concrete
- Lightweight and lower installed cost
- Quick installation, cuts with utility knife or PVC cutter (CATALOG #VF28)
- Integral Rigid and flexible PVC construction
- Suitable for indoor/outdoor use:
 - HVAC equipment
 - machine tools
 - motors and controls
 - marine equipment
 - printing equipment
 - pumps refrigeration equipment
- UV rated
- 80° C

Top-Flex II Tubing

Non-Metallic - Black



Features

- Resists corrosion, abrasion, oil, water, acid, metal shavings, and rough environments

Applications

- Indoor or outdoor use

Standard Material

- Integral Rigid and flexible PVC construction

Catalog Number	UPC	Size	Ship Case	Weight/Case	Outside Diameter		Inside Diameter		Wall thickness
					Min.	Max.	Min.	Max.	
HF214	30065	1/4"	100'	4	.56	.575	.385	.405	.17
HF238	30070	3/8"	100'	6	.69	.71	.484	.504	.21
HF212	30080	1/2"	100'	8	.82	.84	.622	.642	.21
HF234	30090	3/4"	100'	10	1.03	1.05	.82	.84	.21
HF21	30100	1"	100'	15	1.29	1.315	1.041	1.066	.25
HF2114	23412	1-1/4"	100'	19	1.63	1.66	1.38	1.41	.25
HF2112	23415	1-1/2"	50'	22	1.865	1.90	1.575	1.60	.30
HF22	23416	2"	50'	60	2.34	2.375	2.02	2.045	.33

Flexible Liquidtight Conduit

Metallic - Coil



Features

- Crush and corrosion resistant steel core for lasting mechanical protection
- EF PVC jacket is oil and sunlight resistant
- Smooth interior for easy wire pull through

Applications

- For use in damp or wet locations, suitable for commercial and industrial use
- Non UL

Standard Material

- EF PVC jacketed steel core coil wrapped in clear plastic shrink wrap

Catalog Number	UPC	Size	Feet Coil	Ship Case	Weight/Case	Inside Diameter		Outside Diameter	
						Min.	Max.	Min.	Max.
6100	80414	3/8"	100'	100'	16	.484	.504	.689	.709
6101	80415	1/2"	100'	100'	26	.622	.642	.819	.839
6102	80417	3/4"	100'	100'	31	.815	.835	1.032	1.051
6103	80419	1"	100'	100'	44	1.032	1.055	1.287	1.315
6104	80421	1-1/4"	50'	50'	46	1.37	1.394	1.63	1.661
6105	80423	1-1/2"	50'	50'	35	1.579	1.598	1.866	1.902
6106	80425	2"	25'	25'	22	2.02	2.043	2.339	2.374
6106C50	86340	2"	50'	50'	49	2.02	2.043	2.339	2.374
6107	80427	2-1/2"	25'	25'	42	2.48	2.504	2.839	2.874
6108	80429	3"	25'	25'	53	3.071	3.102	3.461	3.50
6109	80430	3-1/2"	25'	25'	55	3.50	3.54	3.96	4
6110	80431	4"	25'	25'	57	4	4.039	4.457	4.50

Metallic - Reel



Features

- Crush and corrosion resistant steel core for lasting mechanical protection
- EF PVC jacket is oil and sunlight resistant
- Smooth interior for easy wire pull through

Applications

- For use in damp or wet locations, suitable for commercial and industrial use
- Non UL

Standard Material

- EF PVC jacketed steel core coil on reel

Catalog Number	UPC	Size	Feet Reel	Ship Case	Weight/Case	Inside Diameter		Outside Diameter	
						Min.	Max.	Min.	Max.
6100R	85588	3/8"	1000'	1000'	182	.484	.504	.689	.709
6101R	82021	1/2"	1000'	1000'	296	.622	.642	.819	.839
6102R	85247	3/4"	500'	500'	148	.815	.835	1.032	1.051
6103R	85248	1"	200'	200'	96	1.032	1.055	1.287	1.315
6104R	85249	1-1/4"	200'	200'	192	1.37	1.394	1.63	1.661
6105R	85250	1-1/2"	100'	100'	79	1.579	1.598	1.866	1.902
6105R150	85527	1-1/2"	150'	150'	120	1.579	1.598	1.866	1.902
6106R	85251	2"	100'	100'	96	2.02	2.043	2.339	2.374

Flexible Liquidtight Conduit Metallic - Coil



Features

- Crush and corrosion resistant steel core for lasting mechanical protection
- Durable PVC jacket is oil, heat and sunlight resistant(UV)
- Smooth interior for easy wire pull through
- 3/8" thru 1-1/4" with continuous bonding strip

Applications

- For use in damp or wet locations, suitable for commercial and industrial use
- Listed for direct burial and in poured concrete

Standard Material

- PVC jacketed steel core coil wrapped in clear plastic shrink wrap

Catalog Number	UPC	Size	Feet Coil	Ship Case	Weight/Case	Inside Diameter		Outside Diameter		Outside Diameter PVC Jacket	
						Min.	Max.	Min.	Max.	Min.	Max.
6100UL	03812	3/8"	100'	100'	25	.484	.504	.594	.614	.690	.710
6101UL	03813	1/2"	100'	100'	29	.622	.642	.732	.765	.820	.840
6102UL	03814	3/4"	100'	100'	41	.82	.84	.930	.96	1.03	1.05
6103UL	03815	1"	100'	100'	55	1.04	1.066	1.201	1.226	1.29	1.315
6104UL	03816	1-1/4"	50'	50'	33	1.38	1.41	1.54	1.57	1.63	1.66
6105UL	03817	1-1/2"	50'	50'	54	1.575	1.60	1.735	1.77	1.865	1.90
6106UL	03818	2"	25'	25'	32	2.02	2.045	2.18	2.215	2.34	2.375
6107UL	03819	2-1/2"	25'	25'	46	2.48	2.505	2.64	2.675	2.84	2.875
6108UL	03820	3"	25'	25'	56	3.07	3.10	3.295	3.335	3.46	3.50
6109UL	03821	3-1/2"	25'	25'	69	3.50	3.54	3.72	3.789	3.96	4
6110UL	03822	4"	25'	25'	80	4	4.22	4.22	4.28	4.46	4.50

Metallic - Reel



Features

- Crush and corrosion resistant steel core for lasting mechanical protection
- Durable PVC jacket is oil, heat and sunlight resistant(UV)
- Smooth interior for easy wire pull through
- 3/8" thru 1-1/4" with continuous bonding strip

Applications

- For use in damp or wet locations, suitable for commercial and industrial use
- Listed for direct burial and in poured concrete

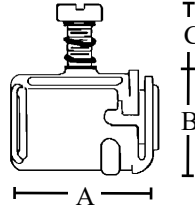
Standard Material

- PVC jacketed steel core coil on reel

Catalog Number	UPC	Size	Feet Reel	Ship Case	Weight/Case	Inside Diameter		Outside Diameter		Outside Diameter PVC Jacket	
						Min.	Max.	Min.	Max.	Min.	Max.
6100RUL	03823	3/8"	1000'	1000'	272	.484	.504	.594	.614	.69	.71
6101RUL	03824	1/2"	1000'	1000'	312	.622	.642	.732	.765	.82	.84
6101RUL500	03966	1/2"	500'	500'	156	.622	.642	.732	.765	.82	.84
6102RUL	03825	3/4"	500'	500'	229	.82	.84	.93	.96	1.03	1.05
6103RUL	03826	1"	200'	200'	127	1.04	1.066	1.201	1.226	1.29	1.315
6104RUL	03827	1-1/4"	200'	200'	155	1.38	1.41	1.54	1.57	1.63	1.66
6105RUL	03828	1-1/2"	100'	100'	130	1.575	1.60	1.735	1.77	1.865	1.90
6106RUL	03829	2"	100'	100'	154	2.02	2.045	2.18	2.215	2.34	2.375

Snap-In MC Cable Connectors

Set Screw Type with Insulated Throat



Features

- No locknut required
- Single-unit or duplex construction with captive clamp

Applications

- Use to join sheathed cable into outlet boxes or enclosures

Standard Material

- Steel

Standard Finish

- Zinc plated

Applicable Third Party Standards

- UL Standard: UL 514B
- Fed. Spec: W-F-406E

Catalog Number	UPC	KO	Unit Carton	Ship Case	Weight/Case	A	B	C
AMC1	33770	1/2"	50	500	38	1.39	.844	.846
AMC2	33771	3/4"	25	250	48	1.63	1.88	.522
AMC12	33772	1/2"	25	250	14	1.52	.916	.868

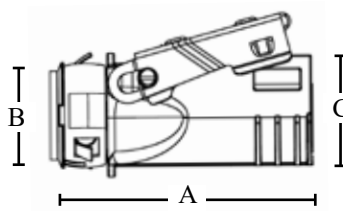
Catalog Number	KO Size	Size	Cable type	Cable Size	Opening MAX.	Opening MIN.	Wire Bundle Diameter MIN.	Wire Bundle Diameter MAX.
AMC1	1/2"	MC-38S	AC Steel	14-2 - 10-3	0.565	0.475	0.210	0.330
			AC STEEL HCF	14-2 - 10-3	0.565	0.475	0.220	0.360
			AC ALUMINUM	14-2 - 10-3	0.610	0.464	0.210	0.330
			AC ALUM HCF	14-2 - 10-3	0.610	0.464	0.220	0.360
			MCI STEEL	14-2 - 10-3	0.565	0.455	0.220	0.360
			MCI ALUMINUM	14-2 - 10-3	0.600	0.455	0.220	0.360
			MCI-A	14-2 - 10-3	0.510	0.385	0.220	0.345
			MCI-A HCF	14-2 - 10-3	0.510	0.385	0.240	0.430
			MC-PCS Steel	12/2 - 12/3	0.610	0.529	0.360	0.380
			MC-PCS ALUMINUM	12/2 - 12/3	0.610	0.529	0.360	0.380
			Flex Conduit	3/8"	0.610	0.560	---	---
AMC2	3/4"	MC-75S	AC Steel	10-3 - 6-3	0.850	0.545	0.330	0.500
			AC STEEL HCF	10-3 - 6-3	0.850	0.545	0.360	0.550
			AC ALUMINUM	10-3 - 6-3	0.835	0.600	0.330	0.500
			AC ALUM HCF	10-3 - 6-3	0.835	0.600	0.360	0.550
			MCI STEEL	10-3 - 6-3	0.850	0.550	0.360	0.550
			MCI ALUMINUM	10-3 - 6-3	0.850	0.580	0.360	0.550
			MCI-A	8-3 - 6-3	0.785	0.675	0.460	0.570
			MCI-A HCF	8-3 - 6-3	0.785	0.675	0.510	0.620
			MC-PCS Steel	8-3 - 6-3	0.679	0.529	0.510	0.620
			MC-PCS ALUMINUM	8-3 - 6-3	0.679	0.529	0.510	0.620
						Flex Conduit	1/2"	0.920
AMC12*	1/2"	DMC-38S	AC Steel	14-2 - 10-3	0.565	0.475	0.210	0.330
			AC STEEL HCF	14-2 - 10-3	0.565	0.475	0.220	0.360
			AC ALUMINUM	14-2 - 10-3	0.610	0.464	0.210	0.330
			AC ALUM HCF	14-2 - 10-3	0.610	0.464	0.220	0.360
			MCI STEEL	14-2 - 10-3	0.565	0.455	0.220	0.360
			MCI ALUMINUM	14-2 - 10-3	0.600	0.455	0.220	0.360
			MCI-A	14-2 - 10-3	0.510	0.385	0.220	0.345
			MCI-A HCF	14-2 - 10-3	0.510	0.385	0.240	0.430
			MC-PCS Steel	12/2 - 12/3	0.610	0.529	0.360	0.380
			MC-PCS ALUMINUM	12/2 - 12/3	0.610	0.529	0.360	0.380
						Flex Conduit	3/8"	0.610

*Accepts 2 cables of each size listed.



Duplex Connector

Double Snap Lock



Features

- Provides significant labor savings when installing metal clad or armored cable to steel boxes or enclosures
- No tools are required when assembling to the cable or box
- The anti-short bushing is pre-assembled and will not fall out during transit or installation
- The double snap lock BX connector can easily be removed without tools

Applications

- Fits 1/2" knockout

Standard Material

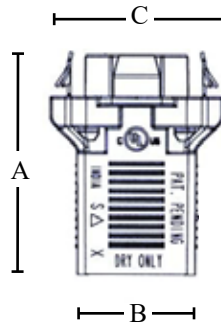
- Zinc die cast
- Spring steel
- Polycarbonate bushing



Catalog Number	UPC	Size	Unit Carton	Ship Case	Weight/Case	A	B	C
350DSP	87125	3/8"	50	250	56	1.46	1.03	1.129

BX Connector

Double Snap Lock



Features

- Provides significant labor savings when installing metal clad or armored cable to steel boxes or enclosures
- No tools are required when assembling to the cable or box
- The anti-short bushing is pre-assembled and will not fall out during transit or installation
- The double snap lock BX connector can easily be removed without tools and is reusable

Applications

- Fits 1/2" knockout

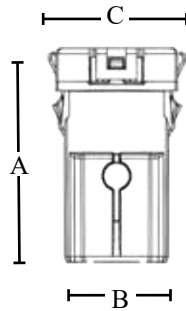
Standard Material

- Zinc die cast
- Spring steel
- Polycarbonate bushing



Catalog Number	UPC	Size	Unit Carton	Ship Case	Weight/Case	A	B	C
130DSP	87121	3/8"	50	200	10	1.46	1.03	1.12

BX Connector Cut-In Snap Lock



Catalog Number	UPC	Size	Unit Carton	Ship Case	Weight/Case	A	B	C
130CSL	87122	3/8"	50	500	31	1.53	.98	1.10

Features

- Provides significant labor savings when installing metal clad or armored cable in old work (cut-in) electrical box installations
- No tools are required when assembling to the cable or box
- The anti-short bushing is pre-assembled and will not fall out during transit or installation
- The Cut-in Snap Lock BX connector can easily be removed without tools and is reusable

Applications

- Fits 1/2" knockout

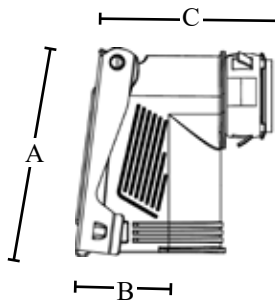
Standard Material

- Zinc die cast
- Spring steel
- Polycarbonate bushing

Technical Info

- Fits 1/2" knockout
- AL and steel AC 14-2 to 10-3
- AL and steel MC/MCI-A/HCF 14-2 to 10-3
- AL and steel 3/8" RWFMC

Double Snap Lock 90°



Catalog Number	UPC	Size	Unit Carton	Ship Case	Weight/Case	A	B	C
100DSP	87123	3/8"	25	250	19	1.36	.972	1.72
101DSP	87124	1/2"	25	200	22	1.66	1.23	2.05

Features

- Provides significant labor savings when installing metal clad or armored cable to steel boxes or enclosures
- No tools are required when assembling to the cable or box
- The anti-short bushing is pre-assembled and will not fall out during transit or installation
- The double snap lock BX connector can easily be removed without tools

Applications

- Fits 1/2" knockout

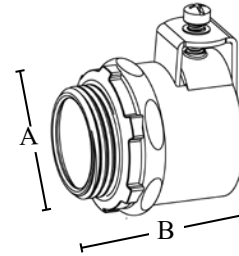
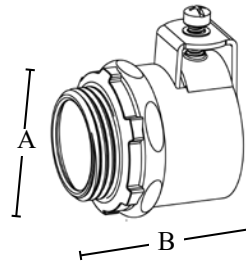
Standard Material

- Zinc die cast
- Spring steel
- Polycarbonate bushing

Technical Info

- Fits 1/2" knockout
- AL and steel AC 14-2 to 10-3
- AL and steel MC/MCI-A/HCF 14-2 to 10-3
- AL and steel 3/8" RWFMC

Top-Bite Saddle Type Connectors With Insulated Throat



Features

- Dual gripping saddle clamps
- Saddle clamps ride up and down on screw for ease of installation
- Tri combo head screw

Applications

- To connect Flex, AC, and MC cables to a box or enclosure

Standard Material

- 3/8" - 1" steel,
- 1-1/4" - 4" malleable iron
- Steel locknuts

Standard Finish

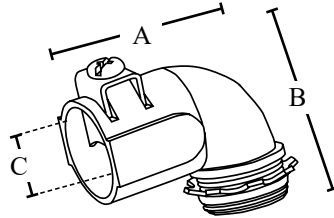
- Zinc plated

Catalog Number	UPC	Size	KO	Unit Carton	Ship Case	Weight/Case	A	B
630TBS*	85172	3/8"	1/2"	25	100	10	1.27	1.64
631TBS*	85173	1/2"	1/2"	25	100	15	1.27	1.64
632TBS*	85174	3/4"	3/4"	10	50	9	1.46	1.64
633TBS*	85175	1"	1"	5	25	9	1.80	1.78
634TBS	85176	1-1/4"	1-1/4"	5	25	14	2.24	1.85
635TBS	85177	1-1/2"	1-1/2"	2	10	8	2.68	2.40
636TBS	85178	2"	2"	---	5	5	3.25	2.58
637TBS	85179	2-1/2"	2-1/2"	---	4	6	3.94	2.93
638TBS	85180	3"	3"	---	5	11	4.53	3.05
639TBS	85181	3-1/2"	3-1/2"	---	1	3	5.20	3.82
640TBS	85182	4"	4"	---	1	3	5.91	4.27

*UL listed for MCAP/MCI-A & MCI-A HCF cables

Top-Bite Saddle Type Connectors

90° with Insulated Throat



Features

- With insulated throat
- Male hub threads - NPSM
- One piece malleable construction affording extra strength
- Dual gripping saddle clamps
- Saddle clamps ride up and down on screw for ease of installation
- Tri combo head screw

Applications

- To connect Flex, AC, and MC cables to a box or enclosure

Standard Material

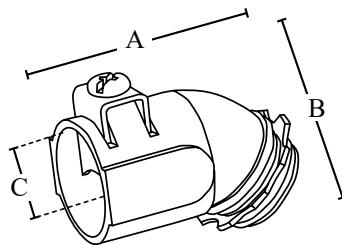
- Malleable iron
- Steel locknuts
- Steel clamps

Standard Finish

- Zinc plated

Catalog Number	UPC	Size	KO	Unit Carton	Ship Case	Weight/Case	Opening Min.	Cable Max.	A	B	C
490TBS	85186	3/8"	1/2"	50	300	54	.437	.656	1.75	2.06	1
491TBS	85187	1/2"	1/2"	25	150	43	.75	.937	2.13	2.26	1.25
492TBS	85188	3/4"	3/4"	20	120	43	.906	1.13	2.50	2.50	1.38
493TBS	85189	1"	1"	5	60	34	1.25	1.47	2.81	2.88	1.69

45° with Insulated Throat



Features

- With insulated throat
- Male hub threads - NPSM
- One piece malleable construction affording extra strength
- Dual gripping saddle clamps
- Saddle clamps ride up and down on screw for ease of installation
- Tri combo head screw

Applications

- To connect Flex, AC, and MC cables to a box or enclosure

Standard Material

- Malleable iron
- Steel locknuts
- Steel clamps

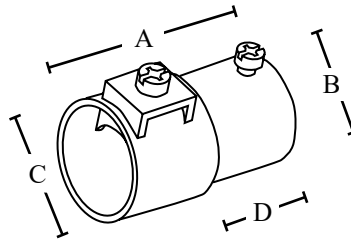
Standard Finish

- Zinc plated

Catalog Number	UPC	Size	KO	Unit Carton	Ship Case	Weight/Case	Opening Min.	Cable Max.	A	B	C
230TBS	85183	3/8"	1/2"	50	300	46	.437	.656	1.81	1.75	.94
231TBS	85184	1/2"	1/2"	25	150	39	.75	.937	2.13	2.13	1.25
232TBS	85185	3/4"	3/4"	20	120	38	.906	1.125	2.38	2.31	1.44

Top-Bite Combination Couplings

EMT Set Screw Type to Flex



Features

- Set screw type
- One piece tubular construction affording extra strength
- Dual gripping saddle clamps
- Saddle clamps ride up and down on screw for ease of installation
- Tri combo head screw

Applications

- To connect Flex, AC, and MC cables to EMT conduit

Standard Material

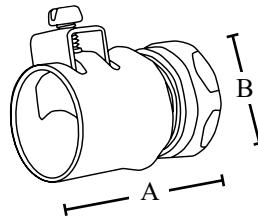
- Steel

Standard Finish

- Zinc plated

Catalog Number	UPC	Size	Unit Carton	Ship Case	Weight/Case	A	B	C	D
420TBS	85193	3/8"	50	250	21	1.563	.875	.75	.625
421TBS	85194	1/2"	25	125	17	2	.875	1.062	.625
422TBS	85195	3/4"	20	100	18	2.125	1.125	1.25	.8125

EMT Compression Type to Flex



Features

- Compression type
- One piece tubular construction affording extra strength
- Dual gripping saddle clamps
- Saddle clamps ride up and down on screw for ease of installation
- Tri combo head screw

Applications

- To connect Flex, AC, and MC cables to EMT conduit

Standard Material

- Steel

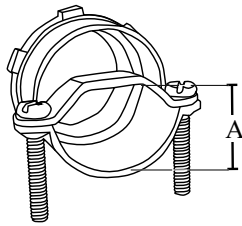
Standard Finish

- Zinc plated

Catalog Number	UPC	Size	Unit Carton	Ship Case	Weight/Case	Cable Opening Min.	Cable Opening Max.	A	B
430TBS	85190	3/8"	25	125	17	.28	.64	1.375	1.25
431TBS	85191	1/2"	25	125	22	.635	.93	1.563	1.25
432TBS	85192	3/4"	20	100	20	.81	1.125	1.563	1.438

Take All Connectors

MC, AC, NM, Round SE



Catalog Number	UPC	Size	Unit Carton	Ship Case	Weight/Case	Cable Diameter A (Min. - Max.)
TA50	86341	1/2"	25	250	18	.68 - .85
TA75	86342	3/4"	20	200	20	.94 - 1.08
TA100	86343	1"	10	100	14	1.15 - 1.25
TA125	86344	1-1/4"	10	100	21	1.34 - 1.45
TA150	86345	1-1/2"	5	50	14	1.70 - 1.845
TA200	86346	2"	5	50	19	2.07 - 2.18

Features

- Indoor dry location use only
- UL listed for MC, AC, NM, and SE round cables
- Reversible steel strap for multiple applications
- Tri-combination screw heads

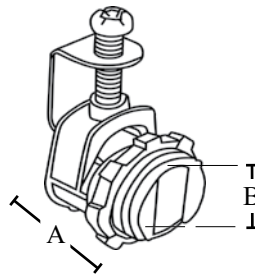
Applications

- Use to connect MC, AC, NM and round SE into box or enclosure

Standard Material

- Zinc body
- Zinc locknut
- Zinc plated steel screws
- Reversible steel strap

MC Cable Connector



Features

- UL listed for use with MC, AC, FMC, RWFMC, MCI, MCI-A and HCF cables
- Tri-combo screw head

Applications

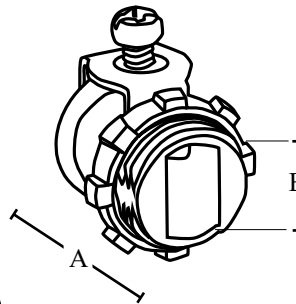
- Dry location use only: Use to connect NM, armored or metal clad cable to box or enclosure
- Use to connect steel or aluminum FMC, AC, MC, HCF cables and aluminum MCC and MCI-A cable to box or enclosure

Standard Material

- Zinc die cast
- Zinc plated steel strap

Catalog Number	UPC	Size	KO	Unit Carton	Ship Case	Weight/Case	A	B (Min.-Max.)
170	11380	3/8"	1/2"	50	500	40	.935	.40-.61

Low Profile Saddle Bite Connector



Features

- Tri-combo screw head
- UL listed for use with MC, AC, FMC, RWFMC, MCI and MCI-A cables

Applications

- Dry location use only
- Use to connect steel or aluminum FMC, AC, MC cables and aluminum MCC and MCI-A cable to box or enclosure

Standard Material

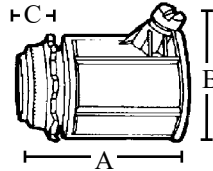
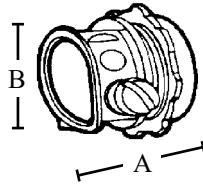
- Zinc die cast
- Zinc plated steel strap

Catalog Number	UPC	Size	KO	Unit Carton	Ship Case	Weight/Case	A	B (Min.-Max.)
170LP	86894	3/8"	1/2"	25	250	28	.935	.40-.50

Approved wires	
Armored Cable, Steel	14/2 – 10/4
Armored Cable, Aluminum	14/2 – 10/4
Metal Clad Cable, MCI, Steel	14/2 – 10/4
Metal Clad Cable, MCI, Aluminum	14/2 – 10/4
Metal Clad Cable, MCI-A, Aluminum	14/2 – 10/4
Metal Clad Cable, MCC Aluminum	14/2
FMC/RWFMC, Steel	3/8
FMC/RWFMC, Aluminum	3/8

BX, Flex Connectors

Set Screw Type - Straight



Features

- Set screw type
- Not suitable for aluminum jacketed cables or aluminum flexible metal conduit

Applications

- Indoor use only
- In a dry location
- Use to connect steel to a steel outlet box or other metal enclosure

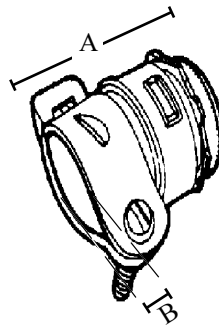
Standard Material

- Zinc die cast

Catalog Number	UPC	Size	KO	Unit Carton	Ship Case	Weight/Case	A	B	C or Range
130	10830	3/8"	1/2"	100	1000	50	.84	.64	.38-.63
121	10700	1/2"	1/2"	25	250	25	1.38	1.26	.38
121A	10701	3/4"	3/4"	25	250	25	1.54	1.50	.406

BX, Flex, NM and MC Cable Connectors

Squeeze Strap Type



Features

- Squeeze strap type

Applications

- Indoor use only
- In a dry location
- Use to connect flexible metallic conduit, AC, and MC cable to a steel outlet box or other metal enclosure

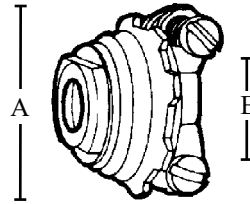
Standard Material

- Zinc
- Zinc plated steel strap

Catalog Number	UPC	Size	KO	Unit Carton	Ship Case	Weight/Case	A	B (Min.-Max.)
191	11530	3/8"	1/2"	25	250	25	1.41	.62-.78

Combination Cable Connectors

2 Screw Clamp Type



Features

- 2 screw clamp type

Applications

- Indoor use only
- In a dry location, use to connect flexible metallic conduit, AC, MC, MCI-A, HCF and NM cable to steel outlet box or other enclosure
- 3/8" size fits 1/2" knockout

Standard Material

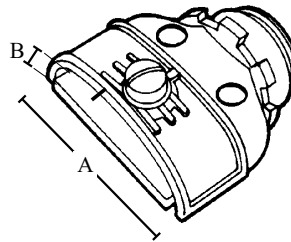
- Zinc



Catalog Number	UPC	Size	KO	Unit Carton	Ship Case	Weight/Case	B	
							A	(Min.-Max.)
140	10920	3/8"	1/2"	100	1000	60	1.192	.18-.63

Duplex Connectors

1 Screw Clamp Type



Features

- Fits aluminum smooth extruded MC range .210-.500
- Indoor use only
- Suitable for: #14-2 through #12-3 wire with ground NM sheathed cable, #14-2 wire steel armored cable, #14-2 wire with ground aluminum armored cable, 3/8" FMC, aluminum smooth sheath metal clad cable 0.410-0.500" diameter aluminum interlocked metal clad cable 0.460-0.538" diameter, steel interlocked metal clad cable 0.438-0.560" diameter
- 3/8" size fits 1/2" knockout

Applications

- In a dry location, use to connect two pieces of flexible metallic conduit, AC, MC, or NM sheathed cable, to a steel outlet box or other metal enclosure when using only one knockout opening

Standard Material

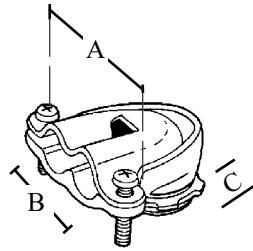
- Zinc



Catalog Number	UPC	Size	KO	Unit Carton	Ship Case	Weight/Case	B	
							A	(Min. -Max.)
350	13490	3/8"	1/2"	25	250	32	1.57	.13 - .65

Duplex Connectors

90° - For BX, Flex, NM and MC Cable



Features

- Duplex 2 screw clamp
- UL listed locknut
- NPSM thread
- Tri-combo screw head

Applications

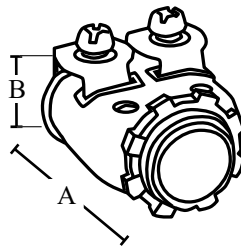
- Indoor dry location use only
- For armored cable, flexible metallic conduit, interlocked metal clad, NM and SE cables to a box or enclosure

Standard Material

- 561A - Malleable iron
- 561ADC - Zinc
- Stamped steel cover

Catalog Number	UPC	Size	KO	Unit Carton	Ship Case	Weight/Case	A	B	C
561A	15341	3/8"	1/2"	25	250	37	1.50	.858	.38
561ADC	86339	3/8"	1/2"	25	250	30	2.016	---	1.087

2 Screw - Saddle Bite Type - For BX, Flex and MC Cable



Features

- Provides flexibility of using 2 different size cables in one fitting with separate saddle clamps
- Tri-combo screw head
- UL listed for dry locations

Applications

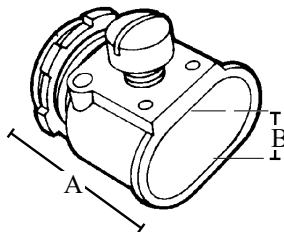
- Dry location only
- Use to connect steel or aluminum FMC, AC, MC cables and aluminum MCC and MCI-A cables to box or enclosure

Standard Material

- Zinc die cast

Catalog Number	UPC	Size	KO	Unit Carton	Ship Case	Weight/Case	A	B (Min.-Max.)
350DS	86895	3/8"	1/2"	10	100	17	.935	.40-.50

1 Screw - Set Screw Type - For BX, Flex



Features

- Duplex 2 screw clamp
- UL listed locknut
- Male hub NPT
- Tri-combo screw head
- Fits aluminum smooth extruded MC range .210-.500

Applications

- Indoor dry location use only
- Strap-type fitting used to connect flexible metallic conduit or armored cable to box or enclosure

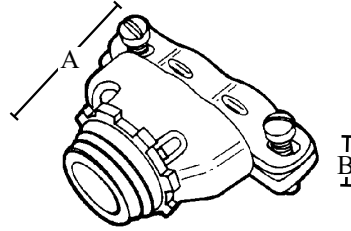
Standard Material

- Zinc die cast

Catalog Number	UPC	Size	KO	Unit Carton	Ship Case	Weight/Case	A	B (Min.)
370	13590	3/8"	1/2"	25	250	28	1.42	.63

Duplex Connectors

2 Screw - Clamp Type - For BX, Flex, NM & MC Cable - Zinc



Features

- Duplex 2 screw clamp type
- UL listed locknut
- Male hub NPT
- Tri-combo screw head

Applications

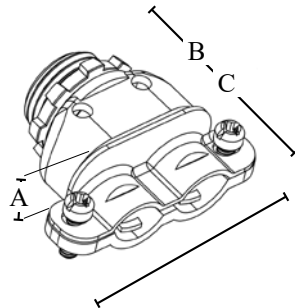
- Indoor dry location use only
- Strap-type fitting used to connect flexible metallic conduit or armored cable to box or enclosure

Standard Material

- Zinc die cast
- Zinc plated steel strap

Catalog Number	UPC	Size	KO	Unit Carton	Ship Case	Weight/Case	B	
							A	(Min. - Max.)
360	13500	3/8"	1/2"	25	250	32	1.68	.24 - .63

2 Screw - Clamp Type - For BX, Flex, NM & MC Cable Malleable Iron



Features

- Duplex 2 screw clamp type
- UL listed locknut
- Male hub NPT
- Tri-combo screw head

Applications

- Indoor dry location use only
- Strap-type fitting used to connect flexible metallic conduit or armored cable to box or enclosure

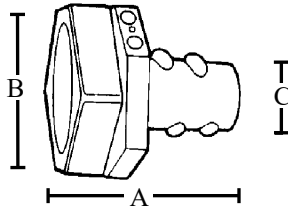
Standard Material

- Malleable iron

Catalog Number	UPC	Size	KO	Unit Carton	Ship Case	Weight/Case	A	B	C
							360M	86897	3/8"

Combination Couplings

Screw In Type - EMT Compression to Flex - Zinc



Features

- Screw in to compression type
- Combination coupling used to join flexible metallic conduit to EMT

Applications

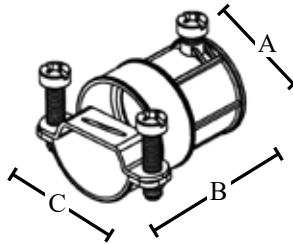
- Indoor use only
- Use to join EMT conduit to flexible metallic conduit
- Suitable for: 1/2" steel, steel reduced wall and aluminum flexible metal conduit to EMT and 3/4"-1" flexible metallic conduit to EMT

Standard Material

- Zinc die cast

Catalog Number	UPC	Size	Unit Carton	Ship Case	Weight/Case	A	B	C
131	10840	1/2" - 1/2"	50	500	40	1.66	1	.723
132	10850	3/4" - 3/4"	25	250	28	1.68	1.18	.931
133	10860	1" - 1"	25	250	58	1.895	1.625	1.07

Set Screw to Clamp Type - EMT to Flex - Zinc



Features

- Set screw to clamp type
- Tri-combo screw head
- EMT to flex combination coupling

Applications

- Indoor use only
- Use to join EMT conduit to flexible metallic conduit

Standard Material

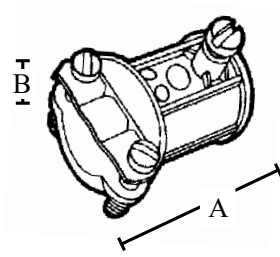
- Zinc die cast
- Zinc plated steel strap

Catalog Number	UPC	Size	Unit Carton	Ship Case	Weight/Case	A	B	C
181	11420	1/2" - 1/2"	25	250	25	1.13	1.66	1.58
182	11430	3/4" - 3/4"	---	100	15	1.34	1.91	1.81
182A	11431	1" - 1"	---	50	13	1.58	2.19	2.13

Combination Couplings

Set Screw to Clamp Type - EMT to BX or NM Cable

Zinc Die Cast



Features

- Set screw to clamp type
- Combination coupling used to join NM cable to EMT

Applications

- Indoor use only
- Use to join EMT to nonmetallic sheathed cable, #14/2, #12/3 or 2 #14/2

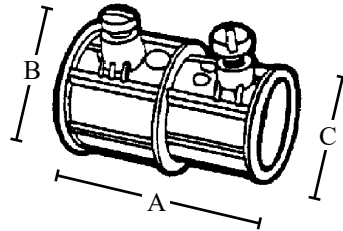
Standard Material

- Zinc die cast
- Zinc plated steel strap



Catalog Number	UPC	Size	Unit Carton	Ship Case	Weight/Case	B	
						A	(Min. - Max.)
180	11410	3/8" - 1/2"	50	500	40	1.35	.17 - .63

Set Screw Type - EMT to BX - Zinc



Features

- Set screw type
- Combination coupling used to join BX cable to EMT

Applications

- Indoor use only
- Use to join 1/2" EMT to 3/8" BX cable

Standard Material

- Zinc die cast



Catalog Number	UPC	Size	Unit Carton	Ship Case	Weight/Case	A	B	C
						590	15780	1/2" - 3/8"

BX, Flex Connectors

Straight - Squeeze Type - Zinc Die Cast



Features

- Squeeze type straight
- Available with insulated throat

Applications

- Indoor use only
- In a dry location, use to connect flexible metallic conduit and steel AC cable to a steel outlet box, load center or other metal enclosure
- The 3/8" can also be used with steel and aluminum MC cable
- 3/8" size fits 1/2" knockout
- Suitable for: 3/8" steel flexible conduit,

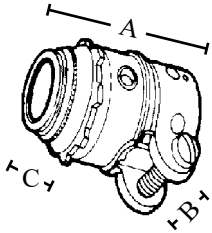
#14/2 metal conduit and #4-2 wire steel armored cable, 3/4" steel flexible metal conduit and #6-3 wire steel armored cable, 1" steel and reduced wall steel flexible metal conduit and #2-2 wire steel armored cable and 1-1/4" - 4" steel flexible metal conduit

Standard Material

- Zinc die cast

Applicable Third Party Standards

- UL Standard: UL 514B
- Fed. Spec: W-F-406E, W-F-406D
- NEMA: FB 1-2014



Catalog Number	UPC	Conduit Size	Unit Carton	Ship Case	Weight/Case	B			
						A	(Min.-Max.)	C	Screws
150	10990	3/8" 1/2" KO	50	500	35	1	.58-.61	.37	1
151	11000	1/2"	25	250	25	1.47	.74-.95	.40	1
152	11010	3/4"	25	250	32	1.58	.88-1.11	.40	1
153	11020	1"	10	100	20	1.75	1.14-1.38	.54	1
154	11030	1-1/4"	10	100	29	1.91	1.42-1.65	.64	1
155	11040	1-1/2"	5	50	20	2.09	1.68-1.94	.75	1
156	11050	2"	10	40	21	2.34	2.08-2.56	.74	1
157	11060	2-1/2"	---	10	9	2.81	2.85-3.25	.875	2
158	11070	3"	---	10	17	3.84	3.33-3.63	1.03	2
159	11080	3-1/2"	---	1	3	4.19	3.75-4.10	1.03	2
160	11090	4"	---	1	3	4.56	4.18-4.58	1.03	2

Straight - Squeeze Type with Insulated Throat

Zinc Die Cast



Features

- Squeeze type straight with insulated throat

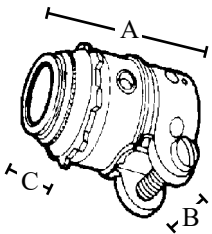
Applications

- Indoor use only
- In a dry location, use to connect flexible metallic conduit and steel AC cable to a steel outlet box, load center or other metal enclosure

- Suitable for: 1/2" steel flexible conduit, #14/2 metal conduit and #4-2 wire steel armored cable, 3/4" steel flexible metal conduit and #6-3 wire steel armored cable, 1" steel and reduced wall steel flexible metal conduit and #2-2 wire steel armored cable and 1-1/4" - 4" steel flexible metal conduit

Standard Material

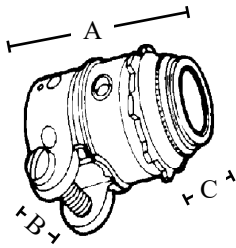
- Zinc die cast



Catalog Number	UPC	Conduit Size	Unit Carton	Ship Case	Weight/Case	B			
						A	(Min.-Max.)	C	Screws
151i	11001	1/2"	25	250	25	1.47	.74-.95	.40	1
152i	11011	3/4"	25	250	32	1.58	.88-1.11	.40	1
153i	11021	1"	10	100	20	1.75	1.14-1.38	.54	1
154i	11031	1-1/4"	10	100	29	1.91	1.42-1.65	.64	1
155i	11041	1-1/2"	5	50	20	2.09	1.68-1.94	.75	1
156i	11051	2"	10	40	21	2.34	2.08-2.56	.74	1

BX, Flex Connectors

Straight - Squeeze Type - Malleable Iron



Features

- Squeeze type straight

Applications

- Indoor use only
- In a dry location, use to connect flexible metallic conduit and steel AC cable to a steel outlet box, load center or other metal enclosure
- The 3/8" can also be used with steel and aluminum MC cable
- 3/8" size fits 1/2" knockout

- Suitable for: 3/8" steel flexible conduit, #14/2 metal conduit and #4-2 wire steel armored cable, 3/4" steel flexible metal conduit and #6-3 wire steel armored cable, 1" steel and reduced wall steel flexible metal conduit and #2-2 wire steel armored cable and 1-1/4" - 4" steel flexible metal conduit

Standard Material

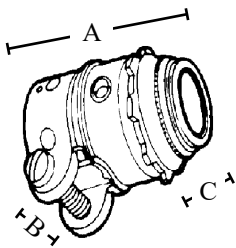
- Malleable iron

Standard Finish

- Zinc plated

Catalog Number	UPC	Conduit Size	Unit Carton	Ship Case	Weight/Case	Dimensions			
						A	B (Min.-Max.)	C	Screws
150M	83748	3/8" 1/2" KO	25	250	30	.93	.55 - .60	.50	1
151M	11100	1/2"	25	250	30	.94	.78 - .94	.50	1
152M	11110	3/4"	25	250	48	1.13	.91 - 1.08	.50	1
153M	11120	1"	10	100	26	1.19	1.28 - 1.44	.56	1
154M	11130	1-1/4"	10	100	39	1.25	1.44 - 1.63	.63	1
155M	11140	1-1/2"	5	50	33	1.88	1.63 - 1.88	.69	1
156M	11150	2"	---	20	21	2	2.19 - 2.38	.75	1
157M	11160	2-1/2"	---	10	14	2.06	2.7 - 2.95	.94	2
158M	11170	3"	---	2	4	2.25	3.13 - 3.50	.94	2
159M	11180	3-1/2"	---	1	5	3.56	3.72 - 4	1.25	2
160M	11190	4"	---	1	7	3.69	4.06 - 4.44	1.25	2

Straight - Squeeze Type with Insulated Throat - Malleable Iron



Features

- Squeeze type straight with insulated throat

Applications

- Indoor use only
- In a dry location, use to connect flexible metallic conduit and steel AC cable to a steel outlet box, load center or other metal enclosure

- Suitable for: 1/2" steel flexible conduit, #14/2 metal conduit and #4-2 wire steel armored cable, 3/4" steel flexible metal conduit and #6-3 wire steel armored cable, 1" steel and reduced wall steel flexible metal conduit and #2-2 wire steel armored cable and 1-1/4" - 4" steel flexible metal conduit

Standard Material

- Malleable iron

Standard Finish

- Zinc plated

Catalog Number	UPC	Conduit Size	Unit Carton	Ship Case	Weight/Case	Dimensions			
						A	B (Min.-Max.)	C	Screws
151Mi	11101	1/2"	25	250	12	.94	.78 - .94	.50	1
152Mi	11111	3/4"	25	250	19	1.13	.91 - 1.08	.50	1
153Mi	11121	1"	10	100	26	1.19	1.28 - 1.44	.56	1
154Mi	11131	1-1/4"	10	100	39	1.25	1.44 - 1.63	.63	1
155Mi	11141	1-1/2"	5	50	66	1.88	1.63 - 1.88	.69	1
156Mi	11151	2"	---	20	105	2	2.19 - 2.38	.75	1
157Mi	11161	2-1/2"	---	10	150	2.06	2.70 - 2.95	.94	2
158Mi	11171	3"	---	2	200	2.25	3.13 - 3.50	.94	2
159Mi	11181	3-1/2"	---	1	500	3.56	3.72 - 4	1.25	2
160Mi	11191	4"	---	1	700	3.69	4.06 - 4.44	1.25	2

BX, Flex Connectors

90° - Squeeze Type - Zinc



Features

- Squeeze type

Applications

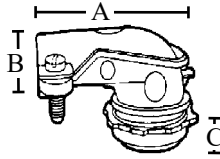
- Indoor use only
- In a dry location, use to connect flexible metallic conduit, AC and steel MC cable to a steel outlet box or other metal enclosure
- 3/8" size fits 1/2" knockout
- Suitable For: 3/8" - 3/4" steel and aluminum armored cable, steel and aluminum interlocked metal clad cable, flexible cord, and 1" - 4" flexible metallic conduit

Standard Material

- Zinc die cast
- Zinc plated steel strap

Applicable Third Party Standards

- UL Standard: UL 514B
- Fed. Spec: W-F-406E, W-F-406D
- NEMA: FB 1-2014



Catalog Number	UPC	Conduit Size	Unit Carton	Ship Case	Weight/Case	A	B (Min.-Max.)	C	Screws
100	10340	3/8" 1/2" KO	50	500	45	1.74	.43 - .72	.37	2
101	10350	1/2"	25	250	35	2.11	.64 - 1.03	.40	2
102	10360	3/4"	10	100	20	2.40	.76 - 1.15	.40	2
103	10370	1"	5	50	19	2.87	1.09 - 1.73	.54	2
104	10380	1-1/4"	10	40	20	4	1.34 - 1.97	.64	2
105	10390	1-1/2"	---	5	5	6	1.65 - 2.61	.75	2
106	10400	2"	---	5	6	6	1.54 - 2.54	.74	2
107	10410	2-1/2"	---	5	18	7.187	2.45 - 2.98	.875	4
108	10420	3"	---	2	9	7.875	2.93 - 3.45	1.031	4
109	10430	3-1/2"	---	1	9	9.40	3.28 - 3.95	1.031	4
110	10440	4"	---	1	10	10.20	3.68 - 4.43	1.031	4

90° - Squeeze Type with Insulated Throat - Zinc



Features

- Squeeze type with insulated throat

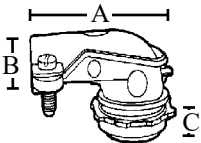
Applications

- Indoor use only
- In a dry location, use to connect flexible metallic conduit, AC and steel MC cable to a steel outlet box or other metal enclosure

- 3/8" size fits 1/2" knockout
- Suitable For: 3/8" - 3/4" steel and aluminum armored cable, steel and aluminum interlocked metal clad cable, flexible cord, and 1" - 2" flexible metallic conduit

Standard Material

- Zinc die cast



Catalog Number	UPC	Conduit Size	Unit Carton	Ship Case	Weight/Case	A	B (Min.-Max.)	C	Screws
100i	10341	3/8" 1/2" KO	50	500	45	1.74	.43 - .72	.37	2
101i	10351	1/2"	25	250	35	2.11	.64 - 1.03	.40	2
102i	10361	3/4"	10	100	20	2.40	.76 - 1.15	.40	2
103i	10371	1"	5	50	19	2.87	1.09 - 1.73	.54	2
104i	10381	1-1/4"	10	40	20	4	1.34 - 1.97	.64	2
105i	10391	1-1/2"	---	5	5	6	1.65 - 2.61	.75	2
106i	10401	2"	---	5	6	6	1.54 - 2.54	.74	2

BX, Flex Connectors

90° - Squeeze Type - Malleable Iron



Features

- Squeeze type

Applications

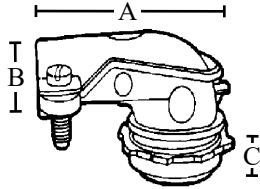
- Indoor use only
- In a dry location, use to connect flexible metallic conduit, AC and steel MC cable to a steel outlet box or other metal enclosure

Standard Material

- Malleable iron

Standard Finish

- Zinc plated



Catalog Number	UPC	Conduit Size	Unit Carton	Ship Case	Weight/Case	A	B (Min.-Max.)	C	Screws
100M	85239	3/8" 1/2" KO	25	250	40	1.75	.78 - .95	.44	2
101M	10510	1/2"	25	250	40	1.75	.78 - .95	.44	2
102M	10520	3/4"	10	100	30	1.81	.91 - 1.02	.44	2
103M	10530	1"	5	50	30	2.06	1.25 - 1.38	.56	2
104M	10540	1-1/4"	5	20	38	2.81	1.41 - 1.63	.56	2
105M	10550	1-1/2"	---	5	5	3.81	1.75 - 2	.56	2
106M	10560	2"	---	5	10	4.75	2.19 - 2.44	.69	2
107M	10570	2-1/2"	---	5	16	6.25	2.75 - 3	.88	4
108M	10580	3"	---	2	9	7.25	3.25 - 3.50	1	4
109M	10590	3-1/2"	---	1	14	10.25	3.70 - 4.16	1.25	4
110M	10600	4"	---	1	24	13	4.11 - 4.56	1.25	4

90° - Squeeze Type with Insulated Throat - Malleable Iron



Features

- Squeeze type with insulated throat

Applications

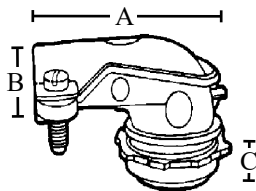
- Indoor use only
- In a dry location, use to connect flexible metallic conduit, AC and steel MC cable to a steel outlet box or other metal enclosure

Standard Material

- Malleable iron

Standard Finish

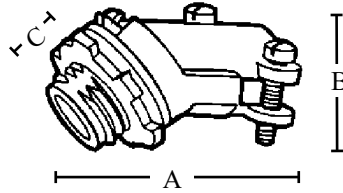
- Zinc plated



Catalog Number	UPC	Conduit Size	Unit Carton	Ship Case	Weight/Case	A	B (Min.-Max.)	C	Screws
101Mi	10511	1/2"	25	250	16	1.75	.78 - .95	.44	2
102Mi	10521	3/4"	10	100	30	1.81	.91 - 1.02	.44	2
103Mi	10531	1"	5	50	60	2.06	1.25 - 1.38	.56	2
104Mi	10541	1-1/4"	5	50	76	2.81	1.41 - 1.63	.56	2
105Mi	10551	1-1/2"	---	5	100	3.81	1.75 - 2	.56	2
106Mi	10561	2"	---	5	200	4.75	2.19 - 2.44	.69	2
107Mi	10571	2-1/2"	---	5	320	6.25	2.75 - 3	.88	4
108Mi	10581	3"	---	2	450	7.25	3.25 - 3.50	1	4
109Mi	10591	3-1/2"	---	1	1400	10.25	3.70 - 4.16	1.25	4
110Mi	10601	4"	---	1	2400	13	4.11 - 4.56	1.25	4

BX, Flex Connectors

45° - Squeeze Type



Features

- Squeeze type

Applications

- Indoor use only
- In a dry location, use to connect flexible metallic conduit, AC and steel MC cable to a steel outlet box or other metal enclosure

Standard Material

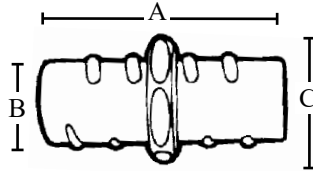
- Zinc die cast
- Zinc plated steel strap

Catalog Number	UPC	Conduit Size	KO	Unit Carton	Ship Case	Weight/Case	A	B	C
390	13670	3/8"	1/2"	50	500	45	1.588	1.132	.382

FITS MC RANGE
.620-780

Flex Couplings

Screw In Type



Features

- Screw in type coupling

Applications

- Indoor use only
- Use to join two pieces of flexible metallic conduit

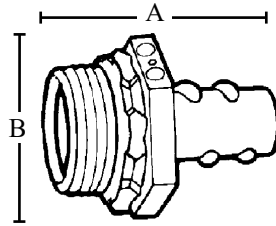
Standard Material

- Zinc die cast

Catalog Number	UPC	Conduit Size	Unit Carton	Ship Case	Weight/Case	A	B	C
461	14190	1/2"	50	500	30	1.80	.92	1.062
462	14200	3/4"	25	250	23	2.09	1.12	1.372
463	14210	1"	25	250	38	2.41	1.37	1.687
464	14220	1-1/4"	10	100	25	2.74	1.81	2.125
465	14230	1-1/2"	10	40	16	3.05	2.12	2.375
466	14240	2"	10	40	24	3.27	2.67	2.937

BX, Flex Connectors

Screw In Type



Features

- Screw in type

Applications

- Indoor use only
- Use to connect flexible metallic conduit to steel outlet box, load center or other metal enclosure
- 3/8" size fits 1/2" knockout
- 1-1/2"- steel and steel reduced wall flexible metallic conduit

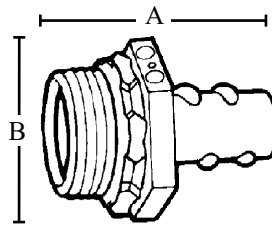
Standard Material

- Zinc die cast



Catalog Number	UPC	Size	Unit Carton	Ship Case	Weight/Case	A	B
450	14030	3/8" 1/2" KO	50	500	30	1.31	.92
451	14040	1/2"	50	500	30	1.38	.92
452	14050	3/4"	25	250	25	1.63	1.10
453	14060	1"	25	250	40	1.94	1.38
454	14070	1-1/4"	10	100	28	2.12	1.75
455	14080	1-1/2"	10	40	15	2.31	2.13
456	14090	2"	10	40	25	2.58	2.67

Screw In Type with Insulated Throat



Features

- Screw in type with insulated throat

Applications

- Indoor use only
- Use to connect flexible metallic conduit to steel outlet box, load center or other metal enclosure
- 3/8" size fits 1/2" knockout

Standard Material

- Zinc die cast



Catalog Number	UPC	Size	Unit Carton	Ship Case	Weight/Case	A	B
450i	14100	3/8" 1/2" KO	50	500	30	1.31	.92
451i	14110	1/2"	50	500	30	1.38	.92
452i	14120	3/4"	25	250	25	1.63	1.10
453i	14130	1"	25	250	40	1.94	1.38
454i	14140	1-1/4"	10	100	28	2.12	1.75
455i	14150	1-1/2"	10	40	15	2.31	2.13
456i	14160	2"	10	40	25	2.58	2.67

Flexible Steel Conduit

Coils and Reels



Features

- Corrosion resistant
- Smooth interior for easy wire pull through
- Easy to follow contours
- Crush resistant
- Solid wood reel attached with nylon threaded bolts

Applications

- For use as an electrical raceway in close quarters requiring extra flexibility

Standard Material

- Steel construction

Standard Finish

- Hot dip galvanized zinc coating

Coils

Catalog Number	UPC	Size	Feet/Coil	Ship Case	Weight/Case	Inside Diameter		Outside Diameter	
						Min.	Max.	Min.	Max.
5200	80341	3/8"	100'	100	15	.374	.376	.555	.571
5250	85482	3/8"	250'	250	37	.374	.376	.555	.571
5201	80342	1/2"	100'	100	21	.618	.634	.85	.866
5202	80343	3/4"	100'	100	25	.827	.846	1.043	1.063
5203	80345	1"	100'	100	45	1.039	1.059	1.28	1.299
5203C50	85524	1"	50'	50	24	1.039	1.059	1.28	1.299
5204	82011	1-1/4"	50'	50	24	1.319	1.343	1.512	1.535
5205	80346	1-1/2"	50'	50	30	1.496	1.52	1.827	1.85
5205C25	85526	1-1/2"	25'	25	16	1.496	1.52	1.827	1.85
5206	80347	2"	25'	25	19	2.047	2.075	2.335	2.362
5207	80348	2-1/2"	25'	25	26	2.52	2.559	2.913	2.953
5208	80349	3"	25'	25	31	3.071	3.110	3.465	3.504
5209	80350	3-1/2"	25'	25	34	3.504	3.551	3.909	3.957
5210	80351	4"	25'	25	34	4.094	4.154	4.449	4.508

Reels

Catalog Number	UPC	Size	Feet/Reel	Ship Case	Weight/Case	Inside Diameter		Outside Diameter	
						Min.	Max.	Min.	Max.
5200R	85240	3/8"	1000'	1000	159	.374	.376	.555	.571
5201R	85241	1/2"	500'	500	80	.618	.634	.85	.866
5201RL	85508	1/2"	1000'	1000	160	.618	.634	.85	.866
5202R	85242	3/4"	300'	300	48	.827	.846	1.043	1.063
5202R500	85523	3/4"	500'	500	80	.827	.846	1.043	1.063
5203R	85243	1"	200'	200	99	1.039	1.059	1.28	1.299
5203R300	85525	1"	300'	300	150	1.039	1.059	1.28	1.299
5204R	85244	1-1/4"	200'	200	104	1.319	1.343	1.512	1.535
5204R400	85589	1-1/4"	400'	400	52	1.319	1.343	1.512	1.535
5205R	85245	1-1/2"	100'	100	63	1.496	1.52	1.827	1.85
5206R	85246	2"	100'	100	81	2.047	2.075	2.335	2.362

Flexible Steel Conduit

UL Listed Coils and Reels



Coils

Catalog Number	UPC	Size	Feet Coil	Ship Case	Weight/Case	Thickness	Inside Diameter Min.	Inside Diameter Max.	Outside Diameter Min.	Outside Diameter Max.
5200C100UL	87291	3/8"	100'	100	23	.64	.393	.393	.56	.61
5200UL	87292	3/8"	250'	250	59	.64	.393	.393	.56	.61
5201UL	87293	1/2"	100'	100	29	.64	.625	.645	.86	.92
5202UL	87294	3/4"	100'	100	37	.64	.812	.835	1.045	1.105
5203UL	87295	1"	50'	50	31	.76	1	1.04	1.30	1.38
5204UL	87297	1-1/4"	50'	50	34	.76	1.25	1.30	1.55	1.63
5205UL	87298	1-1/2"	25'	25	19	.76	1.50	1.575	1.85	1.95
5206UL	87300	2"	25'	25	22	.76	2	2.08	2.35	2.454
5207UL	87301	2-1/2"	25'	25	44	1.05	2.50	2.70	2.86	3.06
5208UL	87302	3"	25'	25	51	1.05	3	3.20	3.36	3.56
5209UL	87303	3-1/2"	25'	25	61	1.05	3.50	3.50	3.86	4.60
5210UL	87304	4"	25'	25	72	1.05	4	4	4.36	4.56

Reels

Catalog Number	UPC	Size	Feet Reel	Ship Case	Weight/Case	Thickness	Inside Diameter Min.	Inside Diameter Max.	Outside Diameter Min.	Outside Diameter Max.
5200RUL	87305	3/8"	1000'	1000	250	.64	.393	.393	.56	.61
5201RUL	87306	1/2"	1000'	1000	316	.64	.625	.645	.86	.92
5201R500UL	87307	1/2"	500'	500	164	.64	.625	.645	.86	.92
5202RUL	87308	3/4"	1000'	1000	397	.64	.812	.835	1.045	1.105
5202R500UL	87309	3/4"	500'	500	203	.64	.812	.835	1.045	1.105
5203RUL	87310	1"	400'	400	265	.76	1	1.04	1.30	1.38
5204RUL	87311	1-1/4"	200'	200	154	.76	1.25	1.30	1.55	1.63
5205RUL	87312	1-1/2"	150'	150	129	.76	1.50	1.575	1.85	1.95
5206RUL	87313	2"	100'	100	107	.76	2	2.08	2.35	2.454

Features

- Corrosion and crush resistant
- Smooth interior for easy wire pull-through
- Easy installation to follow contours

Applications

- Voice, data, communications and video cables
- Motor feeder, branch and control circuit conductors and cables
- Elevators, escalators, and hoistways
- Concealed or exposed installations
- Metal raceway for wires and cables

Standard Material

- Galvanized steel

Standard Finish

- Hot dip galvanized zinc coating

Flexible Aluminum Conduit

Coils and Reels



Features

- Corrosion and crush resistant
- Lightweight, easy to cut
- Smooth interior for easy wire pull through
- Easy to follow contours

Applications

- For use as an electrical raceway in close quarters requiring extra flexibility; one-third the weight of steel
- For use with Topaz UL listed connectors 3-1/2" thru 4" HWA

Standard Material

- Aluminum alloy construction, with tempered alloy for maximum strength


Coils

Catalog Number	UPC	Size	Feet/Coil	Ship Case	Weight/Case	Inside Diameter		Outside Diameter	
						Min.	Max.	Min.	Max.
4300	86366	3/8"	250'	250	14	.374	.392	.559	.609
4300C100	86367	3/8"	100'	100	6	.374	.392	.559	.609
4301	86368	1/2"	100'	100	10	.625	.644	.859	.92
4302	86369	3/4"	100'	100	14	.811	.835	1.044	1.105
4303	86370	1"	50'	50	11	1	1.04	1.30	1.379
4304	86371	1-1/4"	50'	50	11	1.25	1.30	1.55	1.629
4305	86372	1-1/2"	25'	25	12	1.50	1.573	1.85	1.95
4306	86373	2"	25'	25	12	2	2.079	2.35	2.45
4307	86374	2-1/2"	25'	25	14	2.50	2.70	2.859	3.059
4308	86375	3"	25'	25	16	3	3.20	3.359	3.559
4309	86376	3-1/2"	25'	25	22	3.50	---	3.859	4.059
4310	86377	4"	25'	25	25	4	---	4.359	4.559

Reels

Catalog Number	UPC	Size	Feet/Reel	Ship Case	Weight/Case	Inside Diameter		Outside Diameter	
						Min.	Max.	Min.	Max.
4300R	86378	3/8"	1000'	1000	84	.374	.392	.559	.609
4301R	86379	1/2"	1000'	1000	118	.625	.644	.859	.92
4302R	86380	3/4"	500'	500	76	.811	.835	1.044	1.105
4303R	86381	1"	300'	300	74	1	1.04	1.30	1.379
4304R	86382	1-1/4"	200'	200	64	1.25	1.30	1.55	1.629
4305R	86383	1-1/2"	100'	100	41	1.50	1.573	1.85	1.95
4306R	86384	2"	100'	100	55	2	2.079	2.35	2.45

Anti Short Bushings



Features

- Sold in bulk or bags
- With pull tab

Applications

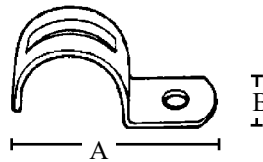
- Indoor use only
- Fits cable range: 14/2, 14/3, 12/2
- Insert one bushing at each end of conduit to protect wire

Standard Material

- Polyethylene

Catalog Number	UPC	Size	Flex Size	Per Bag	Ship Case	Weight/Case	A	B
0	10000	0	5/16"	35	500 Bags	15	.68	.59
1	10010	1	3/8"	35	400 Bags	12	.76	.63
2	10020	2	7/16"	35	300 Bags	18	.92	.68
3	10030	3	1/2"	20	200 Bags	16	1.13	.77
4	10040	4	3/4"	16	150 Bags	9	1.34	.88
BULK								
0B	10041	0	5/16"	---	5000	3	.68	.59
1B	10042	1	3/8"	---	5000	3	.76	.63
2B	10043	2	7/16"	---	2000	4	.92	.68
3B	10044	3	1/2"	---	2000	4	1.13	.77
4B	10045	4	3/4"	---	1000	3	1.34	.88

BX Strap One Hole



Features

- One hole
- Inverted rib provides extra strength

Applications

- Used to secure AC/BX cable to wood, masonry or similar surface

Standard Material



- Steel

Standard Finish

- Zinc plated

Catalog Number	UPC	Size	Unit Carton	Ship Case	Weight/Case	A	B
510BX	15590	14/2-10/3	100	1000	14	1.25	.48
1101TC	14868	1/4" Mini	100	1000	13	.625	.50
1105TC	14872	1/2"	100	1000	14	.75	.562
1106TC	14871	9/16"	100	1000	16	1	.625

Cable Support MC, NM Stud Wall



Features

- Designed with a flared edge for maximum cable protection
- Collapsible leg locks and secures cables for a snug fit
- Locating ribs to maintain cable separation
- NEC® 300.4D applicable

Applications

- Easily install and secure NM or MC cables to wood or metal studs
- Supports up to 6 runs of NM sheathed cable or 4 runs of MC and AC cables

Standard Material

- Steel

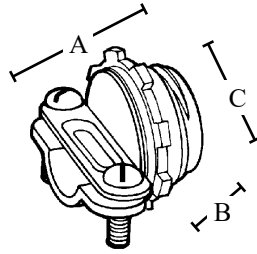
Standard Finish

- Zinc plated

Catalog Number	UPC	Unit Carton	Weight/Case	A	B	C
TZCJ6	01546	100	5	7.17	1.93	.91

NM Clamp Type Connectors

3/8" NM Cable



Features

- Fits NM Cable: #14/2, #12/2, #12/3, AWG or 2 # 14/2 AWG or flex cord .300 to .560 inches diameter 3/8" (1/2" KO)

Applications

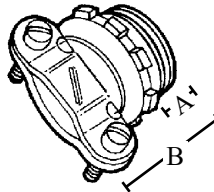
- For connecting non-metallic cable to box or enclosure

Standard Material

- Zinc die cast

Catalog Number	UPC	Size	Fits Cable	Unit Carton	Ship Case	Weight/Case	A	B	C
120	10690	3/8" 1/2"KO	NM Cable from 2#14-2 w/ground and 2#12-2 w/ground	100	1000	50	.814	.44	.92

For Oval NM Cable



Features

- Two tri-combo screws and zinc die cast locknut

Applications

- In a dry location, use to connect non-metallic sheathed cable to a steel outlet box or other metal enclosure

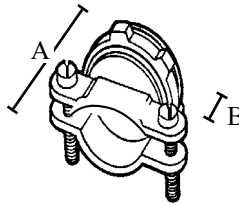
Standard Material

- Zinc die cast

Catalog Number	UPC	Size	Fits Cable	Unit Carton	Ship Case	Weight/Case	A	B
952	19500	3/4"	Oval NM 8-2 to 6-3	25	250	19	.42	1.03
953	19510	1"	Oval NM 8-3 to 4-3	25	250	34	.57	1.20
954	19520	1-1/4"	Oval NM 4-3 to 1-3	10	100	23	.64	1.32
955	19530	1-1/2"	Oval NM 1-3 to 1/0-3	10	100	31	.60	1.32
956	19540	2"	Oval NM 1/0-3 to 4/0-3	5	50	25	.71	1.55

All above take 2 cables

For NM and SE Round Cable



Features

- Non-watertight
- Two screws

Applications

- Indoor use only
- In a dry location, use to connect non-metallic sheathed cable to a steel outlet box or other metal enclosure

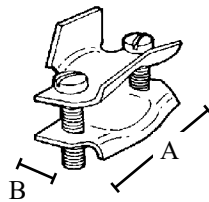
Standard Material

- Zinc die cast

Catalog Number	UPC	Size	Fits Cable	Unit Carton	Ship Case	Weight/Case	A	B
143R	10950	1"	SE Cable 6-3, 4-3, 4-2, 2-2 NM Cable 12-3, 12-4, 10-3, 10-4, 8-3, 8-2, 6-2, 4-2	25	250	37	1.19	.645
144R	10960	1-1/4"	SE Cable 10-2, 8-2, 6-2, 4-2 NM Cable 8-3, 6-3, 4-3, 2-3	10	100	24	1.33	.66
145R	10970	1-1/2"	SE Cables 3-3, 3-2, 3-1	10	100	34	1.47	.74
146R	10980	2"	SE Cables 3-4/0	5	50	23	1.62	.75

NM Box Connectors

2 Piece Clamp Butterfly Type



Features

- Versatile 2 piece clamp butterfly style design

Applications

- For connecting non-metallic cable to box or enclosure

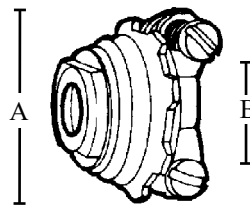
Standard Material

- Steel

Catalog Number	UPC	Size	Fits Cable	Unit Carton	Ship Case	Weight/Case	A	B
441	13990	3/8" to 1/2"	2 or 3#14, 12, 10, 8	100	1000	50	1.31	.64
442	14000	3/4" to 1"	2 or 3#8, 6, 4	50	500	35	1.75	.765
444	14010	1-1/4"	#2/0	25	250	25	2.12	.765
445	14020	1-1/2"	#3/0, #4/0	25	250	40	2.50	.78

Combination Cable Connectors

2 Screw Clamp Type



Features

- 2 screw clamp type

Applications

- Indoor use only
- In a dry location, use to connect flexible metallic conduit, AC, MC, MCI-A, HCF and NM cable to steel outlet box or other enclosure
- 3/8" size fits 1/2" knockout

Standard Material

- Zinc

Catalog Number	UPC	Size	KO	Unit Carton	Ship Case	Weight/Case	A	B (Min.-Max.)
140	10920	3/8"	1/2"	100	1000	60	1.192	.18-.63

Cable Connectors

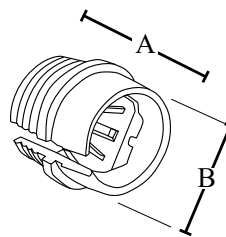
NM Sheathed



RCR50



RCR75



Features

- RCR50 easily installs in all 1/2" metal knockouts
- RCR75 easily installs in all 3/4" metal knockouts
- Locknut not required.
- Retrofit design allows you to install from the inside or outside of enclosure

Applications

- Remodel work or new construction
- For use with non-metallic sheathed cable to box or enclosure

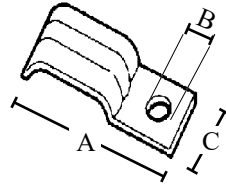
Standard Material

- Plastic 105°C rated

Catalog Number	UPC	KO Size	Cable Range		Unit Carton	Ship Case	Weight/Case	A	B
			One Cable	Two Cable					
RCR50	85171	1/2"	14/2, 12/2, 10/2, 14/3, 12/3, 10/3	14/2, 12/2, 14/3	100	1000	4	1	.50
RCR75	85170	3/4"	8/3, 6/3	---	50	500	3	1.10	.75

NM Strap

1 Hole



Features

- Inverted rib provides extra strength

Applications

- Securely affix cables, tubing, pipe and EMT



Standard Material

- Steel

Catalog Number	UPC	Size	Unit Carton	Ship Case	Weight/Case	A	B	C
510RX	15600	14/2, 12/2	100	1000	14	1.08	.28	.50

Cable Support

MC, NM Stud Wall



Features

- Designed with a flared edge for maximum cable protection
- Collapsible leg locks and secures cables for a snug fit
- Locating ribs to maintain cable separation
- NEC® 300.4D applicable

Applications

- Easily install and secure NM or MC cables to wood or metal studs
- Supports up to 6 runs of NM sheathed cable or 4 runs of MC and AC cables

Standard Material

- Steel

Standard Finish

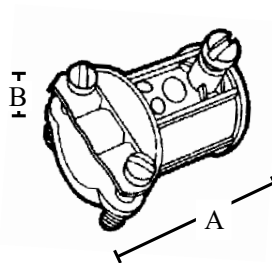
- Zinc plated

Catalog Number	UPC	Unit Carton	Weight/Case	A	B	C
TZCJ6	01546	100	5	7.17	1.93	.91

Combination Couplings

Set Screw to Clamp Type - EMT to BX or NM Cable

Zinc Die Cast



Features

- Set screw to clamp type
- Combination coupling used to join NM cable to EMT

Applications

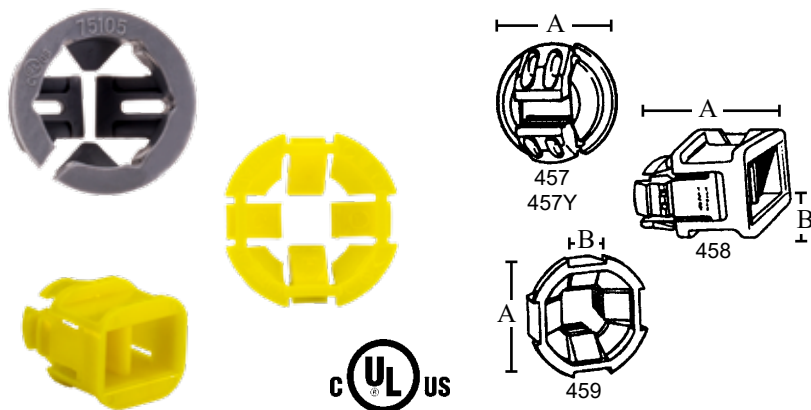
- Indoor use only
- Use to join EMT to nonmetallic sheathed cable, #14/2, #12/3 or 2 #14/2

Standard Material

- Zinc die cast
- Zinc plated steel strap

Catalog Number	UPC	Size	Unit Carton	Ship Case	Weight/Case	A	B (Min. -Max.)
180	11410	1/2" - 3/8"	50	500	40	1.35	.17 - .63

NM Snap-In Connectors



Features

- 1/2" or 3/4" knockouts

Applications

- Multiple knockout sizes accommodate many applications
- Connects NM cable in a dry location

Standard Material


- Plastic

Catalog Number	UPC	KO Size	Wire Size	Unit Carton	Ship Case	Weight/Case	A	B
457	14091	1/2"	14/2 & 12/2	100	1000	5	1	---
457Y*	00964	1/2"	14/2 & 12/2	100	1000	5	1	---
458	14092	1/2"	2-Wire Two : 14/2 or 12/2 One : 14/2 or 12/2 One : 14/2 or 10/2 One : 12/2 or 10/2	50	500	9	1.25	.25
459	14093	3/4"	One : 14/3 or 12/3 One : 10/2, 8/3 or 6/3	50	500	5	1.0938	.375

* Yellow

Duplex Connectors

1 Screw Clamp Type - For BX, Flex, NM & MC Cable



Features

- Fits aluminum smooth extruded MC range .210-.500
- Indoor use only
- Suitable for: #14-2 through #12-3 wire with ground NM sheathed cable, #14-2 wire steel armored cable, #14-2 wire with ground aluminum armored cable, 3/8" FMC, aluminum smooth sheath metal clad cable 0.410-0.500" diameter aluminum interlocked metal clad cable 0.460-0.538" diameter, steel interlocked metal clad cable 0.438-0.560" diameter
- 3/8" size fits 1/2" knockout

Applications

- In a dry location, use to connect two pieces of flexible metallic conduit, AC, MC, or NM sheathed cable, to a steel outlet box or other metal enclosure when using only one knockout opening

Standard Material

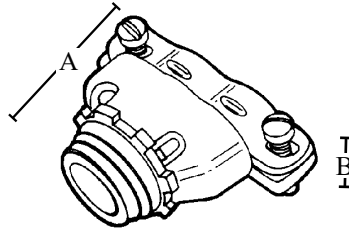
- Zinc

Catalog Number	UPC	Size	KO Size	Unit Carton	Ship Case	Weight/Case	A	B (Min. -Max.)
350	13490	3/8"	1/2"	25	250	32	1.57	.13 - .65

Duplex Connectors

2 Screw - Clamp Type - For BX, Flex, NM & MC Cable

Zinc



Features

- Duplex 2 screw clamp type
- UL listed locknut
- Male hub NPT
- Tri-combo screw head

Applications

- Indoor dry location use only
- Strap-type fitting used to connect flexible metal conduit or armored cable to box or enclosure

Standard Material

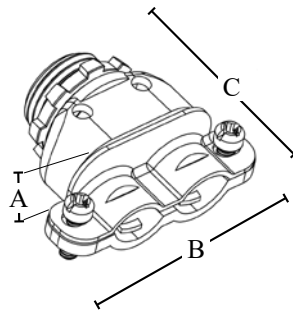
- Zinc die cast
- Zinc plated steel strap

Catalog Number	UPC	Size	KO Size	Unit Carton	Ship Case	Weight/Case	A	B (Min. - Max.)
360	13500	3/8"	1/2"	25	250	32	1.68	.24 - .63

Cable type	Cable size	Cable Diameter
Armored Cable, Steel	14/2 - 10/3	.48-.58
Armored Cable, Aluminum	14/2 - 10/3	.46-.50
MCI-Aluminum	14/2 - 10/3	.488-.810
MCI-Steel	14/2 - 10/3	.47-.60
MCI-A, Aluminum	14/2 - 10/3	.370-.495
HCF, MCI A Aluminum	12/2 - 10/2	.418-.495

2 Screw - Clamp Type - For BX, Flex, NM & MC Cable

Malleable Iron



Features

- Duplex 2 screw clamp type
- UL listed locknut
- Male hub NPT
- Tri-combo screw head

Applications

- Indoor dry location use only
- Strap-type fitting used to connect flexible metal conduit or armored cable to box or enclosure

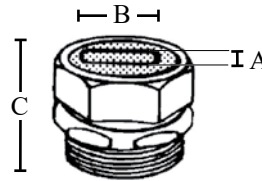
Standard Material

- Malleable iron

Catalog Number	UPC	Size	KO Size	Unit Carton	Ship Case	Weight/Case	A	B	C
360M	86897	3/8"	1/2"	10	100	16	.83	2.17	1.59

Watertight Connectors

Compression Type



Features

- Compression type
- Rubber grommet

Applications

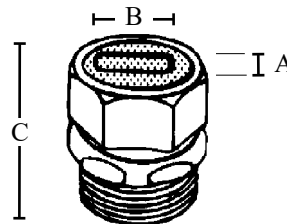
- Use to secure SE/SEU cable to metal enclosures
- For SE/SEU flat style cable; two insulating conductors

Standard Material

- Zinc die cast

Catalog Number	UPC	Size	Wire Size	Unit Carton	Ship Case	Weight/Case	Grommet Opening		
							A	B	C
873	18750	1"	3#8	10	100	34	.41 x .65	1.875	
873A	18760	1"	3#6	10	100	34	.46 x .715	1.875	
873B	18770	1"	3#4	10	100	34	.53 x .85	1.875	
874	18780	1-1/4"	3#3	10	100	52	.55 x .91	1.937	
874A	18790	1-1/4"	3#2	10	100	52	.58 x .96	1.937	
874B	18800	1-1/4"	3#1	10	100	52	.66 x 1.12	1.937	
875	18810	1-1/2"	3#1/0	5	50	33	.705 x 1.195	2.375	
875A	18820	1-1/2"	3#2/0	5	50	32	.74 x 1.235	2.375	
876	18830	2"	3#1/0	5	50	44	.705 x 1.195	2.25	
876A	18840	2"	3#2/0	5	50	44	.74 x 1.235	2.25	
876B	18850	2"	3#3/0	5	50	44	.83 x 1.415	2.25	
876C	18860	2"	3#4/0	5	50	44	.85 x 1.54	2.25	
876D	18870	2"	3#4/0	5	50	44	.995 x 1.58	2.25	

For UF Cable



Features

- Compression type
- Rubber grommet

Applications

- Use to secure SE/SEU cable to metal enclosures
- Use to connect UF cable to a waterproof box with a threaded hub
- For SE/SEU flat style cable; two insulating conductors

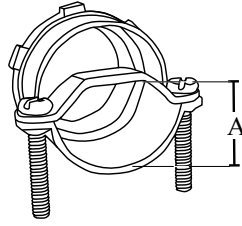
Standard Material

- Steel or zinc die cast

Catalog Number	UPC	Size	Wire Size	Unit Carton	Ship Case	Weight/Case	Grommet Opening		
							A	B	C
Zinc									
871	18730	1/2"	2#14	25	250	43	.22 x .44	1.437	
872	18740	3/4"	3#14	25	250	65	.22 x .44	1.75	
Steel									
871S	18731	1/2" Steel	2#14	25	250	30	.22 x .44	1.437	
872S	18741	3/4" Steel	3#14	25	250	45	.22 x .44	1.75	

Take All Connectors

MC, AC, NM, Round SE



Features

- Indoor dry location use only
- UL listed for MC, AC, NM, and SE round cables
- Reversible steel strap for multiple applications
- Tri-combination screw heads

Applications

- Use to connect MC, AC, NM and round SE into box or enclosure

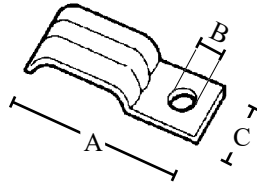
Standard Material

- Zinc body
- Zinc locknut
- Zinc plated steel screws
- Reversible steel strap

Catalog Number	UPC	Size	Unit Carton	Ship Case	Weight/Case	Cable Diameter A (Min. - Max.)
TA50	86341	1/2"	25	250	18	.68 - .85
TA75	86342	3/4"	20	200	20	.94 - 1.08
TA100	86343	1"	10	100	14	1.15 - 1.25
TA125	86344	1-1/4"	10	100	21	1.34 - 1.45
TA150	86345	1-1/2"	5	50	14	1.70 - 1.845
TA200	86346	2"	5	50	19	2.07 - 2.18

SE Straps

One Hole - Steel



Features

- One hole
- Inverted rib provides extra strength

Applications

- Use to secure service entrance cable to wood and masonry

Standard Material

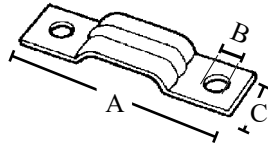
- Steel

Standard Finish

- Zinc plated

Catalog Number	UPC	Size	Unit Carton	Ship Case	Weight/Case	A	B	C
501	14870	3#8, 6, 4	100	1000	20	1.695	.25	.57
502	14880	3#3, 2	100	1000	20	1.95	.25	.58
503	14890	3#1/0, 2/0	25	250	18	2.48	.35	1
504	14900	3#3/0, 4/0	25	250	20	2.795	.35	1.01

Two Hole - Steel



Features

- Two hole enables greater load bearing

Applications

- Use to secure service entrance cable to wood and masonry

Standard Material

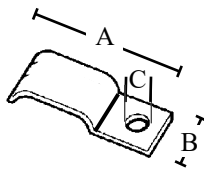
- Steel

Standard Finish

- Zinc plated

Catalog Number	UPC	Size	Unit Carton	Ship Case	Weight/Case	A	B	C
506	14910	3#8, 6, 4	100	1000	26	2.395	.25	.75
507	14920	3#3, 2	100	1000	28	2.74	.25	.75
508	14930	3#1/0, 2/0	25	250	11	3.15	.25	.75
509	14940	3#3/0, 4/0	25	250	10	3.485	.25	.75

One Hole - Aluminum



Features

- One hole
- Inverted rib provides extra strength

Applications

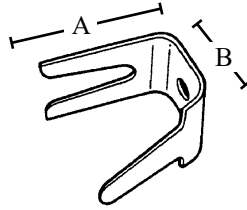
- Use to secure service entrance cable to wood and masonry

Standard Material

- Aluminum

Catalog Number	UPC	Size	Unit Carton	Ship Case	Weight/Case	A	B	C
232A	12015	3#3-2	100	1000	2	2.0625	.625	.25
282A	12055	3#1/0, 2/0 SE	50	500	5	2.625	.75	.26
284A	12056	3#3/0, 4/0 SE	50	500	5	2.9375	1	.32

SE Lock Over Clips



Features

- Securely attaches cable to fascia board

Applications

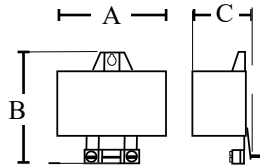
- Fast and easy installation for service entrance cables

Standard Material

- Aluminum

Catalog Number	UPC	Size	Unit Carton	Ship Case	Weight/Case	A	B
136	10880	4/3	100	1000	10	1.52	.75
137	10890	2/3	100	1000	15	1.62	.75
138	10900	2/0	50	500	20	1.82	.89
139	10910	4/0	50	500	25	2.20	1

Service Entrance Hoods



Features

- Constructed of crush proof PVC
- Eliminates sharp edges to avoid abrasion

Applications

- Required in overhead applications

Standard Material

- PVC

Catalog Number	UPC	Size	Ship Case	Weight/Case	A	B	C
709	17432	3#3-1	10	5	.425	5	2
710	17434	3#2/0-4/0	10	6	6	5.19	2.50

Rigid Offset Reducers



Features

- Reduces conduit size to accommodate an existing knockout
- To offset the raceway

Applications

- Add space to move conduit further away from wall

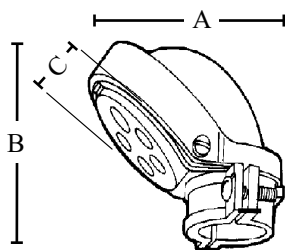
Standard Material

- Aluminum

Catalog Number	UPC	Size	Ship Case	Weight/Case
1203	23386	2" x 1-1/4"	50	22
1204	19767	2-1/2" x 2"	25	21

Service Entrance Caps

Clamp On Type



Features

- Provides water resistant cap to protect service entrance cables
- Clamp on style for unthreaded conduit

Applications

- Use in an overhead service entrance
- Mounts on top of EMT, Rigid, or IMC conduit
- Serves as a connecting point for the service entrance wires

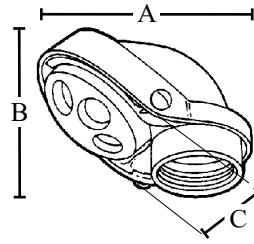
Standard Material

- Aluminum
- Steel strap

Catalog Number	UPC	Size	Inside Hole Size	# Holes	Unit Carton	Ship Case	Weight/Case	A	B	C
731	17640	1/2"	19/64"	4	10	50	9	2.93	2.62	2
732	17650	3/4"	3/8" 13/32"	2 3	10	50	13	3.25	2.75	2.37
733	17660	1"	7/16" 1/2"	2 3	5	25	8	3.50	3.25	2.62
734	17670	1-1/4"	27/64" 5/8"	2 3	5	25	12	4.50	3.25	3
735	17680	1-1/2"	19/32" 7/16" 3/4"	2 1 3	3	15	10	5	4.75	3.31
736	17690	2"	17/32" 3/4" 1"	1 2 3	---	5	5	6.75	6	4.62
737	17700	2-1/2"	7/8" 1" 1-5/16"	3 1 3	---	1	3	10.50	7.50	6
738	17710	3"	7/8" 1" 1-5/16"	3 1 3	---	1	3	11.50	9	8
739	17720	3-1/2"	1-1/8" 1-3/4"	4 3	---	1	5	12	9	8
740	17730	4"	1-1/8" 1-3/4"	4 3	---	1	4	12	9	8

Service Entrance Caps

Threaded Type



Features

- Provides water resistant cap to protect service entrance cables
- Threaded style enables easy installation

Applications

- Use in an overhead service entrance
- Mounts on top of Rigid, or IMC conduit
- Serves as a connecting point for the service entrance wires

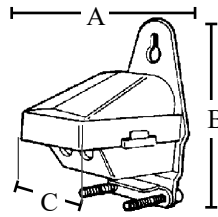
Standard Material

- Aluminum

Catalog Number	UPC	Size	Inside Hole Size	# Holes	Unit Carton	Ship Case	Weight/Case	A	B	C
741	17740	1/2"	19/64"	4	5	50	12	2.68	2.60	2
742	17750	3/4"	3/8" 13/32"	2 3	5	50	15	3.80	2.72	2.37
743	17760	1"	7/16" 1/2"	2 3	---	50	15	3.32	3.11	2.62
744	17770	1-1/4"	27/64" 5/8"	2 3	---	20	10	4.46	3.20	3
745	17780	1-1/2"	19/32" 7/16" 3/4"	2 1 3	---	10	7	4.85	4.34	3.31
746	17790	2"	17/32" 3/4" 1"	1 2 3	---	5	4	6.62	5.44	4.62
747	17800	2-1/2"	7/8" 1" 1-5/16"	3 1 3	---	2	8	9.74	7.80	6
748	17810	3"	7/8" 1" 1-5/16"	3 1 3	---	1	6	10.50	8	8
749	17820	3-1/2"	1-1/8" 1-3/4"	4 3	---	1	6	13.02	9.39	8
750	17830	4"	1-1/8" 1-3/4"	2 4	---	1	7	13.14	8.54	8
750A	17840	5"	1-1/8" 1-3/4"	2 4	---	1	12	11.28	8.77	8.25
750B	17850	6"	1-1/8" 1-3/4"	2 4	---	1	14	12.25	9.76	8.25

Service Entrance Caps

PVC



Features

- Heavy duty construction
- Snap on cover

Applications

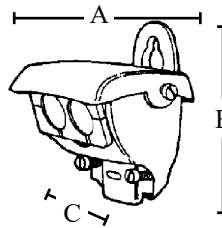
- Use as a connecting point in an overhead service entrance for SEU cable
- Fits 2/3, 3#2/0 and #4/0 cables

Standard Material

- PVC

Catalog Number	UPC	Fits Cable	Ship Case	Weight/Case	A	B	C
727	17610	2/3	30	8	2.75	2.75	1.87
729	17630	3#2/0, #4/0	10	11	4.25	4.25	3

Clamp On With Split Insulator



Features

- Provides water resistant cap when mounted on conduit
- Eliminates sharp edges to protect wire

Applications

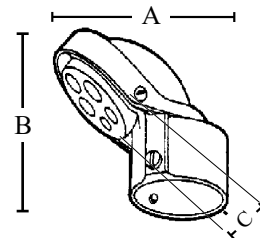
- Required in overhead applications
- Fits 3#8 to 3#1 and #1/0 to 4/0 cables

Standard Material

- Zinc die cast
- Steel strap

Catalog Number	UPC	Fits Cable	Ship Case	Weight/Case	A	B	C
707	17420	3#8 to 3#1	20	8	2.37	2.25	2.25
708	17430	1/0 to 4/0	10	11	4.93	3.12	3.75

Set Screw Type



Features

- Eliminates sharp edges to protect wire
- Extended hood

Applications

- Required in overhead applications
- For 2" to 2-1/2" pipe sizes

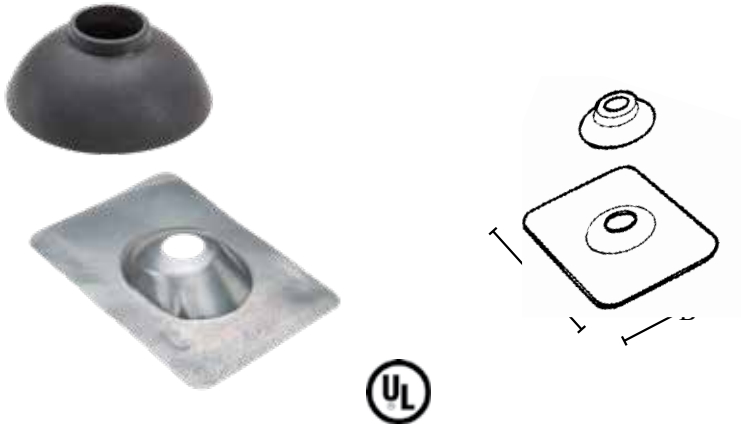
Standard Material

- Aluminum

Catalog Number	UPC	Pipe Size	Head Size	Ship Case	Weight/Case	A	B	C
704	17390	2"	1-1/4"	10	10	4.75	4	3.12
705	17400	2-1/2"	1-1/4"	10	20	5.25	4	3
706	17410	2-1/2"	2"	10	20	7	5.50	4.50

Roof Flashings

Galvanized with Neoprene Seal



Features

- Strong galvanized steel with neoprene seal
- Flexible collar

Applications

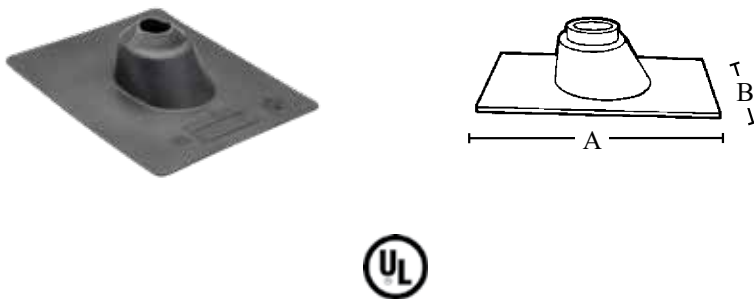
- Watertight protection for service entrance conduit or ventilation pipes
- Directs water flow away from riser pipe entry point

Standard Material

- Galvanized steel
- Neoprene seal

Catalog Number	UPC	Size	Ship Case	Weight/Case	A	B
984	19660	1-1/4"	25	18	12.50	8.75
985	19670	1-1/2"	25	24	12.50	8.375
986	19680	2"	25	24	14.50	10.75
987	19690	2-1/2"	25	25	14.50	10.75

Neoprene



Features

- Repels weather related damage from snow, ice and rain
- No caulking required
- Durable neoprene construction

Applications

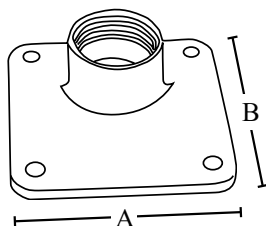
- Watertight protection for service entrance conduit or ventilation pipes
- Directs water flow away from riser pipe entry point

Standard Material

- Neoprene

Catalog Number	UPC	Size	Ship Case	Weight/Case	A	B
994	19730	1-1/4" - 1-1/2"	12	5	12.50	8.75
995	19740	2"	12	5	12.50	8.375
996	19750	2-1/2"	12	5	14.50	10.75
997	19760	3"	12	6	14.50	10.75

Meter Hubs



Features

- Includes hardware
- Corrosion resistant construction withstands inclement weather
- Mounting hole space is 2.5" on center

Applications

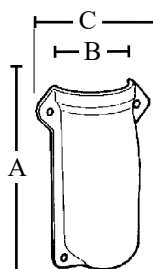
- Attach to meter boxes or enclosures to provide threaded opening for conductors

Standard Material

- Zinc die cast

Catalog Number	UPC	Size	Ship Case	Weight/Case	A	B
9663	85021	1"	10	3	3.25	3.25
9674	85022	1-1/4"	10	2	3.25	3.25
9685	85023	1-1/2"	10	2	3.25	3.25
9696	85024	2"	10	2	3.25	3.25
9707	85025	2-1/2"	10	2	3.25	3.25

Sill Plates



Features

- Accompanying sealing compound and screws ensures watertight seal
- Domed top offers maximum protection

Applications

- Protects wires and aluminum entry holes
- Sizes for EMT and SEU

Standard Material

- Zinc die cast

Catalog Number	UPC	Size	Unit Carton	Ship Case	Weight/Case	A	B	C
591	15790	1/2" EMT & 3/4" EMT	10	100	10	2.37	1	2.61
593	15800	1" EMT & 3/3 SEU	10	100	40	2.50	1.25	3
594	15810	1-1/4" EMT & 2/3 SEU	---	25	15	2.61	1.56	3.76
595	15811	1-1/2" EMT	---	25	11	3.580	1.738	3.568
596	15820	4/0 SEU	---	20	17	5.81	1.88	3.48
596A	15821	2" EMT	---	25	16	4.20	2.29	4.76

Duct-Seal Weatherproof Compound

Gray, Asbestos Free



Features

- Permanently soft
- Non-corrosive to metals or plastics; will not harm skin
- Adheres to clean surfaces

Applications

- Forms water and air tight seals around junction boxes
- Deadens switch gear panel noise

Standard Material

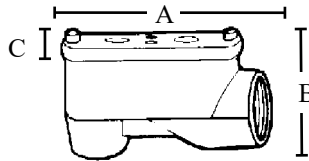
- Non toxic compound; asbestos free

Catalog Number	UPC	Size	Ship Case	Weight/Case
961	19550	1 Lb.	50	50
965	19560	5 Lb.	10	50

Service Entrance ELLS-SLB



E148716



Features

- Provides easy access for service
- Includes cover and gasket

Applications

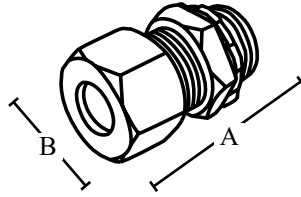
- Enables effortless wire pulling when raceway alters direction

Standard Material

- Die cast copper free aluminum

Catalog Number	UPC	Size	Unit Carton	Ship Case	Weight/Case	A	B	C
211	11650	1/2"	10	50	13	3.155	1.187	1.375
212	11660	3/4"	10	50	16	3.47	1.36	1.625
213	11670	1"	5	25	12	4.18	1.72	1.9375
214	11680	1-1/4"	2	10	8	5.515	2.178	2.4375
214XL	11682	1-1/4" Long	---	2	3	6.095	2.41	2.6875
215	11690	1-1/2"	1	5	6	6.595	2.846	3.0625
216	11700	2"	1	5	10	7.91	2.75	2.75
216XL	11702	2" Long	---	1	3	7.74	3.88	3.375

Kenny Clamps



Features

- Use as a grounding and bonding connector
- 1/2" knockout

Applications

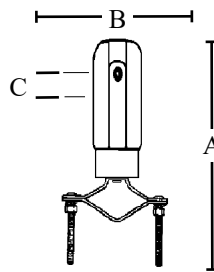
- Bonds a grounding electrode conductor to metallic conduit panel boards or transformer enclosures

Standard Material

- Brass

Catalog Number	UPC	Size	KO Size	Unit Carton	Ship Case	Weight/Case	A	B
1750	83964	3/0 Stranded	1/2"	10	100	35	1.75	1.0625
1751	83965	2/0 Stranded	1/2"	10	100	35	1.75	1.0625
1752	83966	1/0 Stranded	1/2"	10	100	35	1.75	1.0625
1753	83967	2 Stranded	1/2"	10	100	35	1.75	1.0625
1754	83968	4 Solid	1/2"	10	100	35	1.75	1.0625
1755	83969	4 Stranded	1/2"	10	100	35	1.75	1.0625
1756	83970	6 Solid	1/2"	10	100	35	1.75	1.0625
1757	83971	6 Stranded	1/2"	10	100	35	1.75	1.0625
1758	83972	8 Solid	1/2"	10	100	35	1.75	1.0625
1759	83973	8 Stranded	1/2"	10	100	35	1.75	1.0625

Wireholders Adjustable



Features

- Corrosion resistant and electro-galvanized finish ensure a long product life in all climates
- The unique design allows for safe and secure installation of power drop cables on the outside of buildings

Applications

- Protects sheathing and ensures performance

Standard Material

- Porcelain/steel

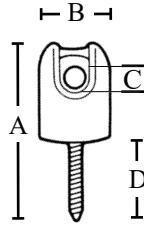
Standard Finish

- Steel parts are electro-galvanized

Catalog Number	UPC	Size	Ship Case	Weight/Case	A	B	Opening C
999	70240	1-1/4" - 3"	20	34	7.62	5.60	1 x .875

Wireholders

Light Duty with Lag Screw



Features

- Light duty
- Includes lag screw
- Single-point wireholders are strong and compact
- Heavy cup-base and strap is a single steel stamping, to which the screw is rigidly assembled

Applications

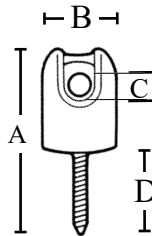
- Secure wires before entry into a mast or SE cap

Standard Material

- Porcelain/steel

Catalog Number	UPC	Lag	Ship Case	Weight/Case	Opening			
					A	B	C	D
1001	70260	1-11/16"	100	25	3.0625	1.375	.5 x .375	1.687

Medium Duty with Lag Screw



Features

- Medium duty
- Includes lag screw
- Single-point wireholders are strong and compact
- Heavy cup-base and strap is a single steel stamping, to which the screw is rigidly assembled

Applications

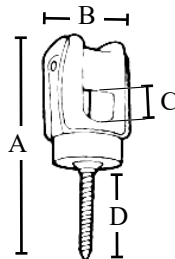
- Secure wires before entry into a mast or SE cap

Standard Material

- Porcelain/steel

Catalog Number	UPC	Lag	Ship Case	Weight/Case	Opening			
					A	B	C	D
1002	70270	2-1/4"	50	32	5.25	1.968	.5 x .375	2.25

Heavy Duty with Lag Screw



Features

- Heavy duty
- Includes lag screw
- Single-point wireholders are strong and compact
- Heavy cup-base and strap is a single steel stamping, to which the screw is rigidly assembled

Applications

- Secure wires before entry into a mast or SE cap

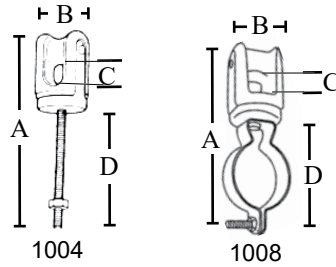
Standard Material

- Porcelain/steel reinforced

Catalog Number	UPC	Lag	Ship Case	Weight/Case	Opening			
					A	B	C	D
1003	70280	2-1/4"	50	34	6.1563	1.875	1 x .875	2.25

Wireholders

Heavy Duty



Features

- Heavy duty for optimal performance
- Protects sheathing
- Bolt or hanger assembly

Applications

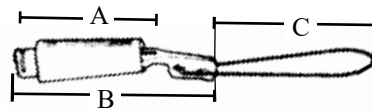
- Secure wires before their entry into a mast or SE cap

Standard Material

- Porcelain/steel

Catalog Number	UPC	Bolt Size	Size	Ship Case	Weight/Case	A	B	Opening C	D
1004	70290	3/8" X 5"	---	25	22	8.156	1.875	1 x .875	5
1008	70322	Hanger	2"	25	31	6.416	1.875	1 x .875	3.375

Wedge Grip Clamps



Features

- Solid 6-1/2" stainless steel bail
- High quality aluminum for durability

Applications

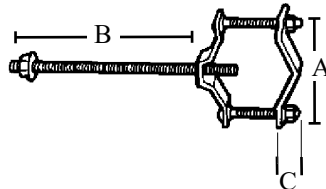
- Supports power cables and other conductors when attached to buildings or utility poles

Standard Material

- Steel reinforced aluminum conductor

Catalog Number	UPC	Size	Ship Case	Weight/Case	A	B	Opening C
1005	70300	6 ACSR - 2 ACSR	50	8	3	6.07	5.45
1006	70310	4 ACSR - 1/0 ACSR	25	7	3.75	7.26	5.45
1007	70320	2/0 ACSR - 4/0 ACSR	25	8	3.75	7.28	5.45

Universal Pipe Support



Features

- 10" bolt
- High strength construction

Applications

- Secure pipe sizes 1-1/4" to 3"

Standard Material

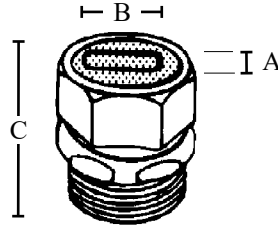
- Steel

Catalog Number	UPC	Bolt Size	Size	Ship Case	Weight/Case	A	B	C
998	19761	1-1/4" - 3"	1/2"	20	18	4.125	9.75	1.25

Watertight Connectors For UF Cable



E195123



Features

- Compression type
- Rubber grommet

Applications

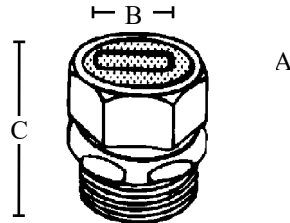
- Use to secure SE/SEU cable to a metal enclosure
- Use to connect UF cable to a waterproof box with a threaded hub
- For SE/SEU flat style cable; two insulating conductors

Standard Material

- Steel or zinc

Catalog Number	UPC	Size	Wire Size	Unit Carton	Ship Case	Weight/Case	Grommet Opening		
							A	B	C
Zinc									
871	18730	1/2"	2#14	25	250	43	.22 x	.44	1.437
872	18740	3/4"	3#14	25	250	65	.22 x	.44	1.75
Steel									
871S	18731	1/2" Steel	2#14	25	250	30	.22 x	.44	1.437
872S	18741	3/4" Steel	3#14	25	250	45	.22 x	.44	1.75

Compression Type



Features

- Compression type
- Rubber grommet

Applications

- Use to secure SE/SEU cable to a metal enclosure
- For SE/SEU flat style cable; two insulating conductors

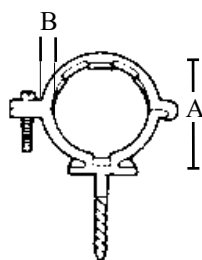
Standard Material

- Zinc die cast

Catalog Number	UPC	Size	Wire Size	Unit Carton	Ship Case	Weight/Case	Grommet Opening		
							A	B	C
873	18750	1"	3#8	10	100	34	.41 x	.65	1.875
873A	18760	1"	3#6	10	100	34	.46 x	.715	1.875
873B	18770	1"	3#4	10	100	34	.53 x	.85	1.875
874	18780	1-1/4"	3#3	10	100	52	.55 x	.91	1.937
874A	18790	1-1/4"	3#2	10	100	52	.58 x	.96	1.937
874B	18800	1-1/4"	3#1	10	100	52	.66 x	1.12	1.937
875	18810	1-1/2"	3#1/0	5	50	33	.705 x	1.195	2.375
875A	18820	1-1/2"	3#2/0	5	50	32	.74 x	1.235	2.375
876	18830	2"	3#1/0	5	50	44	.705 x	1.195	2.25
876A	18840	2"	3#2/0	5	50	44	.74 x	1.235	2.25
876B	18850	2"	3#3/0	5	50	44	.83 x	1.415	2.25
876C	18860	2"	3#4/0	5	50	44	.85 x	1.54	2.25
876D	18870	2"	3#4/0	5	50	44	.995 x	1.58	2.25

Conduit Supports

Aluminum Lag Screw Type



Features

- Accommodates conduit sizes of 2" or 2-1/2"
- Includes lag screw

Applications

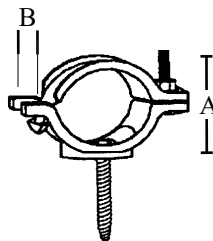
- Affixes conduit to a structure or line pole

Standard Material

- Aluminum

Catalog Number	UPC	Conduit Size	Lag	Ship Case	Weight/Case		
						A	B
1000	70250	2"	2.375	25	15	2.875	.875
1000A	70251	2-1/2"	2.75	25	26	3.30	.875

Malleable Iron Lag Screw Type



Features

- Accommodates conduit sizes of 2" or 2-1/2"
- Includes lag screw

Applications

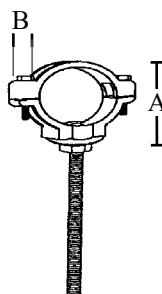
- Affixes conduit to a structure or line pole

Standard Material

- Malleable iron

Catalog Number	UPC	Conduit Size	Lag	Ship Case	Weight/Case		
						A	B
1106	19715	2"	2.375	25	32	2.70	.985
1107	19716	2-1/2"	2.375	35	87	3.295	1.08

Split Ring



Features

- Accommodates conduit sizes of 2" or 4"
- Includes lag screw

Applications

- Affixes conduit to a structure or line pole

Standard Material

- Malleable iron

Catalog Number	UPC	Conduit Size	Bolt Size	Ship Case	Weight/Case		
						A	B
1097A	83597	2"	1/2" - 10"	25	12	2.70	.985
1097	19711	2-1/2"	1/2" - 10"	25	13	3.33	1.071
1098	19712	3"	5/8" - 13"	10	25	4.50	1.04
1099	19713	3-1/2"	5/8" - 13"	10	27	5.125	1.075
1100	19714	4"	5/8" - 13"	10	28	5.593	1.075

Service Entrance Mast Kits

Features

- Accommodates multiple specifications
- Kits eliminate need to purchase and stock additional components

Applications

- Provides an assortment of SE mast components for the installation of overhead service drops

2" Kit



Catalog Number	UPC	Pipe Size	Ship Case	Weight/Case
1514	19717	2"	1	4

Consists of 704, 986, (2)1000, 1203, 1008



Catalog Number	UPC	Pipe Size	Ship Case	Weight/Case
1517	85114	2"	1	4

Consists of 736, 986, 1008, (2)546



Catalog Number	UPC	Pipe Size	Ship Case	Weight/Case
1966	03482	2"	1	4

Consists of 736, 986, 1008, 1106

2-1/2" Kit



Catalog Number	UPC	Pipe Size	Ship Case	Weight/Case
1977	03483	2-1/2"	1	4

Consists of 737, 987, 999, (2)1107

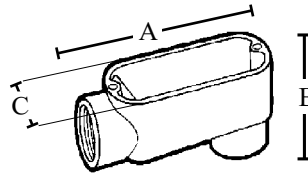


Catalog Number	UPC	Pipe Size	Ship Case	Weight/Case
1515	19718	2-1/2"	1	6

Consists of 706, 999, 987, (2)998

Rigid Conduit Bodies

Threaded LB Type



UL Standard: 514A
Fed. Spec. W-C-586D
NEMA FB 1

Features

- Threaded LB type
- NPT tapered hubs
- Suitable for use in concrete
- Suitable for use in wet locations

Applications

- Provides access to conductors for pulling, splicing and maintenance

Standard Material

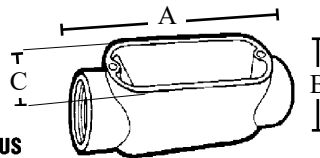
- Copper free aluminum die cast

Standard Finish

- Powder coat

Catalog Number	UPC	Size	Wire Size		Unit Carton	Ship Case	Weight/Case	A	B	C
			Max. Number	Max. Size						
LB1	20840	1/2"	1	6 AWG	10	100	28	4.295	2.15	1.33
LB2	20850	3/4"	2	6 AWG	10	50	19	5.09	2.43	1.54
LB3	20860	1"	3	6 AWG	5	25	18	5.915	2.765	1.74
LB4	20870	1-1/4"	3	2 AWG	2	10	13	7.894	3.665	2.49
LB5	20880	1-1/2"	3	2 AWG	2	10	14	7.894	3.665	2.49
LB6	20890	2"	3	2/O AWG	1	5	13	10.134	4.275	3.10
LB7	20900	2-1/2"	3	2/O AWG	---	1	3	12.50	5.437	4.45
LB8	20910	3"	3	4/O AWG	---	1	4	12.50	5.675	4.45
LB9	20920	3-1/2"	3	400 MCM	---	1	7	15.50	6.922	5.50
LB10	20930	4"	3	400 MCM	---	1	7	15.50	6.922	5.50

Threaded C Type



UL Standard: 514A
Fed. Spec. W-C-586D
NEMA FB 1

Features

- Threaded C type
- NPT tapered hubs
- Suitable for use in concrete
- Suitable for use in wet locations

Applications

- Provides access to conductors for pulling, splicing and maintenance

Standard Material

- Copper free aluminum die cast

Standard Finish

- Powder coat

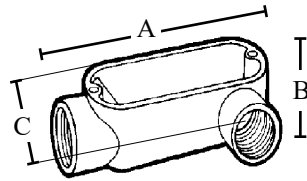
Catalog Number	UPC	Size	Wire Size		Unit Carton	Ship Case	Weight/Case	A	B	C
			Max. Number	Max. Size						
C1	19900	1/2"	1	6 AWG	10	100	24	4.72	1.370	1.33
C2	19910	3/4"	2	6 AWG	10	50	21	5.57	1.625	1.54
C3	19920	1"	3	6 AWG	5	25	15	6.46	1.90	1.74
C4	19930	1-1/4"	3	2 AWG	2	10	15	8.528	2.77	2.49
C5	19940	1-1/2"	3	2 AWG	2	10	9	8.528	2.77	2.49
C6	19950	2"	3	2/O AWG	1	5	13	10.831	3.335	3.10
C7	19960	2-1/2"	3	4/O AWG	---	1	3	13.50	4.06	4.45
C8	19970	3"	3	250 MCM	---	1	6	13	4.685	4.45
C9	19980	3-1/2"	3	350 MCM	---	1	8	15.937	5.45	5.50
C10	19990	4"	4	350 MCM	---	1	8	15.937	5.45	5.50

Rigid Conduit Bodies

Threaded LL Type



UL Standard: 514A
Fed. Spec. W-C-586D
NEMA FB 1



Features

- Threaded LL type
- NPT tapered hubs
- Suitable for use in concrete
- Suitable for use in wet locations

Applications

- Provides access to conductors for pulling, splicing and maintenance

Standard Material

- Copper free aluminum die cast

Standard Finish

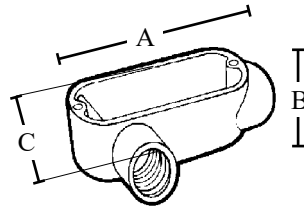
- Powder coat

Catalog Number	UPC	Size	Wire Size		Unit Carton	Ship Case	Weight/Case	A	B	C
			Max. Number	Max. Size						
LL1	21040	1/2"	1	6 AWG	10	100	28	4.295	1.37	2.03
LL2	21050	3/4"	2	6 AWG	10	50	23	5.09	1.625	2.33
LL3	21060	1"	3	6 AWG	5	25	18	5.915	1.90	2.65
LL4	21070	1-1/4"	3	2 AWG	2	10	14	7.894	2.77	3.385
LL5	21080	1-1/2"	3	2 AWG	2	10	16	7.894	2.77	3.385
LL6	21090	2"	3	2/0 AWG	1	5	14	10.134	3.335	3.81
LL7	21100	2-1/2"	3	4/0 AWG	---	1	6	13	4.063	5.709
LL8	21110	3"	3	250 MCM	---	1	6	12.75	4.682	5.506
LL9	21120	3-1/2"	3	350 MCM	---	1	8	15.50	5.452	6.171
LL10	21130	4"	4	350 MCM	---	1	8	15.50	5.452	6.171

Threaded LR Type



UL Standard: 514A
Fed. Spec. W-C-586D
NEMA FB 1



Features

- Threaded LR type
- NPT tapered hubs
- Suitable for use in concrete
- Suitable for use in wet locations

Applications

- Provides access to conductors for pulling, splicing and maintenance

Standard Material

- Copper free aluminum die cast

Standard Finish

- Powder coat

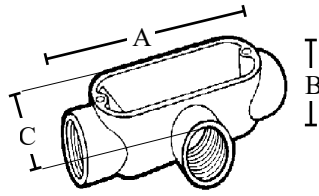
Catalog Number	UPC	Size	Wire Size		Unit Carton	Ship Case	Weight/Case	A	B	C
			Max. Number	Max. Size						
LR1	21240	1/2"	1	6 AWG	10	100	29	4.295	1.37	2.03
LR2	21250	3/4"	2	6 AWG	10	50	24	5.09	1.625	2.33
LR3	21260	1"	3	6 AWG	5	25	19	5.915	1.90	2.65
LR4	21270	1-1/4"	3	2 AWG	2	10	14	7.894	2.77	3.385
LR5	21280	1-1/2"	3	2 AWG	2	10	17	7.894	2.77	3.385
LR6	21290	2"	3	2/0 AWG	1	5	14	10.134	3.335	3.81
LR7	21300	2-1/2"	3	4/0 AWG	---	1	6	13.50	4.063	5.709
LR8	21310	3"	3	250 MCM	---	1	6	12.75	4.682	5.506
LR9	21320	3-1/2"	3	350 MCM	---	1	8	15.50	5.452	6.171
LR10	21330	4"	4	350 MCM	---	1	8	15.50	5.452	6.171

Rigid Conduit Bodies Threaded T Type



E195124

UL Standard: 514A
Fed. Spec. W-C-586D
NEMA FB 1



Features

- Threaded T type
- NPT tapered hubs
- Suitable for use in concrete
- Suitable for use in wet locations

Applications

- Provides access to conductors for pulling, splicing and maintenance

Standard Material

- Copper free aluminum die cast

Standard Finish

- Powder coat

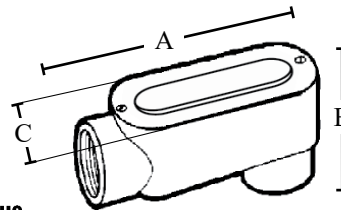
Catalog Number	UPC	Size	Wire Size		Unit Carton	Ship Case	Weight/Case	A	B	C
			Max. Number	Max. Size						
T1	21730	1/2"	1	6 AWG	10	100	32	4.72	1.37	2.03
T2	21740	3/4"	2	6 AWG	10	50	26	5.57	1.625	2.335
T3	21750	1"	3	6 AWG	5	25	18	6.46	1.90	2.705
T4	21760	1-1/4"	3	2 AWG	2	10	17	8.528	2.77	3.63
T5	21770	1-1/2"	3	2 AWG	2	10	19	8.528	2.77	3.63
T6	21780	2"	3	2/0 AWG	---	5	7	10.831	3.335	3.98
T7	21790	2-1/2"	3	4/0 AWG	---	1	7	13.50	4.06	5.825
T8	21800	3"	3	250 MCM	---	1	7	13	4.685	5.825
T9	21810	3-1/2"	3	350 MCM	---	1	9	15.937	5.45	7.06
T10	21820	4"	4	350 MCM	---	1	9	15.937	5.45	7.06

Rigid Conduit Bodies with Cover and Gasket Threaded LB Type



E195124

UL Standard: 514A
Fed. Spec. W-C-586D
NEMA FB 1



Features

- Threaded LB type with cover and gasket
- NPT tapered hubs
- Suitable for use in concrete
- Suitable for use in wet locations

Applications

- Provides access to conductors for pulling, splicing and maintenance

Standard Material

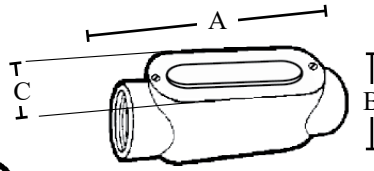
- Copper free aluminum die cast
- Cover - Stamped steel
- Gasket - Neoprene rubber

Standard Finish

- Powder coat

Catalog Number	UPC	Size	Wire Size		Unit Carton	Ship Case	Weight/Case	A	B	C
			Max. Number	Max. Size						
LB1CG	20841	1/2"	1	6 AWG	10	100	34	4.295	2.15	1.33
LB2CG	20851	3/4"	2	6 AWG	10	50	23	5.09	2.43	1.54
LB3CG	20861	1"	3	6 AWG	5	25	19	5.915	2.765	1.74
LB4CG	20871	1-1/4"	3	2 AWG	2	10	14	7.894	3.665	2.49
LB5CG	20881	1-1/2"	3	2 AWG	2	10	15	7.894	3.665	2.49
LB6CG	20891	2"	3	2/0 AWG	1	5	14	10.134	4.275	3.10
LB7CG	20901	2-1/2"	3	2/0 AWG	---	1	7	12.50	5.437	4.45
LB8CG	20911	3"	3	4/0 AWG	---	1	7	12.50	5.675	4.45
LB9CG	20921	3-1/2"	3	400 MCM	---	1	10	15.50	6.922	5.50
LB10CG	20931	4"	3	400 MCM	---	1	10	15.50	6.922	5.50

Rigid Conduit Bodies with Cover and Gasket Threaded C Type



UL Standard: 514A
Fed. Spec. W-C-586D
NEMA FB 1

Features

- Threaded C type with cover and gasket
- NPT tapered hubs
- Suitable for use in concrete
- Suitable for use in wet locations

Applications

- Provides access to conductors for pulling, splicing and maintenance

Standard Material

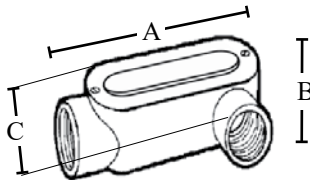
- Copper free aluminum die cast
- Cover - Stamped steel
- Gasket - Neoprene rubber

Standard Finish

- Powder coat

Catalog Number	UPC	Size	Wire Size		Unit Carton	Ship Case	Weight/Case	A	B	C
			Max. Number	Max. Size						
C1CG	19901	1/2"	1	6 AWG	10	100	30	4.72	1.37	1.33
C2CG	19911	3/4"	2	6 AWG	10	50	25	5.57	1.625	1.54
C3CG	19921	1"	3	6 AWG	5	25	18	6.46	1.90	1.74
C4CG	19931	1-1/4"	3	2 AWG	2	10	17	8.528	2.77	2.49
C5CG	19941	1-1/2"	3	2 AWG	2	10	19	8.528	2.77	2.49
C6CG	19951	2"	3	2/0 AWG	1	5	14	10.831	3.335	3.10
C7CG	19961	2-1/2"	3	4/0 AWG	---	1	7	13.50	4.06	4.45
C8CG	19971	3"	3	250 MCM	---	1	7	13.50	4.685	4.45
C9CG	19981	3-1/2"	3	350 MCM	---	1	10	15.937	5.45	5.50
C10CG	19991	4"	4	350 MCM	---	1	10	15.937	5.45	5.50

Threaded LL Type



UL Standard: 514A
Fed. Spec. W-C-586D
NEMA FB 1

Features

- Threaded LL type with cover and gasket
- NPT tapered hubs
- Suitable for use in concrete
- Suitable for use in wet locations

Applications

- Provides access to conductors for pulling, splicing and maintenance

Standard Material

- Copper free aluminum die cast
- Cover - Stamped steel
- Gasket - Neoprene rubber

Standard Finish

- Powder coat

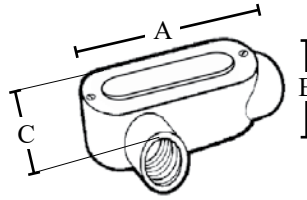
Catalog Number	UPC	Size	Wire Size		Unit Carton	Ship Case	Weight/Case	A	B	C
			Max. Number	Max. Size						
LL1CG	21041	1/2"	1	6AWG	10	100	36	4.295	1.37	2.03
LL2CG	21051	3/4"	2	6AWG	10	50	23	5.09	1.625	2.33
LL3CG	21061	1"	3	6AWG	5	25	19	5.915	1.90	2.65
LL4CG	21071	1-1/4"	3	2AWG	2	10	15	7.894	2.77	3.385
LL5CG	21081	1-1/2"	3	2AWG	2	10	16	7.894	2.77	3.385
LL6CG	21091	2"	3	2/0AWG	1	5	14	10.134	3.335	3.81
LL7CG	21101	2-1/2"	3	4/0AWG	---	1	7	13	4.063	5.709
LL8CG	21111	3"	3	250MCM	---	1	7	12.75	4.682	5.506
LL9CG	21121	3-1/2"	3	350MCM	---	1	10	15.50	5.452	6.171
LL10CG	21131	4"	4	350MCM	---	1	10	15.50	5.452	6.171

Rigid Conduit Bodies with Cover and Gasket

Threaded LR Type



UL Standard: 514A
Fed. Spec. W-C-586D
NEMA FB 1



Features

- Threaded LR type with cover and gasket
- NPT tapered hubs
- Suitable for use in concrete
- Suitable for use in wet locations

Applications

- Provides access to conductors for pulling, splicing and maintenance

Standard Material

- Copper free aluminum die cast
- Cover - Stamped steel
- Gasket - Neoprene rubber

Standard Finish

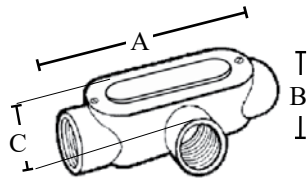
- Powder coat

Catalog Number	UPC	Size	Wire Size		Unit Carton	Ship Case	Weight/Case	A	B	C
			Max. Number	Max. Size						
LR1CG	21241	1/2"	1	6 AWG	10	100	36	4.295	1.37	2.03
LR2CG	21251	3/4"	2	6 AWG	10	50	28	5.09	1.625	2.33
LR3CG	21261	1"	3	6 AWG	5	25	17	5.915	1.90	2.65
LR4CG	21271	1-1/4"	3	2 AWG	2	10	15	7.894	2.77	3.385
LR5CG	21281	1-1/2"	3	2 AWG	2	10	18	7.894	2.77	3.385
LR6CG	21291	2"	3	2/0 AWG	1	5	14	10.134	3.335	3.81
LR7CG	21301	2-1/2"	3	4/0 AWG	---	1	7	13	4.063	5.709
LR8CG	21311	3"	3	250 MCM	---	1	7	12.75	4.682	5.506
LR9CG	21321	3-1/2"	3	350 MCM	---	1	10	15.50	5.452	6.171
LR10CG	21331	4"	4	350 MCM	---	1	10	15.50	5.452	6.171

Threaded T Type



UL Standard: 514A
Fed. Spec. W-C-586D
NEMA FB 1



Features

- Threaded T type with cover and gasket
- NPT tapered hubs
- Suitable for use in concrete
- Suitable for use in wet locations

Applications

- Provides access to conductors for pulling, splicing and maintenance

Standard Material

- Copper free aluminum die cast
- Cover - Stamped steel
- Gasket - Neoprene rubber

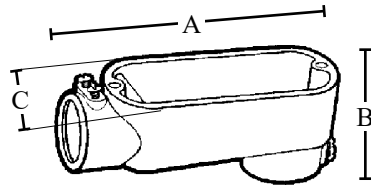
Standard Finish

- Powder coat

Catalog Number	UPC	Size	Wire Size		Unit Carton	Ship Case	Weight/Case	A	B	C
			Max. Number	Max. Size						
T1CG	21731	1/2"	1	6 AWG	10	100	38	4.72	1.37	1.33
T2CG	21741	3/4"	2	6 AWG	10	50	30	5.57	1.625	1.54
T3CG	21751	1"	3	6 AWG	5	25	20	6.46	1.90	1.74
T4CG	21761	1-1/4"	3	2 AWG	2	10	19	8.528	2.77	2.49
T5CG	21771	1-1/2"	3	2 AWG	2	10	21	8.528	2.77	2.49
T6CG	21781	2"	3	2/0 AWG	---	5	10	10.831	3.335	3.10
T7CG	21791	2-1/2"	3	4/0 AWG	---	1	4	13.50	4.06	5.825
T8CG	21801	3"	3	250 MCM	---	1	5	13.50	4.685	5.825
T9CG	21811	3-1/2"	3	350 MCM	---	1	12	15.937	5.45	7.06
T10CG	21821	4"	4	350 MCM	---	1	9	15.937	5.45	7.06

EMT Conduit Bodies

Set Screw LB Type



E195124

UL Standard: 514A
Fed. Spec. W-C-586D
NEMA FB 1

Features

- Set screw EMT LB type
- Suitable for use in concrete

Applications

- Provides access to conductors for pulling, splicing and maintenance

Standard Material

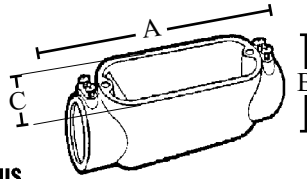
- Copper free aluminum die cast
- Steel screws

Standard Finish

- Powder coat

Catalog Number	UPC	Size	Wire Size		Unit Carton	Ship Case	Weight/Case	A	B	C
			Max. Number	Max. Size						
ELB1	20470	1/2"	1	6 AWG	10	100	28	4.295	2.15	1.33
ELB2	20480	3/4"	2	6 AWG	10	50	19	5.09	2.43	1.54
ELB3	20490	1"	3	6 AWG	5	25	20	5.915	2.765	1.74
ELB4	20500	1-1/4"	3	2 AWG	2	10	13	7.894	3.665	2.49
ELB5	20510	1-1/2"	3	2 AWG	2	10	14	7.894	3.665	2.49
ELB6	20520	2"	3	2/O AWG	1	5	13	10.134	4.275	3.10
ELB7	20530	2-1/2"	3	2/O AWG	---	1	6	12.50	5.437	4.45
ELB8	20540	3"	3	4/O AWG	---	1	6	12.50	5.657	4.45
ELB9	20550	3-1/2"	3	400 MCM	---	1	8	15.50	6.922	5.50
ELB10	20560	4"	3	400 MCM	---	1	8	15.50	6.922	5.50

Set Screw C Type



E195124

UL Standard: 514A
Fed. Spec. W-C-586D
NEMA FB 1

Features

- Set screw C type
- Suitable for use in concrete

Applications

- Provides access to conductors for pulling, splicing and maintenance

Standard Material

- Copper free aluminum die cast
- Steel screws

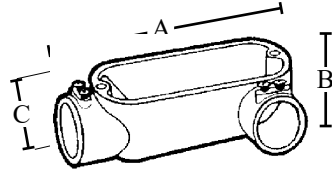
Standard Finish

- Powder coat

Catalog Number	UPC	Size	Wire Size		Unit Carton	Ship Case	Weight/Case	A	B	C
			Max. Number	Max. Size						
EC1	20410	1/2"	1	6 AWG	10	100	24	4.72	1.370	1.33
EC2	20420	3/4"	2	6 AWG	10	50	21	5.57	1.625	1.54
EC3	20430	1"	3	6 AWG	5	25	25	6.46	1.90	1.74
EC4	20440	1-1/4"	3	2 AWG	2	10	15	8.528	2.77	2.49
EC5	20450	1-1/2"	3	2 AWG	2	10	17	8.528	2.77	2.49
EC6	20460	2"	3	2/O AWG	1	5	13	10.831	3.335	3.10
EC7	20461	2-1/2"	3	4/O AWG	---	1	6	13	4.063	5.709
EC8	20462	3"	3	250 MCM	---	1	7	12.50	4.682	5.506
EC9	20463	3-1/2"	3	350 MCM	---	1	8	15.50	5.452	6.171
EC10	20464	4"	4	350 MCM	---	1	8	15.50	5.452	6.171

EMT Conduit Bodies

Set Screw LL Type



UL Standard: 514A
Fed. Spec. W-C-586D
NEMA FB 1

Features

- Set screw LL type
- Suitable for use in concrete

Applications

- Provides access to conductors for pulling, splicing and maintenance

Standard Material

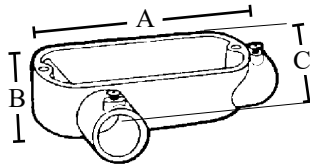
- Copper free aluminum die cast
- Steel screws

Standard Finish

- Powder coat

Catalog Number	UPC	Size	Wire Size		Unit Carton	Ship Case	Weight/Case	A	B	C
			Max. Number	Max. Size						
ELL1	20570	1/2"	1	6 AWG	10	100	30	4.295	1.37	2.03
ELL2	20580	3/4"	2	6 AWG	10	50	23	5.09	1.625	2.33
ELL3	20590	1"	3	6 AWG	5	25	18	5.915	1.90	2.65
ELL4	20600	1-1/4"	3	2 AWG	2	10	14	7.894	2.77	3.385
ELL5	20610	1-1/2"	3	2 AWG	2	10	16	7.894	2.77	3.385
ELL6	20620	2"	3	2/0 AWG	1	5	14	10.134	3.335	3.81
ELL7	20621	2-1/2"	3	4/0 AWG	---	1	6	12.50	5.437	4.45
ELL8	20622	3"	3	250 MCM	---	1	6	12.50	5.657	4.45
ELL9	20623	3-1/2"	3	350 MCM	---	1	8	15.50	6.922	5.50
ELL10	20624	4"	4	350 MCM	---	1	8	15.50	6.922	5.50

Set Screw LR Type



UL Standard: 514A
Fed. Spec. W-C-586D
NEMA FB 1

Features

- Set screw LR type
- Suitable for use in concrete

Applications

- Provides access to conductors for pulling, splicing and maintenance

Standard Material

- Copper free aluminum die cast
- Steel screws

Standard Finish

- Powder coat

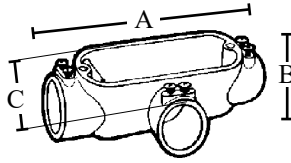
Catalog Number	UPC	Size	Wire Size		Unit Carton	Ship Case	Weight/Case	A	B	C
			Max. Number	Max. Size						
ELR1	20630	1/2"	1	6 AWG	10	100	30	4.295	1.37	2.03
ELR2	20640	3/4"	2	6 AWG	10	50	24	5.09	1.625	2.33
ELR3	20650	1"	3	6 AWG	5	25	16	5.915	1.90	2.65
ELR4	20660	1-1/4"	3	2 AWG	2	10	14	7.894	2.77	3.385
ELR5	20670	1-1/2"	3	2 AWG	2	10	17	7.894	2.77	3.385
ELR6	20680	2"	3	2/0 AWG	1	5	14	10.134	3.335	3.81
ELR7	20681	2-1/2"	3	4/0 AWG	---	1	6	12.50	5.437	4.45
ELR8	20682	3"	3	250 MCM	---	1	6	12.50	5.657	4.45
ELR9	20683	3-1/2"	3	350 MCM	---	1	8	15.50	6.922	5.50
ELR10	20684	4"	4	350 MCM	---	1	8	15.50	6.922	5.50

EMT Conduit Bodies

Set Screw T Type



UL Standard: 514A
Fed. Spec. W-C-586D
NEMA FB 1



Features

- Set screw T type
- Suitable for use in concrete

Applications

- Provides access to conductors for pulling, splicing and maintenance

Standard Material

- Copper free aluminum die cast
- Steel screws

Standard Finish

- Powder coat

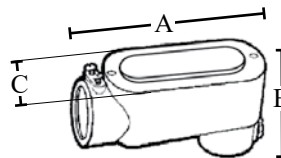
Catalog Number	UPC	Size	Wire Size		Unit Carton	Ship Case	Weight/Case	A	B	C
			Max. Number	Max. Size						
ET1	20690	1/2"	1	6 AWG	10	100	32	4.72	1.37	2.03
ET2	20700	3/4"	2	6 AWG	10	50	30	5.57	1.625	2.335
ET3	20710	1"	3	6 AWG	5	25	15	6.46	1.90	2.705
ET4	20720	1-1/4"	3	2 AWG	2	10	17	8.528	2.77	3.63
ET5	20730	1-1/2"	3	2 AWG	2	10	19	8.528	2.77	3.63
ET6	20740	2"	3	2/0 AWG	---	2	5	10.831	3.335	3.98
ET7	20781	2-1/2"	3	4/0 AWG	---	1	7	13.50	4.06	5.825
ET8	20782	3"	3	250 MCM	---	1	7	13.50	4.685	5.825
ET9	20783	3-1/2"	3	350 MCM	---	1	9	15.937	5.45	7.06
ET10	20744	4"	4	350 MCM	---	1	9	15.937	5.45	7.06

EMT Conduit Bodies with Cover and Gasket

Set Screw LB Type



UL Standard: 514A
Fed. Spec. W-C-586D
NEMA FB 1



Features

- Set screw LB type with cover and gasket
- Suitable for use in concrete

Applications

- Provides access to conductors for pulling, splicing and maintenance

Standard Material

- Copper free aluminum die cast
- Steel screws
- Cover - Stamped steel
- Gasket - Neoprene rubber

Standard Finish

- Powder coat

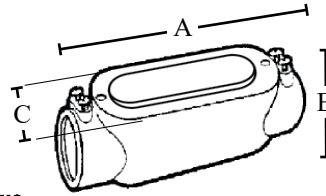
Catalog Number	UPC	Size	Wire Size		Unit Carton	Ship Case	Weight/Case	A	B	C
			Max. Number	Max. Size						
ELB1CG	20471	1/2"	1	6 AWG	10	100	32	4.295	2.15	1.33
ELB2CG	20481	3/4"	2	6 AWG	10	50	23	5.09	2.43	1.54
ELB3CG	20491	1"	3	6 AWG	5	25	19	5.915	2.765	1.74
ELB4CG	20501	1-1/4"	3	2 AWG	2	10	14	7.894	3.665	2.49
ELB5CG	20511	1-1/2"	3	2 AWG	2	10	15	7.894	3.665	2.49
ELB6CG	20521	2"	3	2/0 AWG	1	5	14	10.134	4.275	3.10
ELB7CG	20531	2-1/2"	3	2/0 AWG	---	1	7	12.50	5.437	4.45
ELB8CG	20541	3"	3	4/0 AWG	---	1	7	12.50	5.657	4.45
ELB9CG	20551	3-1/2"	3	400 MCM	---	1	10	15.50	6.922	5.50
ELB10CG	20561	4"	3	400 MCM	---	1	10	15.50	6.922	5.50

EMT Conduit Bodies with Cover and Gasket

Set Screw C Type



UL Standard: 514A
Fed. Spec. W-C-586D
NEMA FB 1



Features

- Set screw C type with cover and gasket
- Suitable for use in concrete

Applications

- Provides access to conductors for pulling, splicing and maintenance

Standard Material

- Copper free aluminum die cast
- Steel screws
- Cover - Stamped steel
- Gasket - Neoprene rubber

Standard Finish

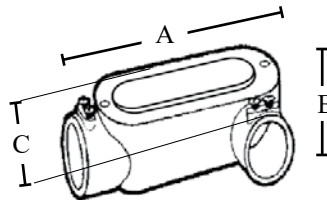
- Powder coat

Catalog Number	UPC	Size	Wire Size		Unit Carton	Ship Case	Weight/Case	A	B	C
			Max. Number	Max. Size						
EC1CG	20411	1/2"	1	6 AWG	10	100	31	4.72	1.37	1.33
EC2CG	20421	3/4"	2	6 AWG	10	50	21	5.57	1.625	1.54
EC3CG	20431	1"	3	6 AWG	5	25	17	6.46	1.90	1.74
EC4CG	20441	1-1/4"	3	2 AWG	2	10	14	8.528	2.77	2.49
EC5CG	20451	1-1/2"	3	2 AWG	2	10	15	8.528	2.77	2.49
EC6CG	20465	2"	3	2/0 AWG	1	5	10	10.831	3.335	3.10
EC7CG	20466	2-1/2"	3	4/0 AWG	---	1	4	13	4.063	5.709
EC8CG	20467	3"	3	250 MCM	---	1	5	12.50	4.682	5.506
EC9CG	20468	3-1/2"	3	350 MCM	---	1	8	15.50	5.452	6.171
EC10CG	20469	4"	4	350 MCM	---	1	8	15.50	5.452	6.171

Set Screw LL Type



UL Standard: 514A
Fed. Spec. W-C-586D
NEMA FB 1



Features

- Set screw LL type with cover and gasket
- Suitable for use in concrete

Applications

- Provides access to conductors for pulling, splicing and maintenance

Standard Material

- Copper free aluminum die cast
- Steel screws
- Cover - Stamped steel
- Gasket - Neoprene rubber

Standard Finish

- Powder coat

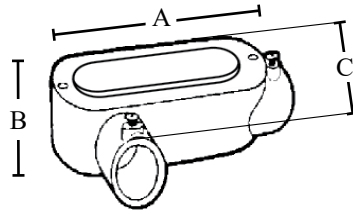
Catalog Number	UPC	Size	Wire Size		Unit Carton	Ship Case	Weight/Case	A	B	C
			Max. Number	Max. Size						
ELL1CG	20571	1/2"	1	6 AWG	10	100	30	4.295	1.37	2.03
ELL2CG	20581	3/4"	2	6 AWG	10	50	23	5.09	1.625	2.33
ELL3CG	20591	1"	3	6 AWG	5	25	18	5.915	1.90	2.65
ELL4CG	20601	1-1/4"	3	2 AWG	2	10	14	7.894	2.77	3.385
ELL5CG	20611	1-1/2"	3	2 AWG	2	10	16	7.894	2.77	3.385
ELL6CG	20625	2"	3	2/0 AWG	1	5	14	10.134	3.335	3.81
ELL7CG	20626	2-1/2"	3	4/0 AWG	---	1	6	12.50	5.437	4.45
ELL8CG	20627	3"	3	250 MCM	---	1	6	12.50	5.657	4.45
ELL9CG	20628	3-1/2"	3	350 MCM	---	1	8	15.50	6.922	5.50
ELL10CG	20629	4"	4	350 MCM	---	1	8	15.50	6.922	5.50

EMT Conduit Bodies with Cover and Gasket

Set Screw LR Type



UL Standard: 514A
Fed. Spec. W-C-586D
NEMA FB 1



Features

- Set screw LR type with cover and gasket
- Suitable for use in concrete

Applications

- Provides access to conductors for pulling, splicing and maintenance

Standard Material

- Copper free aluminum die cast
- Steel screws
- Cover - Stamped steel
- Gasket - Neoprene rubber

Standard Finish

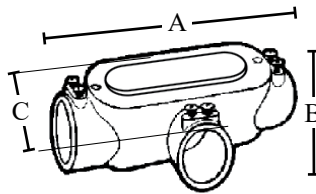
- Powder coat

Catalog Number	UPC	Size	Wire Size		Unit Carton	Ship Case	Weight/Case	A	B	C
			Max. Number	Max. Size						
ELR1CG	20631	1/2"	1	6 AWG	10	100	36	4.295	1.37	2.03
ELR2CG	20641	3/4"	2	6 AWG	10	50	28	5.09	1.625	2.33
ELR3CG	20651	1"	3	6 AWG	5	25	17	5.915	1.90	2.65
ELR4CG	20661	1-1/4"	3	2 AWG	2	10	15	7.894	2.77	3.385
ELR5CG	20671	1-1/2"	3	2 AWG	2	10	18	7.894	2.77	3.385
ELR6CG	20685	2"	3	2/0 AWG	1	5	14	10.134	3.335	3.81
ELR7CG	20686	2-1/2"	3	4/0 AWG	---	1	7	12.50	5.437	4.45
ELR8CG	20687	3"	3	250 MCM	---	1	7	12.50	5.657	4.45
ELR9CG	20688	3-1/2"	3	350 MCM	---	1	10	15.50	6.922	5.50
ELR10CG	20689	4"	4	350 MCM	---	1	10	15.50	6.922	5.50

Set Screw T Type



UL Standard: 514A
Fed. Spec. W-C-586D
NEMA FB 1



Features

- Set screw T type with cover and gasket
- Suitable for use in concrete

Applications

- Provides access to conductors for pulling, splicing and maintenance

Standard Material

- Copper free aluminum die cast
- Steel screws
- Cover - Stamped steel
- Gasket - Neoprene rubber

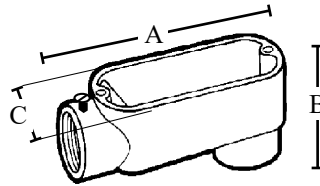
Standard Finish

- Powder coat

Catalog Number	UPC	Size	Wire Size		Unit Carton	Ship Case	Weight/Case	A	B	C
			Max. Number	Max. Size						
ET1CG	20691	1/2"	1	6 AWG	10	100	38	4.72	1.37	2.03
ET2CG	20701	3/4"	2	6 AWG	10	50	30	5.57	1.625	2.335
ET3CG	20711	1"	3	6 AWG	5	25	20	6.46	1.90	2.705
ET4CG	20721	1-1/4"	3	2 AWG	2	10	19	8.528	2.77	3.63
ET5CG	20731	1-1/2"	3	2 AWG	2	10	21	8.528	2.77	3.63
ET6CG	20745	2"	3	2/0 AWG	1	5	5	10.831	3.335	3.98
ET7CG	20746	2-1/2"	3	4/0 AWG	---	1	8	13.50	4.06	5.825
ET8CG	20747	3"	3	250 MCM	---	1	8	13.50	4.685	5.825
ET9CG	20748	3-1/2"	3	350 MCM	---	1	11	15.937	5.45	7.06
ET10CG	20749	4"	4	350 MCM	---	1	11	15.937	5.45	7.06

EMT and Rigid Combination Conduit Bodies

LB Type



UL Standard: 514A
Fed. Spec. W-C-586D
NEMA FB 1

Features

- Combination LB type
- NPT tapered hubs
- Suitable for use in concrete
- NEMA FB 1 rated for wet locations use with threaded rigid metal conduit only

Applications

- Provides access to conductors for pulling, splicing and maintenance

Standard Material

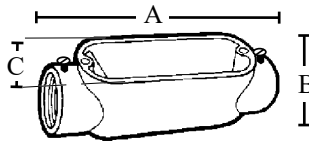
- Copper free aluminum die cast
- Steel screws

Standard Finish

- Powder coat

Catalog Number	UPC	Size	Wire Size		Unit Carton	Ship Case	Weight/Case	A	B	C
			Max. Number	Max. Size						
LB1SS	20842	1/2"	1	6 AWG	10	100	28	4.56	2.06	1.31
LB2SS	20852	3/4"	2	6 AWG	10	50	19	5.31	2.37	1.48
LB3SS	20862	1"	3	6 AWG	5	25	18	6.25	2.63	1.75
LB4SS	20872	1-1/4"	3	2 AWG	2	10	13	8.22	3.50	2.40
LB5SS	20882	1-1/2"	3	2 AWG	2	10	14	8.22	3.75	2.40
LB6SS	20892	2"	3	2/0 AWG	---	5	13	10.13	4.13	3.10

C Type



UL Standard: 514A
Fed. Spec. W-C-586D
NEMA FB 1

Features

- Combination C type
- NPT tapered hubs
- Suitable for use in concrete
- NEMA FB 1 rated for wet locations use with threaded rigid metal conduit only

Applications

- Provides access to conductors for pulling, splicing and maintenance

Standard Material

- Copper free aluminum die cast
- Steel screws

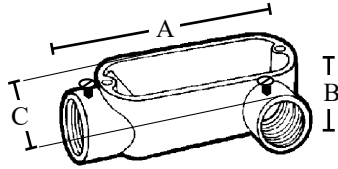
Standard Finish

- Powder coat

Catalog Number	UPC	Size	Wire Size		Unit Carton	Ship Case	Weight/Case	A	B	C
			Max. Number	Max. Size						
C1SS	19902	1/2"	1	6 AWG	10	100	24	5.35	1.31	1.31
C2SS	19912	3/4"	2	6 AWG	10	50	21	6	1.62	1.48
C3SS	19922	1"	3	6 AWG	5	25	15	7.06	1.88	1.75
C4SS	19932	1-1/4"	3	2 AWG	2	10	15	9.25	2.50	2.40
C5SS	19942	1-1/2"	3	2 AWG	2	10	17	9.25	2.67	2.40
C6SS	19952	2"	3	2/0 AWG	---	5	13	11.50	3.29	3.05

EMT and Rigid Combination Conduit Bodies

LL Type



UL Standard: 514A
Fed. Spec. W-C-586D
NEMA FB 1

Features

- Combination LL type
- NPT tapered hubs
- Suitable for use in concrete
- NEMA FB 1 rated for wet locations use with threaded rigid metal conduit only

Applications

- Provides access to conductors for pulling, splicing and maintenance

Standard Material

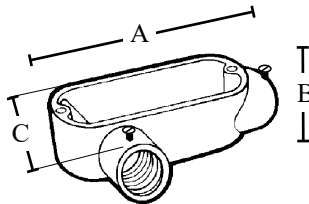
- Copper free aluminum die cast
- Steel screws

Standard Finish

- Powder coat

Catalog Number	UPC	Size	Wire Size		Unit Carton	Ship Case	Weight/Case	A	B	C
			Max. Number	Max. Size						
LL1SS	21042	1/2"	1	6 AWG	10	100	28	4.56	1.31	2.06
LL2SS	21052	3/4"	2	6 AWG	10	50	23	5.31	1.62	2.23
LL3SS	21062	1"	3	6 AWG	5	25	18	6.25	1.88	2.50
LL4SS	21072	1-1/4"	3	2 AWG	2	10	14	8.22	2.50	3.40
LL5SS	21082	1-1/2"	3	2 AWG	2	10	16	8.22	2.67	3.48
LL6SS	21092	2"	3	2/0 AWG	---	5	14	10.48	3.29	4.07

LR Type



UL Standard: 514A
Fed. Spec. W-C-586D
NEMA FB 1

Features

- Combination LR type
- NPT tapered hubs
- Suitable for use in concrete
- NEMA FB 1 rated for wet locations use with threaded rigid metal conduit only

Applications

- Provides access to conductors for pulling, splicing and maintenance

Standard Material

- Copper free aluminum die cast
- Steel screws

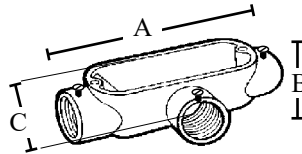
Standard Finish

- Powder coat

Catalog Number	UPC	Size	Wire Size		Unit Carton	Ship Case	Weight/Case	A	B	C
			Max. Number	Max. Size						
LR1SS	21242	1/2"	1	6 AWG	10	100	29	4.56	1.31	2.06
LR2SS	21252	3/4"	2	6 AWG	10	50	24	5.31	1.62	2.23
LR3SS	21262	1"	3	6 AWG	5	25	19	6.25	1.88	2.50
LR4SS	21272	1-1/4"	3	2 AWG	2	10	14	8.22	2.50	3.40
LR5SS	21282	1-1/2"	3	2 AWG	2	10	17	8.22	2.67	3.48
LR6SS	21292	2"	3	2/0 AWG	---	5	4	10.48	3.29	4.07

EMT and Rigid Combination Conduit Bodies

T Type



UL Standard: 514A
Fed. Spec. W-C-586D
NEMA FB 1

Features

- Combination T type
- NPT tapered hubs
- Suitable for use in concrete
- NEMA FB 1 rated for wet locations use with threaded rigid metal conduit only

Applications

- Provides access to conductors for pulling, splicing and maintenance

Standard Material

- Copper free aluminum die cast
- Steel screws

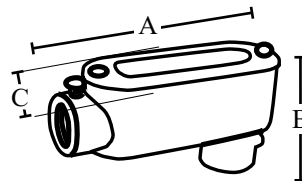
Standard Finish

- Powder coat

Catalog Number	UPC	Size	Wire Size		Unit Carton	Ship Case	Weight/Case	A	B	C
			Max. Number	Max. Size						
T1SS	21732	1/2"	1	6 AWG	10	100	32	5.35	1.31	2.02
T2SS	21742	3/4"	2	6 AWG	10	50	26	6	1.62	2.22
T3SS	21752	1"	3	6 AWG	5	25	18	7.06	1.88	2.56
T4SS	21762	1-1/4"	3	2 AWG	2	10	17	7.25	2.50	3.50
T5SS	21772	1-1/2"	3	2 AWG	2	10	19	9.25	2.67	3.50
T6SS	21782	2"	3	2/0 AWG	---	5	5	11.50	3.29	4.25

EMT and Rigid Combination Conduit Bodies with Cover and Gasket

LB Type



UL Standard: 514A
Fed. Spec. W-C-586D
NEMA FB 1

Features

- Combination LB type with cover and gasket
- NPT tapered hubs
- Suitable for use in concrete
- NEMA FB 1 rated for wet locations use with threaded rigid metal conduit only

Applications

- Provides access to conductors for pulling, splicing and maintenance

Standard Material

- Copper free aluminum die cast
- Cover - Stamped steel
- Gasket - Neoprene rubber

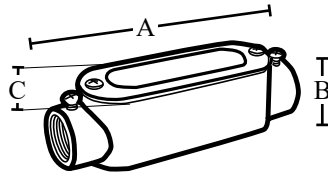
Standard Finish

- Powder coat

Catalog Number	UPC	Size	Wire Size		Unit Carton	Ship Case	Weight/Case	A	B	C
			Max. Number	Max. Size						
LB1SSCG	83768	1/2"	1	6 AWG	10	100	34	4.56	2.06	1.31
LB2SSCG	83769	3/4"	2	6 AWG	10	50	23	5.31	2.37	1.48
LB3SSCG	83770	1"	3	6 AWG	5	25	19	6.25	2.63	1.75
LB4SSCG	83771	1-1/4"	3	2 AWG	2	10	14	8.22	3.50	2.40
LB5SSCG	83772	1-1/2"	3	2 AWG	2	10	15	8.22	3.75	2.40
LB6SSCG	83773	2"	3	2/0 AWG	---	5	14	10.13	4.28	3.10

EMT and Rigid Combination Conduit Bodies with Cover and Gasket

C Type



E195124
UL Standard: 514A
Fed. Spec. W-C-586D
NEMA FB 1

Features

- Combination C type with cover and gasket
- NPT tapered hubs
- Suitable for use in concrete
- NEMA FB 1 rated for wet locations use with threaded rigid metal conduit only

Applications

- Provides access to conductors for pulling, splicing and maintenance

Standard Material

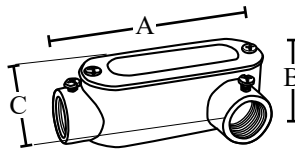
- Copper free aluminum die cast
- Cover - Stamped steel
- Gasket - Neoprene rubber

Standard Finish

- Powder coat

Catalog Number	UPC	Size	Wire Size		Unit Carton	Ship Case	Weight/Case	A	B	C
			Max. Number	Max. Size						
C1SSCG	83786	1/2"	1	6 AWG	10	100	30	5.35	1.31	1.31
C2SSCG	83787	3/4"	2	6 AWG	10	50	21	6	1.62	1.48
C3SSCG	83788	1"	3	6 AWG	5	25	17	7.06	1.88	1.75
C4SSCG	83789	1-1/4"	3	2 AWG	2	10	12	9.25	2.50	2.40
C5SSCG	83790	1-1/2"	3	2 AWG	2	10	15	9.25	2.67	2.40
C6SSCG	83791	2"	3	2/0 AWG	---	5	10	11.50	3.29	3.05

LL Type



E195124
UL Standard: 514A
Fed. Spec. W-C-586D
NEMA FB 1

Features

- Combination LL type with cover and gasket
- NPT tapered hubs
- Suitable for use in concrete
- NEMA FB 1 rated for wet locations use with threaded rigid metal conduit only

Applications

- Provides access to conductors for pulling, splicing and maintenance

Standard Material

- Copper free aluminum die cast
- Cover - Stamped steel
- Gasket - Neoprene rubber

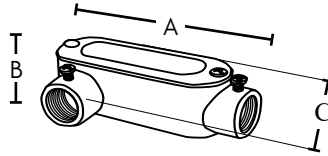
Standard Finish

- Powder coat

Catalog Number	UPC	Size	Wire Size		Unit Carton	Ship Case	Weight/Case	A	B	C
			Max. Number	Max. Size						
LL1SSCG	83774	1/2"	1	6 AWG	10	100	36	4.56	1.31	2.06
LL2SSCG	83775	3/4"	2	6 AWG	10	50	23	5.31	1.62	2.23
LL3SSCG	83776	1"	3	6 AWG	5	25	19	6.25	1.88	2.50
LL4SSCG	83777	1-1/4"	3	2 AWG	2	10	15	8.22	2.50	3.40
LL5SSCG	83778	1-1/2"	3	2 AWG	2	10	16	8.22	2.67	3.48
LL6SSCG	83779	2"	3	2/0 AWG	---	5	14	10.48	3.29	4.07

EMT and Rigid Combination Conduit Bodies with Cover and Gasket

LR Type



UL Standard: 514A
Fed. Spec. W-C-586D
NEMA FB 1

Features

- Combination LR type with cover and gasket
- NPT tapered hubs
- Suitable for use in concrete
- NEMA FB 1 rated for wet locations use with threaded rigid metal conduit only

Applications

- Provides access to conductors for pulling, splicing and maintenance

Standard Material

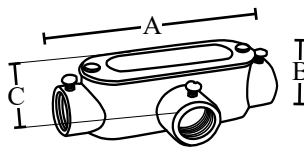
- Copper free aluminum die cast
- Cover - Stamped steel
- Gasket - Neoprene rubber

Standard Finish

- Powder coat

Catalog Number	UPC	Size	Wire Size		Unit Carton	Ship Case	Weight/Case	A	B	C
			Max. Number	Max. Size						
LR1SSCG	83780	1/2"	1	6 AWG	10	100	30	4.56	1.31	2.06
LR2SSCG	83781	3/4"	2	6 AWG	10	50	20	5.31	1.62	2.23
LR3SSCG	83782	1"	3	6 AWG	5	25	16	6.25	1.88	2.50
LR4SSCG	83783	1-1/4"	3	2 AWG	2	10	12	8.22	2.50	3.40
LR5SSCG	83784	1-1/2"	3	2 AWG	2	10	12	8.22	2.67	3.48
LR6SSCG	83785	2"	3	2/0 AWG	---	5	9	10.48	3.29	4.07

T Type



UL Standard: 514A
Fed. Spec. W-C-586D
NEMA FB 1

Features

- Combination T type with cover and gasket
- NPT tapered hubs
- Suitable for use in concrete
- NEMA FB 1 rated for wet locations use with threaded rigid metal conduit only

Applications

- Provides access to conductors for pulling, splicing and maintenance

Standard Material

- Copper free aluminum die cast
- Cover - Stamped steel
- Gasket - Neoprene rubber

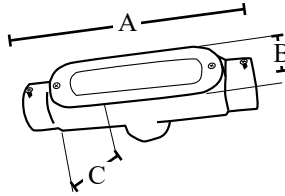
Standard Finish

- Powder coat

Catalog Number	UPC	Size	Wire Size		Unit Carton	Ship Case	Weight/Case	A	B	C
			Max. Number	Max. Size						
T1SSCG	83792	1/2"	1	6 AWG	10	100	35	5.35	1.31	2.02
T2SSCG	83793	3/4"	2	6 AWG	10	50	23	6	1.62	2.22
T3SSCG	83794	1"	3	6 AWG	5	25	18	7.06	1.88	2.56
T4SSCG	83795	1-1/4"	3	2 AWG	2	10	13	7.25	2.50	3.50
T5SSCG	83796	1-1/2"	3	2 AWG	2	10	11	9.25	2.67	3.50
T6SSCG	83797	2"	3	2/0 AWG	---	5	10	11.50	3.29	4.25

EMT and Rigid Combination Conduit Bodies with Cover and Gasket

TB Type



E195124

UL Standard: 514A
Fed. Spec. W-C-586D
NEMA FB 1

Features

- Combination TB type with cover and gasket
- NPT tapered hubs
- Suitable for use in concrete
- NEMA FB 1 rated for wet locations use with threaded rigid metal conduit only

Applications

- Provides access to conductors for pulling, splicing and maintenance

Standard Material

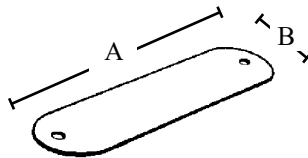
- Copper free aluminum die cast
- Cover - Stamped steel
- Gasket - Neoprene rubber

Standard Finish

- Powder coat

Catalog Number	UPC	Size	Wire Size		Unit Carton	Ship Case	Weight/Case	A	B	C
			Max. Number	Max. Size						
TB1SSCG	17572	1/2"	1	6 AWG	10	100	38	5.35	1.31	2.02
TB2SSCG	17573	3/4"	2	6 AWG	10	50	30	6	1.62	2.22
TB3SSCG	17574	1"	3	6 AWG	5	25	18	7.06	1.88	2.56
TB4SSCG	17575	1-1/4"	3	2 AWG	2	10	17	7.25	2.50	3.50
TB5SSCG	17576	1-1/2"	3	2 AWG	2	10	19	9.25	2.67	3.50
TB6SSCG	17577	2"	3	2/0 AWG	---	5	14	11.50	3.29	4.25

Conduit Body Gaskets



Features

- Provides dust proof seal between conduit body and cover to protect from hazardous elements
- Fits all Form 5 LB, LL, LR, C and T type conduit bodies and covers

Applications

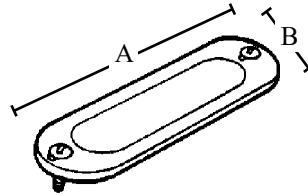
- Compatible with all Form 5 & Form 35 series conduit bodies and covers
- For use with Topaz Conduit Bodies 1/2" - 4"

Standard Material

- Neoprene

Catalog Number	UPC	Size	Unit Carton	Ship Case	Weight/Case	A	B
581	15710	1/2"	50	500	1	3.935	1.36
582	15720	3/4"	50	500	1	4.60	1.55
583	15730	1"	25	500	2	5.37	1.76
584	15740	1-1/4" - 1-1/2"	25	500	2	7.25	2.50
586	15750	2"	25	250	2	9.50	3.07
587	15760	2-1/2" - 3"	10	100	2	12.125	4.355
589	15770	3-1/2" - 4"	5	50	2	14.812	5.40

Conduit Body Covers Aluminum with Screws



UL Standard: 514A
Fed. Spec. W-C-586D
NEMA FB 1

Features

- Lightweight and corrosion resistant
- Includes screws

Applications

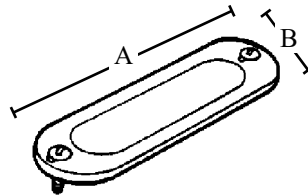
- Designed for use with Topaz Conduit Bodies; interchangeable with all major brands

Standard Material

- Aluminum

Catalog Number	UPC	Size	Unit Carton	Ship Case	Weight/ Case	A	B
571	15450	1/2"	25	250	15	3.875	1.31
572	15460	3/4"	25	250	20	4.625	1.52
573	15470	1"	10	100	9	5.315	1.71
574	15480	1-1/4" - 1-1/2"	---	25	4	7.24	2.51
576	15490	2"	---	25	7	9.484	3.11
577	15500	2-1/2" - 3"	---	10	8	12.187	4.44
579	15510	3-1/2" - 4"	---	5	7	14.937	5.50

Painted with Screws - Steel



Features

- Domed design allows for additional wiring space
- Includes screws

Applications

- Designed for use with Topaz Conduit Bodies; interchangeable with all major brands

Standard Material

- Painted steel

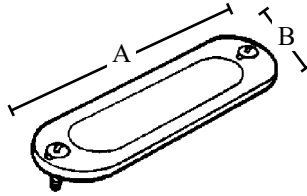
Catalog Number	UPC	Size	Unit Carton	Ship Case	Weight/ Case	A	B
572P	51177	3/4"	25	250	23	4.625	1.52
576P	51207	2"	---	25	6	9.484	3.11
577P	51214	2-1/2" - 3"	---	10	7	12.187	4.44
579P	51221	3-1/2" - 4"	---	5	10	14.937	5.50

Conduit Body Covers

Zinc Plated Steel with Screws



UL Standard: 514A
Fed. Spec. W-C-586D
NEMA FB 1



Features

- Domed design allows for additional wiring space
- Includes screws

Applications

- Designed for use with Topaz Conduit Bodies; interchangeable with all major brands

Standard Material

- Steel

Standard Finish

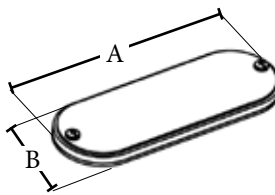
- Zinc plated

Catalog Number	UPC	Size	Unit Carton	Ship Case	Weight/Case	A	B
571S	15520	1/2"	25	250	15	3.875	1.31
572S	15530	3/4"	25	250	20	4.625	1.52
573S	15540	1"	10	100	8	5.315	1.71
574S	15550	1-1/4" - 1-1/2"	---	25	4	7.24	2.51
576S	15560	2"	---	25	7	9.484	3.11
577S	15570	2-1/2" - 3"	---	10	7	12.187	4.44
579S	15580	3-1/2" - 4"	---	5	9	14.937	5.50

Hot Dip Galvanized - Malleable Iron



Conforms to finish thickness
ASTM A123/123M
UL 514B
Fed. Spec. A-A-50563
NEMA FB 1



Features

- Hot dip galvanized for added durability and corrosion protection, use with gasket for wet locations
- Includes screws

Applications

- Compatible with all Form 5 & Form 35 series conduit bodies
- For use with Topaz Conduit Bodies 1/2" - 4"

Standard Material

- Malleable iron
- Galvanized steel screws

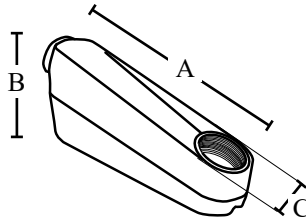
Standard Finish

- Hot dip galvanized

Catalog Number	UPC	Size	Unit Carton	Ship Case	Weight/Case	A	B
571MHDG	86663	1/2"	10	100	24	3.97	1.34
572MHDG	86664	3/4"	10	100	31	4.68	1.57
573MHDG	86665	1"	5	50	21	5.39	1.79
574MHDG	86666	1-1/4" - 1-1/2"	---	25	23	7.23	2.52
576MHDG	86667	2"	---	25	52	9.51	3.15
577MHDG	86668	2-1/2" - 3"	---	10	35	12.24	4.45
579MHDG	86669	3-1/2" - 4"	---	10	55	14.99	5.53

Mogul Conduit Bodies with Cover and Gasket

LB Type - Aluminum



Features

- Meets NEC 6x requirement
- NEMA FB 1, UL listed for use in wet locations
- Protects electrical installations in extreme industrial environments

Applications

- Mogul conduit bodies are used to gain greater access to the interior of a raceway for wire pulling, inspection and maintenance where the raceway changes direction

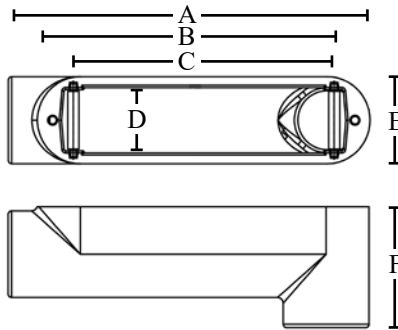
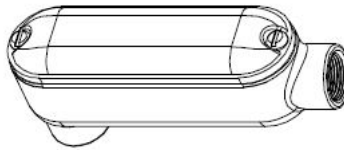
Standard Material

- Body - Aluminum
- Gasket - Fiber
- Stainless steel screws

Catalog Number	UPC	Size	Wire Size		Internal Volume (in ³)	Ship Case	Weight/Case	A	B	C
			Max. Number	Max. Size						
MLBCG4	32110	1-1/4"	3	2 AWG	40	5	8	9.68	4.29	2.12
MLBCG5	32120	1-1/2"	3	1/0 AWG	128	2	10	14.56	6.32	3.18
MLBCG6	32130	2"	3	4/0 AWG	128	2	9	14.56	6.32	3.18

Mogul Conduit Bodies with Cover and Gasket

LB Type with Rollers - Hot Dip Galvanized - Malleable Iron



Features

- c(UL)us wet locations
- Built in cable pulling roller
- Threaded NPT tapered hubs for Rigid and IMC conduit
- Smooth and round integral hub bushings protect conductor insulation
- Access to wiring for maintenance and future changes
- Assembled with raised cover, gasket and stainless steel cover screws

Applications

- Use to pull straight or 90° angle turns or making taps and splices
- Provides long and large openings for pulling large conductors, splicing and taps
- Serve as a pull outlets for conductors that are stiff

Standard Material

- Body - Malleable iron
- Gasket - Neoprene rubber
- Screws - Stainless steel

Standard Finish


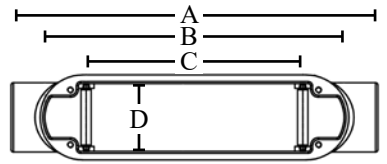
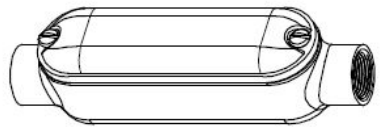
- Hot dip galvanized

Applicable Third Party Standards

- UL Standard: UL 514A - UL 514D
- Fed. Spec: W-C-586D, A-A-50563
- NEMA: FB 1-2014 - NEMA 3R
- CSA Standard C22.2 No. 18.3; CSA certified

Catalog Number	UPC	Size	Max. Number	Max. Size	Internal Volume (in ³)	Ship Case	Weight/Case	A	B	C	D	E	F
MLB3CGHDG	00966	1"	3	4 AWG	19	1	4	8.62	5.98	---	1.71	2.19	2.81
MLB4CGHDG	00967	1-1/4"	3	2 AWG	25	1	5	8.62	5.98	---	1.71	2.19	3.25
MLB5CGHDG	00969	1-1/2"	3	1/0 AWG	57	1	9	12.72	10	9.17	2.26	3.03	3.63
MLB6CGHDG	00970	2"	3	4/0 MCM	75	1	13	12.72	10	9.17	2.26	3.03	4.23
MLB7CGHDG	00971	2-1/2"	3	300 MCM	163	1	22	16.93	15	10.86	3.41	4.27	5.22
MLB8CGHDG	00972	3"	3	350 MCM	211	1	38	16.93	15	10.86	3.41	4.27	6.02
MLB9CGHDG	00973	3-1/2"	3	500 MCM	375	1	48	22.20	19.96	15.08	4.28	5.31	6.71
MLB10CGHDG	00974	4"	3	500 MCM	439	1	59	22.20	19.96	15.08	4.28	5.31	7.19

Mogul Conduit Bodies with Cover and Gasket C Type with Rollers - Hot Dip Galvanized - Malleable Iron



Features

- c(UL)us wet locations
- Built in cable pulling roller
- Threaded NPT tapered hubs for Rigid and IMC conduit
- Smooth and round integral hub bushings protect conductor insulation
- Access to wiring for maintenance and future changes
- Assembled with raised cover, gasket and stainless steel cover screws

Applications

- Provides long and large openings for pulling large conductors, splicing and taps
- Serve as a pull outlets for conductors that are stiff

Standard Material

- Body - Malleable iron
- Gasket - Neoprene rubber
- Screws - Stainless steel

Standard Finish

- Hot dip galvanized

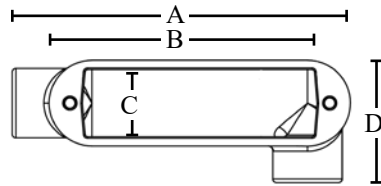
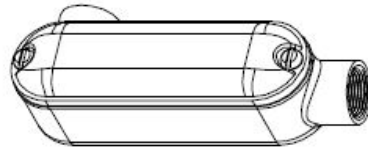
Applicable Third Party Standards

- UL Standard: UL 514A - UL 514D
- Fed. Spec: W-C-586D, A-A-50563
- NEMA: FB 1-2014 - NEMA 3R
- CSA Standard C22.2 No. 18.3; CSA certified

Catalog Number	UPC	Size	Max. Number	Max. Size	Internal Volume (in ³)	Ship Case	Weight/Case	A	B	C	D	E	F
MC3CGHDG	00956	1"	3	4 AWG	19	1	4	9.57	5.98	---	1.71	2.19	1.88
MC4CGHDG	00957	1-1/4"	3	2 AWG	25	1	6	9.57	5.98	---	1.71	2.19	2.13
MC5CGHDG	00958	1-1/2"	3	1/0 AWG	57	1	10	13.75	10	9.17	2.27	3.03	2.58
MC6CGHDG	00959	2"	3	4/0 MCM	75	1	14	13.75	10	9.17	2.27	3.03	3.17
MC7CGHDG	00960	2-1/2"	3	300 MCM	163	1	29	18.40	15	10.86	3.41	4.27	3.76
MC8CGHDG	00961	3"	3	300 MCM	211	1	38	18.40	15	10.86	3.41	4.27	4.57
MC9CGHDG	00965	3-1/2"	3	350 MCM	375	1	56	23.19	19.98	15.08	4.29	5.31	5.03
MC10CGHDG	00963	4"	3	350 MCM	439	1	65	23.19	19.98	15.08	4.29	5.31	5.52

Mogul Conduit Bodies with Cover and Gasket

LL Type - Hot Dip Galvanized - Malleable Iron



Features

- c(UL)us wet locations
- Threaded NPT tapered hubs for Rigid and IMC conduit
- Smooth and round integral hub bushings protect conductor insulation
- Access to wiring for maintenance and future changes
- Assembled with raised cover, gasket and stainless steel cover screws

Applications

- Use to pull straight or 90° angle turns or making taps and splices
- Provides long and large openings for pulling large conductors, splicing and taps
- Serve as a pull outlets for conductors that are stiff

Standard Material

- Body - Malleable iron
- Gasket - Neoprene rubber
- Screws - Stainless steel

Standard Finish

- Hot dip galvanized

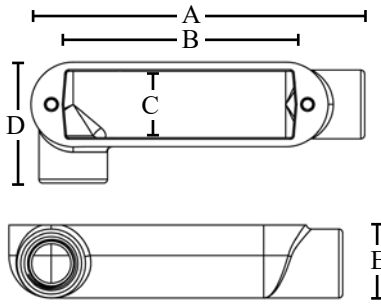
Applicable Third Party Standards

- UL Standard: UL 514A - UL 514D
- Fed. Spec: W-C-586D, A-A-50563
- NEMA: FB 1-2014 - NEMA 3R
- CSA Standard C22.2 No. 18.3; CSA certified

Catalog Number	UPC	Size	Max. Number	Max. Size	Internal Volume (in ³)	Ship Case	Weight/Case	A	B	C	D	E
MLL3CGHDG	00985	1"	3	4 AWG	19	1	4	8.62	5.98	1.71	3.12	1.87
MLL4CGHDG	00986	1-1/4"	3	2 AWG	25	1	6	8.62	5.98	1.71	3.12	2.31
MLL5CGHDG	00987	1-1/2"	3	1/0 AWG	57	1	10	12.72	10	2.26	4.08	2.58
MLL6CGHDG	00988	2"	3	4/0 AWG	75	1	14	12.72	10	2.26	4.08	3.17

Mogul Conduit Bodies with Cover and Gasket

LR Type - Hot Dip Galvanized - Malleable Iron



Features

- c(UL)us wet locations
- Threaded NPT tapered hubs for Rigid and IMC conduit
- Smooth and round integral hub bushings protect conductor insulation
- Access to wiring for maintenance and future changes
- Assembled with raised cover, gasket and stainless steel cover screws

Applications

- Use to pull straight or 90° angle turns or making taps and splices
- Provides long and large openings for pulling large conductors, splicing and taps
- Serve as a pull outlets for conductors that are stiff

Standard Material

- Body - Malleable iron
- Gasket - Neoprene rubber
- Screws - Stainless steel

Standard Finish

- Hot dip galvanized

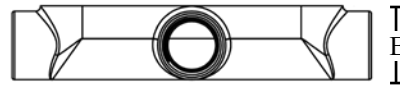
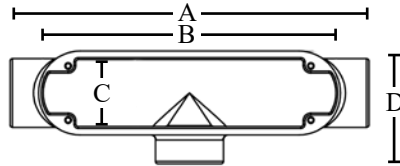
Applicable Third Party Standards

- UL Standard: UL 514A - UL 514D
- Fed. Spec: W-C-586D, A-A-50563
- NEMA: FB 1-2014 - NEMA 3R
- CSA Standard C22.2 No. 18.3; CSA certified

Catalog Number	UPC	Size	Max. Number	Max. Size	Internal Volume (in ³)	Ship Case	Weight/Case	Inches				
								A	B	C	D	E
MLR3CGHDG	00989	1"	3	4 AWG	19	1	4	8.62	5.98	1.71	3.12	1.87
MLR4CGHDG	00990	1-1/4"	3	2 AWG	25	1	6	8.62	5.98	1.71	3.12	2.31
MLR5CGHDG	00991	1-1/2"	3	1/0 AWG	57	1	10	12.72	10	2.26	4.08	2.58
MLR6CGHDG	00992	2"	3	4/0 AWG	75	1	14	12.72	10	2.26	4.08	3.17

Mogul Conduit Bodies with Cover and Gasket

T Type - Hot Dip Galvanized - Malleable Iron



Features

- c(UL)us wet locations
- Threaded NPT tapered hubs for Rigid and IMC conduit
- Smooth and round integral hub bushings protect conductor insulation
- Access to wiring for maintenance and future changes
- Assembled with raised cover, gasket and stainless steel cover screws

Applications

- Use to pull straight or 90° angle turns or making taps and splices
- Provides long and large openings for pulling large conductors, splicing and taps
- Serve as a pull outlets for conductors that are stiff

Standard Material

- Body - Malleable iron
- Gasket - Neoprene rubber
- Screws - Stainless steel

Standard Finish

- Hot dip galvanized

Applicable Third Party Standards

- UL Standard: UL 514A - UL 514D
- Fed. Spec: W-C-586D, A-A-50563
- NEMA: FB 1-2014 - NEMA 3R
- CSA Standard C22.2 No. 18.3; CSA certified

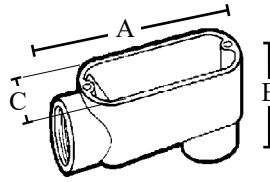
Catalog Number	UPC	Size	Max. Number	Max. Size	Internal Volume (in ³)	Ship Case	Weight/Case	A	B	C	D	E
MT3CGHDG	00976	1"	3	4 AWG	19	1	4	9.57	5.98	1.71	3.13	1.87
MT4CGHDG	00977	1-1/4"	3	2 AWG	25	1	6	9.57	5.98	1.71	3.13	2.31
MT5CGHDG	00978	1-1/2"	3	1/0 AWG	57	1	10	13.74	10	2.26	4.08	2.58
MT6CGHDG	00979	2"	3	4/0 MCM	75	1	14	13.74	10	2.26	4.08	3.17
MT7CGHDG	00980	2-1/2"	3	300 MCM	163	1	29	18.39	15	3.41	5.73	3.76
MT8CGHDG	00984	3"	3	300 MCM	211	1	38	18.39	15	3.41	5.73	4.57
MT9CGHDG	00982	3-1/2"	3	350 MCM	375	1	56	23.89	19.97	4.29	6.98	5.02
MT10CGHDG	00983	4"	3	350 MCM	439	1	65	23.89	19.97	4.29	6.98	5.51

Rigid Conduit Bodies

Threaded LB Type - Malleable Iron



UL Standard: 514A
Fed. Spec. W-C-586D
NEMA FB 1



Features

- NPT tapered hubs
- Suitable for use in concrete

Applications

- Provides access to conductors for pulling, splicing and maintenance

Standard Material

- Malleable iron

Standard Finish

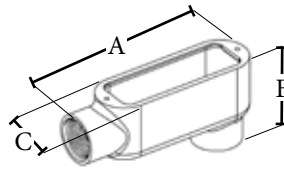
- Zinc plated, aluminum enameled

Catalog Number	UPC	Size	Wire Size		Ship Case	Weight/Case	A	B	C
			Max. Number	Max. Size					
LB1M	20940	1/2"	---	---	10	7	4.56	2.06	1.31
LB2M	20950	3/4"	3	6 AWG	10	9	5.31	2.37	1.48
LB3M	20960	1"	3	4 AWG	5	6	6.25	2.63	1.75
LB4M	20970	1-1/4"	3	2 AWG	5	23	8.22	3.50	2.40
LB5M	20980	1-1/2"	3	1/0 AWG	10	26	8.22	3.75	2.40
LB6M	20990	2"	3	4/0 AWG	5	26	10.48	4.31	3.05
LB7M	21000	2-1/2"	3	300 MCM	1	10	13.75	4.45	4.38
LB8M	21010	3"	3	350 MCM	1	13	13.75	4.45	4.38
LB9M	21020	3-1/2"	3	500 MCM	1	22	16.75	5.80	5.63
LB10M	21030	4"	3	500 MCM	1	24	16.75	5.80	5.63

Threaded LB Type - Hot Dip Galvanized



Conforms to finish thickness ASTM
A123/123M
UL 514A and UL 514D
Fed. Spec. A-A-50563
NEMA FB 1



Features

- Hot dip galvanized finish provides superior protection against severe environmental factors

Applications

- Compatible with all Form 5 & Form 35 series conduit bodies and covers
- Provides taps for branch conduit runs
- Enables 90 degree bends in conduit runs

Standard Material

- Malleable iron

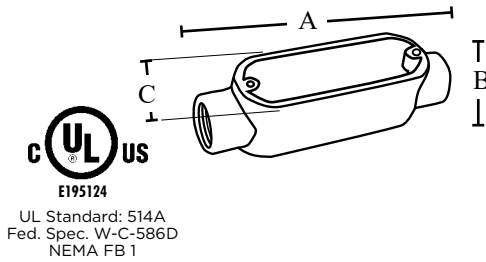
Standard Finish

- Hot dip galvanized

Catalog Number	UPC	Size	Wire Size		Internal Volume (in ³)	Ship Case	Weight/Case	A	B	C
			Max. Number	Max. Size						
LB1MHDG	86613	1/2"	---	---	4.5	10	7	4.69	2.18	1.36
LB2MHDG	86614	3/4"	3	6 AWG	7.5	10	9	5.42	2.36	1.57
LB3MHDG	86615	1"	3	4 AWG	12.5	5	6	6.28	2.86	1.79
LB4MHDG	86616	1-1/4"	3	2 AWG	32.3	5	12	8.12	3.49	2.52
LB5MHDG	86617	1-1/2"	3	1/0 AWG	35.3	2	11	8.15	3.69	2.52
LB6MHDG	86618	2"	3	4/0 AWG	73	1	6	10.53	4.52	3.15
LB7MHDG	86619	2-1/2"	3	300 MCM	142	1	10	13.76	5.39	4.45
LB8MHDG	86620	3"	3	400 MCM	173	1	13	13.82	6.18	4.45
LB9MHDG	86621	3-1/2"	3	500 MCM	300	1	22	16.65	7.19	5.53
LB10MHDG	86622	4"	3	500 MCM	328	1	24	16.65	7.36	5.53

Rigid Conduit Bodies

Threaded C Type - Malleable Iron



Features

- NPT tapered hubs
- Suitable for use in concrete

Applications

- Provides access to conductors for maintenance and future system changes
- Connects conduit sections

Standard Material

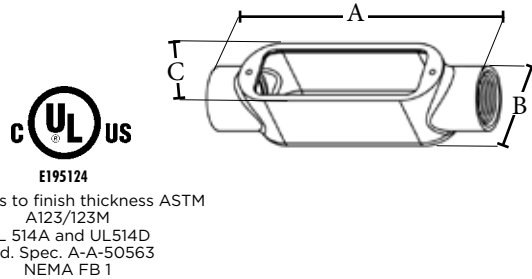
- Malleable iron

Standard Finish

- Zinc plated, aluminum enameled

Catalog Number	UPC	Size	Wire Size		Internal Volume (in ³)	Ship Case	Weight/Case	A	B	C
			Max. Number	Max. Size						
C1M	20000	1/2"	---	---	4.5	10	7	5.35	1.31	1.31
C2M	20010	3/4"	3	6 AWG	7.5	10	23	6	1.62	1.48
C3M	20020	1"	3	4 AWG	12.5	5	6	7.06	1.88	1.75
C4M	20030	1-1/4"	3	2 AWG	32.3	5	23	9.25	2.50	2.40
C5M	20040	1-1/2"	3	1/0 AWG	35.3	2	26	9.25	2.67	2.40
C6M	20050	2"	3	3/0 AWG	73	1	26	11.50	3.29	3.05
C7M	20051	2-1/2"	3	250 MCM	138	1	10	15	3.9063	4.312
C8M	20052	3"	3	250 MCM	170	1	12	15.125	4.75	4.312
C9M	20053	3-1/2"	3	350 MCM	300	1	21	18.125	5.1875	4.875
C10M	20054	4"	3	350 MCM	328	1	23	18.125	5.5625	4.875

Threaded C Type - Hot Dip Galvanized



Features

- Hot dip galvanized finish provides superior protection against severe environmental factors

Applications

- Compatible with all Form 5 & Form 35 series conduit bodies and covers
- Provides taps for branch conduit runs
- Enables 90 degree bends in conduit runs

Standard Material

- Malleable iron

Standard Finish

- Hot dip galvanized

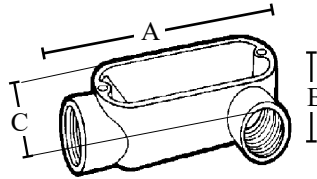
Catalog Number	UPC	Size	Wire Size		Internal Volume (in ³)	Ship Case	Weight/Case	A	B	C
			Max. Number	Max. Size						
C1MHDG	86643	1/2"	---	---	4.5	10	6	5.43	1.46	1.36
C2MHDG	86644	3/4"	3	6 AWG	7.5	10	9	6.18	1.65	1.57
C3MHDG	86645	1"	3	4 AWG	12.5	5	6	7.16	1.98	1.79
C4MHDG	86646	1-1/4"	3	2 AWG	32.3	5	12	9	2.60	2.52
C5MHDG	86647	1-1/2"	3	1/0 AWG	35.3	2	6	9.07	2.80	2.52
C6MHDG	86648	2"	3	3/0 AWG	73	1	6	11.54	3.52	3.15
C7MHDG	86649	2-1/2"	3	250 MCM	138	1	10	15.28	3.98	4.45
C8MHDG	86650	3"	3	250 MCM	170	1	15	15.39	4.65	4.45
C9MHDG	86651	3-1/2"	3	350 MCM	300	1	27	18.30	5.43	5.53
C10MHDG	86652	4"	3	350 MCM	328	1	24	18.30	5.74	5.53

Rigid Conduit Bodies

Threaded LL Type - Malleable Iron



E195124
UL Standard: 514A
Fed. Spec. W-C-586D
NEMA FB 1



Features

- NPT tapered hubs
- Suitable for use in concrete

Applications

- Provides access to conductors for pulling, splicing and maintenance

Standard Material

- Malleable iron

Standard Finish

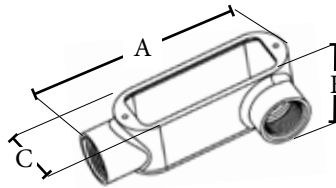
- Zinc plated, aluminum enameled

Catalog Number	UPC	Size	Wire Size		Internal Volume (in ³)	Ship Case	Weight/Case	A	B	C
			Max. Number	Max. Size						
LL1M	21140	1/2"	---	---	4.5	10	7	4.56	1.31	2.06
LL2M	21150	3/4"	3	6 AWG	7.5	10	9	5.31	1.62	2.23
LL3M	21160	1"	3	4 AWG	12.5	5	6	6.25	1.88	2.50
LL4M	21170	1-1/4"	3	2 AWG	32.3	5	23	8.22	2.50	3.40
LL5M	21180	1-1/2"	3	1/0 AWG	35.3	10	26	8.22	2.67	3.48
LL6M	21190	2"	3	4/0 AWG	73	5	26	10.48	3.29	4.07
LL7M	21200	2-1/2"	3	300 MCM	138	1	10	13.6094	3.9063	5.718
LL8M	21210	3"	3	350 MCM	170	1	13	13.875	4.75	5.875
LL9M	21220	3-1/2"	3	50 MCM	300	1	22	16.50	6.8125	7.125
LL10M	21230	4"	3	350 MCM	328	1	24	16.50	7.1875	7.125

Threaded LL Type - Hot Dip Galvanized



E195124
Conforms to finish thickness ASTM
A123/123M
UL 514A and UL 514B
Fed. Spec. A-A-50563
NEMA FB 1



Features

- Hot dip galvanized finish provides superior protection against severe environmental factors

Applications

- Compatible with all Form 5 & Form 35 series conduit bodies and covers
- Provides taps for branch conduit runs
- Enables 90 degree bends in conduit runs

Standard Material

- Malleable iron

Standard Finish

- Hot dip galvanized

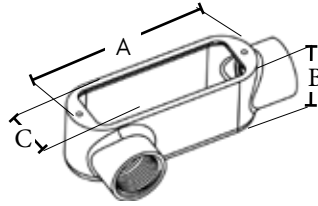
Catalog Number	UPC	Size	Wire Size		Internal Volume (in ³)	Ship Case	Weight/Case	A	B	C
			Max. Number	Max. Size						
LL1MHDG	86623	1/2"	---	---	4.5	10	7	4.69	1.46	2.08
LL2MHDG	86624	3/4"	3	6 AWG	7.5	10	10	5.42	1.65	2.31
LL3MHDG	86625	1"	3	4 AWG	12.5	5	6	6.28	1.98	2.68
LL4MHDG	86626	1-1/4"	3	2 AWG	32.3	5	13	8.12	2.60	3.41
LL5MHDG	86627	1-1/2"	3	1/0 AWG	35.3	2	6	8.15	2.80	3.45
LL6MHDG	86628	2"	3	4/0 AWG	73	1	6	10.53	3.52	4.15
LL7MHDG	86629	2-1/2"	3	300 MCM	142	1	10	13.76	3.98	5.86
LL8MHDG	86630	3"	3	350 MCM	173	1	13	13.82	4.65	5.92
LL9MHDG	86631	1/2"	3	350 MCM	300	1	22	16.65	5.43	7.14
LL10MHDG	86632	4"	3	350 MCM	330	1	24	16.65	5.74	7.19

Rigid Conduit Bodies

Threaded LR Type - Malleable Iron



UL Standard: 514A
Fed. Spec. W-C-586D
NEMA FB 1



Features

- NPT tapered hubs
- Suitable for use in concrete

Applications

- Provides access to conductors for pulling, splicing and maintenance

Standard Material

- Malleable iron

Standard Finish

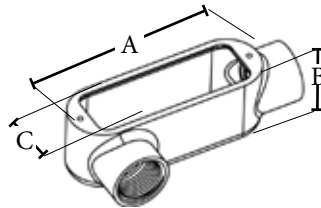
- Zinc plated, aluminum enameled

Catalog Number	UPC	Size	Wire Size		Internal Volume (in ³)	Ship Case	Weight/Case	A	B	C
			Max. Number	Max. Size						
LR1M	21340	1/2"	---	---	4.5	10	7	4.56	1.31	2.06
LR2M	21350	3/4"	3	6 AWG	7.5	10	9	5.31	1.62	2.23
LR3M	21360	1"	3	4 AWG	12.5	5	6	6.25	1.88	2.50
LR4M	21370	1-1/4"	3	2 AWG	32.3	5	23	8.22	2.50	3.40
LR5M	21380	1-1/2"	3	1/0 AWG	35.3	10	26	8.22	2.67	3.48
LR6M	21390	2"	3	4/0 AWG	73	5	26	10.48	3.29	4.07
LR7M	21400	2-1/2"	3	300 MCM	138	1	10	13.75	4.45	4.38
LR8M	21410	3"	3	350 MCM	170	1	13	13.75	4.45	4.38
LR9M	21420	1/2"	3	350 MCM	300	1	22	16.75	5.80	5.63
LR10M	21430	4"	3	350 MCM	328	1	24	16.75	5.80	5.63

Threaded LR Type - Hot Dip Galvanized



Conforms to finish thickness ASTM
A123/123M
UL 514A and UL 514D
Fed. Spec. A-A-50563
NEMA FB 1



Features

- Hot dip galvanized finish provides superior protection against severe environmental factors

Applications

- Compatible with all Form 5 & Form 35 series conduit bodies and covers
- Provides taps for branch conduit runs
- Enables 90 degree bends in conduit runs

Standard Material

- Malleable iron

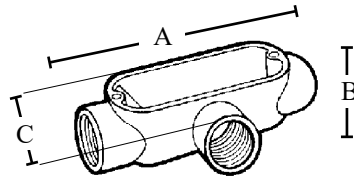
Standard Finish

- Hot dip galvanized

Catalog Number	UPC	Size	Wire Size		Internal Volume (in ³)	Ship Case	Weight/Case	A	B	C
			Max. Number	Max. Size						
LR1MHDG	86633	1/2"	---	---	4.5	10	7	4.69	1.46	2.08
LR2MHDG	86634	3/4"	3	6 AWG	7.5	10	10	5.42	1.65	2.31
LR3MHDG	86635	1"	3	4 AWG	12.5	5	6	6.28	1.98	2.68
LR4MHDG	86636	1-1/4"	3	2 AWG	32.3	5	13	8.12	2.60	3.41
LR5MHDG	86637	1-1/2"	3	1/0 AWG	35.3	2	6	8.15	2.80	3.45
LR6MHDG	86638	2"	3	4/0 AWG	73	1	6	10.53	3.52	4.15
LR7MHDG	86639	2-1/2"	3	300 MCM	142	1	10	13.76	3.98	5.86
LR8MHDG	86640	3"	3	350 MCM	173	1	13	13.82	4.65	5.92
LR9MHDG	86641	3-1/2"	3	350 MCM	300	1	22	16.65	5.43	7.14
LR10MHDG	86642	4"	3	350 MCM	330	1	24	16.65	5.74	7.19

Rigid Conduit Bodies

Threaded T Type - Malleable Iron



Features

- NPT tapered hubs
- Suitable for use in concrete

Applications

- Provides access to conductors for pulling, splicing and maintenance

Standard Material

- Malleable iron

Standard Finish

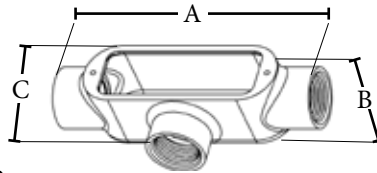
- Zinc plated, aluminum enameled

Applicable Third Party Standards

- UL Standard: UL 514A
- Fed. Spec: W-C-586D
- NEMA: FB 1

Catalog Number	UPC	Size	Wire Size		Internal Volume (in ³)	Ship Case	Weight/Case	A	B	C
			Max. Number	Max. Size						
T1M	21830	1/2"	---	---	6	10	8	5.35	1.31	2.02
T2M	21840	3/4"	3	6 AWG	9.5	10	12	6	1.62	2.22
T3M	21850	1"	3	4 AWG	15	5	9	7.06	1.88	2.56
T4M	21860	1-1/4"	3	2 AWG	33	5	16	7.25	2.50	3.50
T5M	21870	1-1/2"	3	1 AWG	36	2	7	9.25	2.67	3.50
T6M	21880	2"	3	2/0 AWG	75	1	6	11.50	3.29	4.25
T7M	21890	2-1/2"	3	4/0 AWG	138	1	12	15	3.9375	5.718
T8M	21900	3"	3	4/0 AWG	170	1	15	15.125	4.75	8.875
T9M	21910	3-1/2"	3	350 MCM	300	1	23	18.125	5.2031	6.812
T10M	21920	4"	3	350 MCM	328	1	24	18.125	5.5625	7.203

Threaded T Type - Hot Dip Galvanized



Conforms to finish thickness ASTM
A123/123M
UL 514A and UL 514D
Fed. Spec. A-A-50563
NEMA FB 1

Features

- Hot dip galvanized finish provides superior protection against severe environmental factors

Applications

- Compatible with all Form 5 & Form 35 series conduit bodies and covers
- Provides taps for branch conduit runs
- Enables 90 degree bends in conduit runs

Standard Material

- Malleable iron

Standard Finish

- Hot dip galvanized

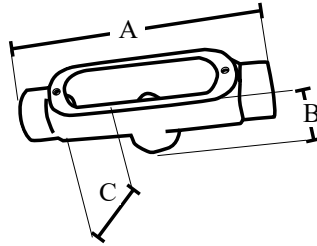
Catalog Number	UPC	Size	Wire Size		Internal Volume (in ³)	Ship Case	Weight/Case	A	B	C
			Max. Number	Max. Size						
T1MHDG	86653	1/2"	---	---	4	10	9	5.35	1.31	2.02
T2MHDG	86654	3/4"	3	6 AWG	7	10	11	6	1.62	2.22
T3MHDG	86655	1"	3	4 AWG	12	5	8	7.06	1.88	2.56
T4MHDG	86656	1-1/4"	3	2 AWG	33	5	14	7.25	2.50	3.50
T5MHDG	86657	1-1/2"	3	1 AWG	36	2	6	9.25	2.67	3.50
T6MHDG	86658	2"	3	2/0 AWG	76	1	6	11.50	3.29	4.25
T7MHDG	86659	2-1/2"	3	300 MCM	146	1	12	15.00	3.94	5.72
T8MHDG	86660	3"	3	300 MCM	185	1	15	15.125	4.75	8.88
T9MHDG	86661	3-1/2"	3	350 MCM	300	1	27	18.125	5.20	6.81
T10MHDG	86662	4"	3	350 MCM	330	1	28	18.125	5.56	7.20

Rigid Conduit Bodies

Threaded TB Type - Malleable Iron



UL Standard: 514A
Fed. Spec. W-C-586D
NEMA FB 1



Features

- NPT tapered hubs

Applications

- Provides access to conductors for pulling, splicing and maintenance

Standard Material

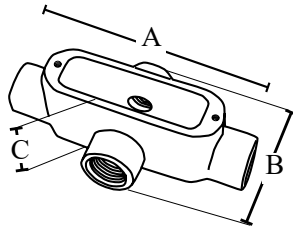
- Malleable iron

Standard Finish

- Zinc plated, aluminum enameled

Catalog Number	UPC	Size	Wire Size		Internal Volume (in ³)	Ship Case	Weight/Case	A	B	C
			Max. Number	Max. Size						
TB1M	17545	1/2"	---	---	5.6	10	10	5.25	1.9375	1.9375
TB2M	17546	3/4"	3	6 AWG	9.5	10	6	6.0625	1.5625	1.5625
TB3M	17547	1"	3	4 AWG	15	5	20	7.125	1.8125	1.8125
TB4M	17548	1-1/4"	3	2 AWG	33	5	19	9.3125	2.4375	3.75
TB5M	17549	1-1/2"	3	1 AWG	36	2	20	9.3125	2.4375	3.75
TB6M	17550	2"	3	2/0 AWG	75	1	13	11.8125	3.8125	4.125

Threaded X Type - Malleable Iron



Features

- NPT tapered hubs

Applications

- Provides access to conductors for pulling, splicing and maintenance

Standard Material

- Malleable iron

Standard Finish

- Zinc plated, aluminum enameled

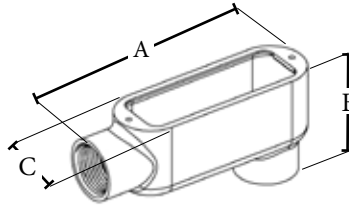
Applicable Third Party Standards

- UL 514A
- Fed. Spec. W-C-586D, A-A-50563
- NEMA FB 1

Catalog Number	UPC	Size	Wire Size		Internal Volume (in ³)	Ship Case	Weight/Case	A	B	C
			Max. Number	Max. Size						
X1M	17551	1/2"	---	---	5.6	10	12	5.25	2.8125	1.75
X2M	17552	3/4"	3	6 AWG	9.5	10	14	6.0625	2.9375	2
X3M	17553	1"	3	4 AWG	15	5	23	7.125	3.5625	2.25
X4M	17554	1-1/4"	3	2 AWG	33	5	20	9.125	4.4375	2.5625
X5M	17555	1-1/2"	3	1 AWG	36	2	22	9.125	4.4375	2.75
X6M	17556	2"	3	2/0 AWG	75	1	16	11.75	5.375	3.4375

Rigid Conduit Bodies

LB Type - Form 7



E195124

UL 514A and UL 514B
Fed. Spec. A-A-50563
NEMA FB 1

Features

- NPT tapered hubs
- NEMA FB 1/NEMA 3R raintight when installed with cover and gasket
- Suitable for Class 1 Div.2 hazardous locations when installed according to NEC 2014 501.10(B)(4)

Applications

- Serves as pull outlet for conductors being installed
- Enables 90 degree bends in conduit system
- Provides openings for making splices and taps in conductors
- Connects and changes direction of conduit runs
- Provides access to conductors for maintenance and future system changes

Standard Material

- Gray iron

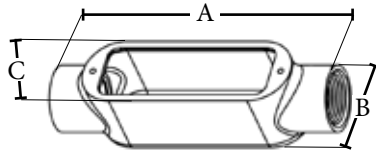
Standard Finish

- Zinc plated
- Eco-friendly finish with superior corrosion resistant coating
- ASTM B117 (200+ HR NaCL spray test)
- Highly resistant to solvents, fuels and acids

Catalog Number	UPC	Size	Wire Size		Internal Volume (in ³)	Ship Case	Weight/Case	A	B	C
			Max. Number	Max. Size						
LB1G7	86905	1/2"	---	---	3.8	10	8	4.50	1.50	2.20
LB2G7	86906	3/4"	3	6 AWG	5.8	10	12	5.20	1.70	2.50
LB3G7	86907	1"	3	4 AWG	9	5	9	6.20	1.80	2.90
LB4G7	86908	1-1/4"	3	2 AWG	17.8	10	25	6.50	2.20	3.20
LB5G7	86909	1-1/2"	3	2 AWG	24.5	10	30	7.10	2.40	3.50
LB6G7	86910	2"	3	1/0 AWG	45	5	24	8.10	3	4.10
LB7G7	86911	2-1/2"	3	3/0 AWG	95.8	1	8	10.70	4.30	5.30
LB8G7	86912	3"	3	3/0 AWG	119	1	10	10.70	4.30	6
LB9G7	86913	3-1/2"	3	300 MCM	208	1	14	12.80	5.30	6.60
LB10G7	86914	4"	3	300 MCM	231	1	17	12.80	5.30	7.10

Rigid Conduit Bodies

C Type - Form 7



UL 514A and UL 514B
Fed. Spec A-A-50563
NEMA FB 1

Features

- NPT tapered hubs
- NEMA FB 1/NEMA 3R raintight when installed with cover and gasket
- Suitable for Class 1 Div.2 hazardous locations when installed according to NEC 2014 501.10(B)(4)

Applications

- Serves as pull outlet for conductors being installed

Standard Material

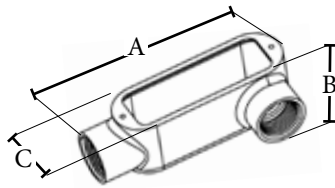
- Gray iron

Standard Finish

- Zinc plated
- Eco-friendly finish with superior corrosion resistant coating
- ASTM B117 (200+ HR NaCL spray test)
- Highly resistant to solvents, fuels and acids

Catalog Number	UPC	Size	Wire Size		Internal Volume (in ³)	Ship Case	Weight/Case	A	B	C
			Max. Number	Max. Size						
C1G7	86915	1/2"	---	---	3.8	10	8	5.30	1.50	1.40
C2G7	86916	3/4"	3	6 AWG	5.8	10	12	6.20	1.70	1.70
C3G7	86917	1"	3	4 AWG	9	5	9	7.30	1.80	1.90
C4G7	86918	1-1/4"	3	2 AWG	17.8	10	27	7.40	2.20	2.30
C5G7	86919	1-1/2"	3	2 AWG	24	10	33	8.20	2.40	2.60
C6G7	86920	2"	3	1/0 AWG	45	5	25	9.10	3	3.10
C7G7	86921	2-1/2"	3	2/0 AWG	95.8	1	10	12.40	4.30	3.70
C8G7	86922	3"	3	2/0 AWG	119	1	13	12.40	4.30	4.40

LL Type - Form 7



UL 514A and UL 514B
Fed. Spec A-A-50563
NEMA FB 1

Features

- NPT tapered hubs
- NEMA FB 1/NEMA 3R raintight when installed with cover and gasket
- Suitable for Class 1 Div.2 hazardous locations when installed according to NEC 2014 501.10(B)(4)

Applications

- Serves as pull outlet for conductors being installed

Standard Material

- Gray iron

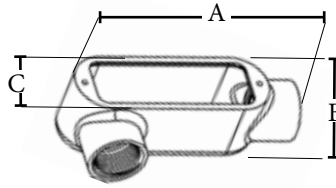
Standard Finish

- Zinc plated
- Eco-friendly finish with superior corrosion resistant coating
- ASTM B117 (200+ HR NaCL spray test)
- Highly resistant to solvents, fuels and acids

Catalog Number	UPC	Size	Wire Size		Internal Volume (in ³)	Ship Case	Weight/Case	A	B	C
			Max. Number	Max. Size						
LL1G7	86925	1/2"	---	---	3.8	10	8	4.50	2.30	1.40
LL2G7	86926	3/4"	3	6 AWG	5.8	10	12	5.20	2.50	1.70
LL3G7	86927	1"	3	4 AWG	9	5	9	6.20	2.80	1.90
LL4G7	86928	1-1/4"	3	2 AWG	17.8	10	25	6.50	3.10	2.30
LL5G7	86929	1-1/2"	3	2 AWG	24	10	30	7.10	3.40	2.60
LL6G7	86930	2"	3	1/0 AWG	45	5	24	8.10	4	3.10
LL7G7	86931	2-1/2"	3	250 MCM	95.8	1	8	10.70	5.80	3.70
LL8G7	86932	3"	3	250 MCM	119	1	10	10.70	5.80	4.40
LL10G7	86934	4"	3	350 MCM	231	1	17	12.80	7	5.40

Rigid Conduit Bodies

LR Type - Form 7



UL 514A and UL 514B
Fed. Spec A-A-50563
NEMA FB 1

Features

- NPT tapered hubs
- NEMA FB 1/NEMA 3R raintight when installed with cover and gasket
- Suitable for Class 1 Div.2 hazardous locations when installed according to NEC 2014 501.10(B)(4)

Applications

- Serves as pull outlet for conductors being installed

Standard Material

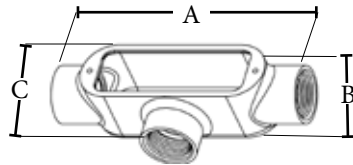
- Gray iron

Standard Finish

- Zinc plated
- Eco-friendly finish with superior corrosion resistant coating
- ASTM B117 (200+ HR NaCl spray test)
- Highly resistant to solvents, fuels and acids

Catalog Number	UPC	Size	Wire Size		Internal Volume (in ³)	Ship Case	Weight/Case	A	B	C
			Max. Number	Max. Size						
LR1G7	86945	1/2"	---	---	3.8	10	8	4.50	2.30	1.40
LR2G7	86946	3/4"	3	6 AWG	5.8	10	12	5.20	2.50	1.70
LR3G7	86947	1"	3	4 AWG	9	5	9	6.20	2.80	1.90
LR4G7	86948	1-1/4"	3	2 AWG	17.8	10	25	6.50	3.10	2.30
LR5G7	86949	1-1/2"	3	2 AWG	24	10	30	7.10	3.40	2.60
LR6G7	86950	2"	3	1/0 AWG	45	5	24	8.10	4	3.10
LR7G7	86951	2-1/2"	3	250 MCM	95.8	1	8	10.70	5.80	3.70
LR8G7	86952	3"	3	250 MCM	119	1	10	10.70	5.80	4.40
LR10G7	86954	4"	3	350 MCM	231	1	17	12.80	7	5.40

T Type - Form 7



UL 514A and UL 514B
Fed. Spec A-A-50563
NEMA FB 1

Features

- NPT tapered hubs
- NEMA FB 1/NEMA 3R raintight when installed with cover and gasket
- Suitable for Class 1 Div.2 hazardous locations when installed according to NEC 2014 501.10(B)(4)

Applications

- Serves as pull outlet for conductors being installed

Standard Material

- Gray iron


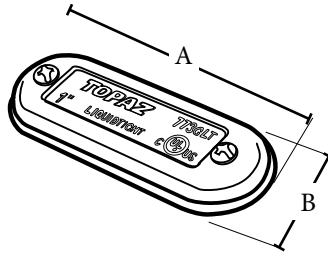
Standard Finish

- Zinc plated
- Eco-friendly finish with superior corrosion resistant coating
- ASTM B117 (200+ HR NaCl spray test)
- Highly resistant to solvents, fuels and acids

Catalog Number	UPC	Size	Wire Size		Internal Volume (in ³)	Ship Case	Weight/Case	A	B	C
			Max. Number	Max. Size						
T1G7	86935	1/2"	---	---	3.8	10	8	5.30	2.50	1.80
T2G7	86936	3/4"	3	6 AWG	5.8	10	13	6.20	2.70	2
T3G7	86937	1"	3	4 AWG	9	5	9	7.30	3	2.30
T4G7	86938	1-1/4"	3	2 AWG	17.8	10	26	7.40	3.10	2.30
T5G7	86939	1-1/2"	3	2 AWG	24	10	32	8.20	3.40	2.60
T6G7	86940	2"	3	1/0 AWG	45	5	25	9.10	4	3.10
T7G7	86941	2-1/2"	3	2/0 AWG	95.8	1	8	12.40	5.80	3.70
T8G7	86942	3"	3	2/0 AWG	119	1	11	12.40	5.80	4.40
T10G7	86944	4"	3	250 MCM	231	1	18	14.50	7	5.40

Conduit Body Cover

Form 7 Liquidtight with Integral Gasket



Features

- Domed for extra capacity
- Liquidtight, raintight, oiltight
- Suitable for use in Class I Division 2, Class II Division 1 & 2, Class III Division 1 hazardous locations
- Unique wedge clamp cover design allows easy removal without damaging the conduit body; domed cover design provides additional capacity
- NEMA 4X rated

Applications

- Interchangeable with all major brand Form 7 conduit bodies

Standard Material

- Gray iron
- Stainless steel screws
- Silicone gasket

Standard Finish

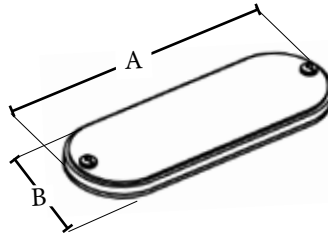
- Eco-friendly finish with superior corrosion resistant coating
- Exceeds 200 hour salt spray test

Catalog Number	UPC	Size	Unit Carton	Ship Case	Weight/Case	A	B	Depth
771GLT	87196	1/2"	10	100	36	3.70	1.30	.60
772GLT	87197	3/4"	10	100	38	4.30	1.60	.50
773GLT	87198	1"	5	50	29	5	1.80	.60
774GLT	87199	1-1/4"	---	25	21	5.60	2.20	.70
775GLT	87200	1-1/2"	---	20	21	6.10	2.40	.70
776GLT	87201	2"	---	20	40	7.10	3	.70
777GLT	87202	2-1/2" - 3"	---	10	20	9.10	4.30	.80
779GLT	87203	3-1/2" - 4"	---	10	31	11	5.30	.80

Steel Conduit Body Cover Form 7 with Integral Gasket



UL 514A and UL 514B
Fed. Spec A-A-50563
NEMA FB 1 NEMA 3R



Features

- Domed for extra capacity
- Cover screws help prevent water from entering the conduit body
- Unique wedge clamp cover design allows easy removal without damaging the conduit body
- NEMA 3R

Applications

- Interchangeable with all major brand Form 7 conduit bodies

Standard Material

- Steel cover
- Stainless steel screws
- Silicone gasket

Standard Finish

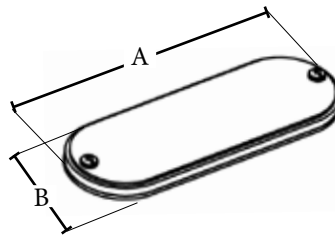
- Zinc plated

Catalog Number	UPC	Size	Unit Carton	Ship Case	Weight/Case	A	B	Depth
771S	86955	1/2"	10	100	11	3.70	1.30	.30
772S	86956	3/4"	10	100	15	4.30	1.60	.30
773S	86957	1"	5	50	10	5	1.80	.30
774S	86958	1-1/4"	---	25	7	5.60	2.20	.30
775S	86959	1-1/2"	---	20	6	6.10	2.30	.30
776S	86960	2"	---	20	8	7.10	3	.30
777S	86961	2-1/2" - 3"	---	10	9	9.10	4.30	.50
779S	86962	3-1/2" - 4"	---	10	12	11	5.30	.50

Iron Conduit Body Cover Form 7 with Integral Gasket



UL 514A and UL 514B
Fed. Spec A-A-50563
NEMA FB 1 NEMA 3R



Features

- Domed for extra capacity
- Unique wedge clamp cover design allows easy removal without damaging the conduit body
- NEMA 3R

Applications

- Interchangeable with all major brand Form 7 conduit bodies

Standard Material

- Iron cover
- Stainless steel screws
- Silicone gasket

Standard Finish

- Zinc plated

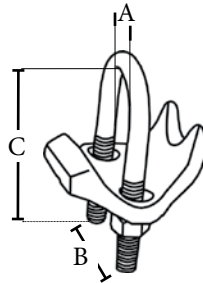
Catalog Number	UPC	Size	Unit Carton	Ship Case	Weight/Case	A	B	Depth
771G	86963	1/2"	10	100	36	3.70	1.30	.60
772G	86964	3/4"	10	100	38	4.30	1.60	.50
773G	86965	1"	5	50	29	5	1.80	.60
774G	86966	1-1/4"	---	25	21	5.60	2.20	.70
775G	86967	1-1/2"	---	20	21	6.10	2.40	.70
776G	86968	2"	---	20	40	7.10	3	.70
777G	86969	2-1/2" - 3"	---	10	20	9.10	4.30	.80
779G	86970	3-1/2" - 4"	---	10	31	11	5.30	.80

Right Angle Conduit Support

Malleable Iron - Hot Dip Galvanized



E174011
 Conforms to finish thickness
 ASTM A123/123M
 UL 2239
 RoHS
 Fed. Spec. A-A-50553
 NEMA FB1



Features

- Hot dip galvanized for added durability and corrosion protection
- Provides a secure connection and tight clamping action capable of withstanding heavy load

Applications

- Right angle conduit clamps are used to mount EMT or Rigid conduit across or perpendicular to beam, channel or angle supports

Standard Material

- Malleable iron
- Galvanized steel hardware

Standard Finish

- Hot dip galvanized

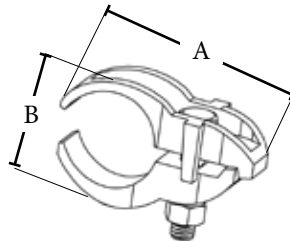
Catalog Number	UPC	Size	Ship Case	Weight/Case	A	B	C
1551HDG	86579	1/2"	50	15	.97	1.24	2.46
1552HDG	86580	3/4"	50	16	1.15	1.43	2.76
1553HDG	86581	1"	50	19	1.42	1.70	3.01
1554HDG	86582	1-1/4"	50	23	1.79	2.07	3.16
1555HDG	86583	1-1/2"	50	27	2.04	2.32	3.52
1556HDG	86584	2"	50	36	2.49	2.83	4.39
1557HDG	86585	2-1/2"	25	22	3.06	3.39	4.75
1558HDG	86586	3"	25	27	3.65	3.98	5.38
1559HDG	86587	3-1/2"	25	30	4.21	4.55	5.76
1559AHDG	86588	4"	25	34	4.69	5.03	6.27

Parallel Conduit Support

Malleable Iron - Hot Dip Galvanized



E174011
 Conforms to finish thickness
 ASTM A123/123M
 UL 2239
 RoHS
 Fed. Spec. A-A-50553
 NEMA FB1



Features

- Hot dip galvanized for added durability and corrosion protection
- Provides a secure connection and tight clamping action capable of withstanding heavy loads

Applications

- Parallel conduit supports are used to mount EMT, Rigid or IMC conduit parallel to a beam, channel or angle support

Standard Material

- Malleable iron
- Galvanized steel hardware

Standard Finish

- Hot dip galvanized

Catalog Number	UPC	Size	Ship Case	Weight/Case	A	B
1561HDG	83233	1/2"	50	27	2.80	1.42
1562HDG	83235	3/4"	50	28	2.99	1.47
1563HDG	83236	1"	50	30	3.19	1.54
1564HDG	86554	1-1/4"	25	18	3.39	2.01
1565HDG	86555	1-1/2"	25	21	3.62	2.01
1566HDG	86556	2"	25	27	4.37	2.87
1567HDG	86557	2-1/2"	10	15	5.12	3.23
1568HDG	86558	3"	10	18	5.79	4.06
1569HDG	86559	3-1/2"	10	20	6.26	4.53
1570HDG	86560	4"	10	23	6.46	4.61

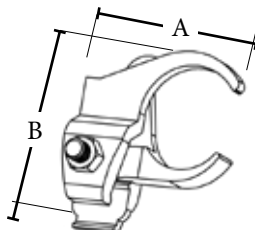
Edge Type Conduit Support

Malleable Iron - Hot Dip Galvanized



E174011

Conforms to finish thickness
ASTM A123/123M
UL 2239
RoHS
Fed. Spec. A-A-50553
NEMA FB1



Features

- Hot dip galvanized for added durability and corrosion protection
- Provides a secure connection and tight clamping action capable of withstanding heavy loads

Applications

- Edge type conduit supports are used to mount EMT or Rigid conduit perpendicular to a beam, channel or angle supports

Standard Material

- Malleable iron
- Galvanized steel hardware

Standard Finish

- Hot dip galvanized

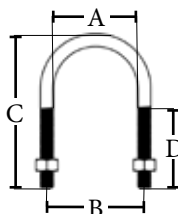
Catalog Number	UPC	Size	Ship Case	Weight/Case	A	B
1571HDG	86561	1/2"	50	33	2.10	2.72
1572HDG	86562	3/4"	50	36	2.44	3.01
1573HDG	86563	1"	50	37	2.57	3.23
1574HDG	86564	1-1/4"	25	22	2.96	3.47
1575HDG	86565	1-1/2"	25	26	3.27	3.65
1576HDG	86566	2"	25	36	3.85	4.36
1577HDG	86567	2-1/2"	10	21	4.40	5.05
1578HDG	86568	3"	10	25	5.08	5.41

RMC U-Bolt with Hex Nuts

Hot Dip Galvanized



UL 2239



Features

- For use with Rigid, EMT and IMC conduit
- Heavy duty hex nuts included
- Engineered to withstand high stress applications

Applications

- Safely run and support conduit in electrical systems

Standard Material

- Steel

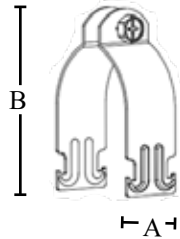
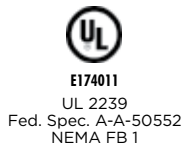
Standard Finish

- Hot dip galvanized

Catalog Number	UPC	Size	Bolt Size	Unit Carton	Ship Case	Weight/Case	A	B	C	D
761HDG	86569	1/2"	5/16" - 18	25	250	13	.97	1.24	2.46	1.50
762HDG	86570	3/4"	5/16" - 18	25	250	16	1.15	1.43	2.76	1.50
763HDG	86571	1"	5/16" - 18	25	250	16	1.42	1.70	3.01	1.50
764HDG	86572	1-1/4"	5/16" - 18	20	200	16	1.79	2.07	3.16	1.50
765HDG	86573	1-1/2"	5/16" - 18	20	200	19	2.04	2.32	3.52	1.50
766HDG	86574	2"	3/8" - 16	10	100	31	2.49	2.83	4.39	1.96
767HDG	86575	2-1/2"	3/8" - 16	---	20	31	3.06	3.39	4.75	1.96
768HDG	86576	3"	3/8" - 16	---	20	38	3.65	3.98	5.38	1.96
769HDG	86577	3-1/2"	3/8" - 16	---	20	41	4.21	4.55	5.76	1.96
770HDG	86578	4"	3/8" - 16	---	20	43	4.69	5.03	6.27	1.96

Universal Strut Clamps

EMT, IMC and Rigid - One Piece Design



Catalog Number	UPC	Size	Ship Case	Weight/Case	A	B
2102CS	87281	3/4"	100	12	1.24	2.42
2104CS	87283	1-1/4"	100	15	1.24	3.09
2105CS	87284	1-1/2"	50	9	1.24	3.38
2107CS	87286	2-1/2"	50	14	1.24	4.47
2108CS	87287	3"	25	16	1.24	5.08
2109CS	87288	3-1/2"	25	18	1.24	5.74
2110CS	87289	4"	25	19	1.24	6.30

Features

- Strengthening ribs for heavier loads
- For use with EMT/Rigid and IMC conduit
- One piece clean design for easier handling
- Plastic retainer attached for avoiding accidental loss of high strength bolt during installation
- Integral threads on clamp without nut to save installation time

Applications

- Use to secure EMT, IMC, and Rigid conduits

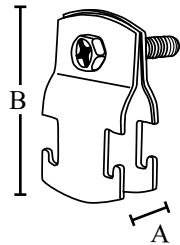
Standard Material

- Steel

Standard Finish

- Zinc plated

EMT and Rigid



Catalog Number	UPC	Size	Screw Size	Ship Case	Weight/Case	A	B
2101	41031	1/2"	1/4-20 x 1-1/4"	100	10	1.24	2.30
2102	41032	3/4"	1/4-20 x 1-1/4"	100	11	1.24	2.46
2103	41033	1"	1/4-20 x 1-1/4"	100	13	1.24	2.68
2104	41034	1-1/4"	1/4-20 x 1-1/4"	100	16	1.24	3.21
2105	41035	1-1/2"	5/16-18 x 1-1/2"	50	9	1.24	3.42
2106	41036	2"	5/16-18 x 1-1/2"	50	11	1.24	4
2107	41037	2-1/2"	5/16-18 x 1-3/4"	50	17	1.24	5
2108	41038	3"	5/16-18 x 1-3/4"	25	21	1.24	5.55
2109	41039	3-1/2"	5/16-18 x 1-3/4"	25	13	1.24	6
2110	41040	4"	5/16-18 x 1-3/4"	25	15	1.24	6.50

Features

- For use with EMT/Rigid and IMC conduit
- All screws - 5/16" x 1-1/4" slotted hex head

Applications

- Use to support stationary pipe and tubing lines from strut channel

Standard Material

- Steel

Standard Finish

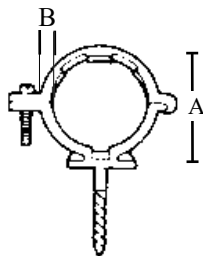

- Zinc plated

Applicable Third Party Standards

- UL Standard: UL 514B
- Fed. Spec: W-F-406E, W-F-406D
- NEMA: FB 1-2014

Service Entrance Conduit Supports

Aluminum Lag Screw Type



Features

- Accommodates conduit sizes of 2" or 2-1/2"
- Includes lag screw

Applications

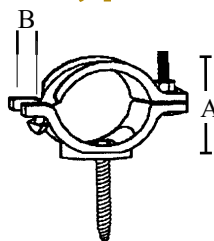
- Affixes conduit to a structure or line pole

Standard Material

- Aluminum

Catalog Number	UPC	Conduit Size	Lag	Ship Case	Weight/Case	A	B
1000	70250	2"	2.375	25	15	2.875	.875
1000A	70251	2-1/2"	2.75	25	26	3.30	.875

Malleable Iron Lag Screw Type



Features

- Accommodates conduit sizes of 2" or 2-1/2"
- Includes lag screw

Applications

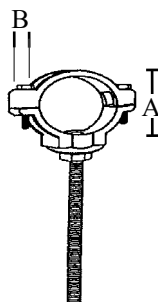
- Affixes conduit to a structure or line pole

Standard Material

- Malleable iron

Catalog Number	UPC	Conduit Size	Lag	Ship Case	Weight/Case	A	B
1106	19715	2"	2.375	25	32	2.70	.985
1107	19716	2-1/2"	2.375	35	87	3.295	1.08

Split Ring



Features

- Accommodates conduit sizes of 2" - 4"
- Includes lag screw

Applications

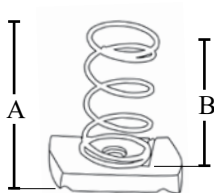
- Affixes conduit to a structure or line pole

Standard Material

- Malleable iron

Catalog Number	UPC	Conduit Size	Bolt Size	Ship Case	Weight/Case	A	B
1097A	83597	2"	1/2" - 10"	25	12	2.70	.985
1097	19711	2-1/2"	1/2" - 10"	25	13	3.33	1.071
1098	19712	3"	5/8" - 13"	10	25	4.50	1.04
1099	19713	3-1/2"	5/8" - 13"	10	27	5.125	1.075
1100	19714	4"	5/8" - 13"	10	28	5.593	1.075

Spring Nuts Steel



Features

- Available for rod sizes of 1/4-20, 3/8-16 and 1/2-13
- Grooves create secure fit and improve traction
- Standard size spring

Applications

- Manufactured for slip resistant support of components in strut system
- For use with 1-5/8" strut channel

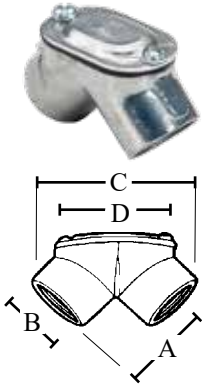
Standard Material

- Zinc plated steel

Catalog Number	UPC	Rod Size	Ship Case	Weight/Case	A	B
2111	83691	1/4" - 20	100	7	1.50	1.30
2112	83692	3/8" - 16	100	10	1.77	1.35
2113	83693	1/2" - 13	100	12	1.77	1.35

90° Pull Elbows

Rigid to Rigid



Features

- Removable cover facilitates wire pulling
- Neoprene gasket



UL Standard 514B
NEMA FB 1

Applications

- Indoor or outdoor use (Rigid only)
- Use as a wire pulling elbow to facilitate wire pulling through a sharp bend in a run of threaded Rigid or IMC conduit
- Can be used with EMT indoors only

Standard Material

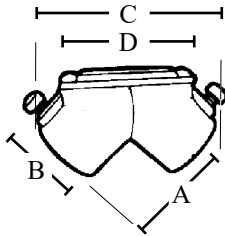
- Zinc die cast

Catalog Number	UPC	Size	Unit Carton	Ship Case	Weight/Case	A	B	C	D
351	13510	1/2"	10	100	28	1.31	1.09	2.50	1.78
352	13520	3/4"	5	50	17	1.43	1.29	2.76	2.13
353	13530	1"	---	25	16	1.95	1.59	3.86	3.17
354	13540	1-1/4"	---	20	18	2.26	1.97	4.56	3.25

Rigid and EMT Combo

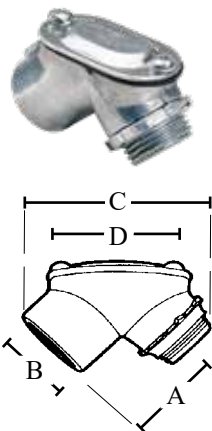


UL Standard 514B
NEMA FB 1



Catalog Number	UPC	Size	Unit Carton	Ship Case	Weight/Case	A	B	C	D
351SS	85030	1/2"	10	100	28	1.31	1.09	2.50	1.78
352SS	85031	3/4"	5	50	17	1.43	1.29	2.76	2.13
353SS	85032	1"	---	25	16	1.95	1.59	3.86	3.17
354SS	85033	1-1/4"	---	20	18	2.26	1.97	4.56	3.25

Rigid to Box

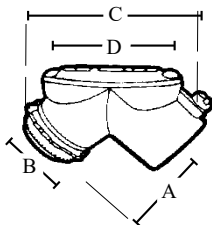


UL Standard 514B
NEMA FB 1

Catalog Number	UPC	Size	Unit Carton	Ship Case	Weight/Case	A	B	C	D
361	13550	1/2"	10	100	31	1.31	1.09	2.40	1.80
362	13560	3/4"	5	50	18	1.47	1.29	2.66	2.14
363	13570	1"	---	25	21	2.80	1.60	3.66	3.16
364	13580	1-1/4"	---	20	25	3.13	1.96	5.16	3.24

90° Pull Elbows

Rigid and EMT Combo to Box



Features

- Rigid and EMT combo to box pull elbows
- Removable cover facilitates wire pulling
- Neoprene gasket

Applications

- Indoor or outdoor use
- Use to connect a run of threaded Rigid or IMC conduit to an outlet box or other metal enclosure
- Can be used with EMT indoors only

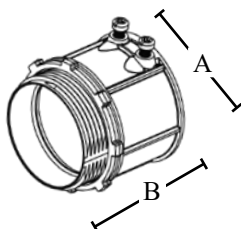
Standard Material

- Zinc die cast

Catalog Number	UPC	Size	Unit Carton	Ship Case	Weight/Case	A	B	C	D
361SS	85034	1/2"	10	100	31	1.31	1.09	2.40	1.80
362SS	85035	3/4"	5	50	18	1.47	1.29	2.66	2.14
363SS	85036	1"	---	25	21	2.80	1.60	3.66	3.16
364SS	85037	1-1/4"	---	20	25	3.13	1.96	5.16	3.24

Rigid & EMT Connectors

Set Screw Type - Zinc Die Cast



Features

- Set screw type connectors
- Concrete tight when taped
- Assembled with a die cast locknut

Applications

- Use to join Rigid or EMT to box or enclosure

Standard Material

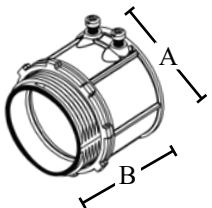
- Zinc die cast

Catalog Number	UPC	Size	Ship Case	Weight/Case	A	B
637*	16350	2-1/2"	12	10	3.22	2.93
638*	16360	3"	12	12	3.92	2.96
639*	16370	3-1/2"	10	13	4.44	3.43
640*	16380	4"	6	9	4.96	3.60

* EMT and Rigid

2 Screw

Set Screw Type with Insulated Throat - Zinc Die Cast



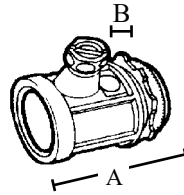
Catalog Number	UPC	Size	Ship Case	Weight/Case	A	B
637i*	16450	2-1/2"	12	10	3.22	2.93
638i*	16460	3"	12	12	3.92	2.96
639i*	16470	3-1/2"	10	13	4.44	3.43
640i*	16480	4"	6	8	4.96	3.60

* EMT and Rigid

2 Screw

Rigid Connectors

Set Screw Type - Zinc Die Cast



Catalog Number	UPC	Size	Unit Carton	Ship Case	Weight/Case	A	B
671	17110	1/2"	50	500	47	1.16	.40
672	17120	3/4"	25	250	33	1.39	.40

Features

- Set screw type connector
- Threadless
- Concrete tight when taped
- Assembled with a die cast locknut

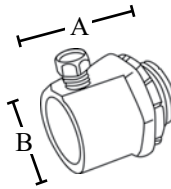
Applications

- Use to join Rigid to box or enclosure

Standard Material

- Zinc die cast

Set Screw Type - Malleable Iron



Catalog Number	UPC	Size	Unit Carton	Ship Case	Weight/Case	A	B
671S	17111	1/2"	---	25	51	1.125	1.125
672S	17121	3/4"	---	25	22	1.25	1.375
673S	17131	1"	---	25	27	1.50	1.625
674S	17141	1-1/4"	5	50	33	1.75	2
675S	17151	1-1/2"	5	50	44	1.875	2.25
676S	17161	2"	---	20	20	2	2.75

Features

- Set screw type connector
- Threadless
- Concrete tight when taped
- Assembled with a die cast locknut

Applications

- Indoor use
- Use to join threadless Rigid or IMC conduit to a steel outlet box or other metal enclosure

Standard Material

- Malleable iron
- Steel locknut
- Steel hex screw

Standard Finish

- Zinc plated

Rigid Connectors

Set Screw Type - Steel



Features

- Set screw type connector
- Concrete tight when taped
- Assembled with a steel locknut
- 2-1/2"-4" available with insulated throat

Applications

- Use to join Rigid or EMT to box or enclosure

Standard Material

- Steel
- Malleable iron

Standard Finish

- Zinc plated

Applicable 3rd Party Standards

- UL Standard: UL 514B
- Fed. Spec: W-F-406E, W-F-406D
- NEMA: FB1-2014

Catalog Number	UPC	Size	Ship Case	Weight/Case	A	B	C
637S*	23060	2-1/2"	12	17	3.813	4.188	.938
638S*	23070	3"	12	22	3.938	4.688	.938
639S*	23080	3-1/2"	6	15	4.188	5.188	1
640S*	23090	4"	6	17	3.75	4.99	1.05
640SA**	01497	5"	1	8	4.74	6.26	---
640SB**	01498	6"	1	10	4.85	7.37	---

*EMT and Rigid ** Malleable iron

2 screw

Set Screw Type with Insulated Throat - Steel



Features

- Set screw type connector
- Insulated throat
- Concrete tight when taped
- Assembled with a steel locknut

Applications

- Use to join EMT to box or enclosure

Standard Material

- Steel

Standard Finish

- Zinc plated

Applicable 3rd Party Standards

- UL Standard: UL 514B
- Fed. Spec: W-F-406E, W-F-406D
- NEMA: FB1-2014

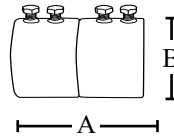
Catalog Number	UPC	Size	Ship Case	Weight/Case	A	B	C
637Si*	23160	2-1/2"	12	17	3.813	4.188	.938
638Si*	23170	3"	12	22	3.938	4.688	.938
639Si*	23180	3-1/2"	6	15	4.188	5.188	1
640Si*	23190	4"	6	17	3.75	4.99	1.05

* EMT and Rigid

2 screw

Rigid Couplings

Set Screw Type



Catalog Number	UPC	Size	Unit Carton	Ship Case	Weight/Case	A	B
647S*	23260	2-1/2"	---	12	19	4.25	3.19
648S*	23270	3"	---	12	26	4.50	3.19
649S*	23280	3-1/2"	---	6	15	4.75	4.31
650S*	23290	4"	---	6	17	5	4.81
650SA**	01499	5"	---	1	11	6.11	6.26
650SB**	01500	6"	---	1	14	6.26	7.37

* EMT and Rigid ** Malleable iron

Features

- Set screw type couplings
- Concrete tight when taped

Applications

- Use to join two unthreaded lengths of EMT, Rigid conduit or IMC

Standard Material

- Steel
- Malleable iron

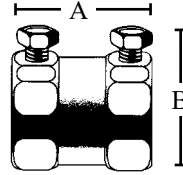
Standard Finish

- Zinc plated

Applicable 3rd Party Standards

- UL Standard: UL 514B
- Fed. Spec: W-F-406E, W-F-406D
- NEMA: FBI-2014

Set Screw Type - Malleable Iron



Catalog Number	UPC	Size	Unit Carton	Ship Case	Weight/Case	A	B
681S	17181	1/2"	---	25	7	1.50	1.125
682S	17191	3/4"	---	25	10	1.50	1.375
683S	17201	1"	---	25	16	1.875	1.625
684S	17202	1-1/4"	5	50	40	2.1875	2
685S	17203	1-1/2"	4	40	42	2.625	2.25
686S	17204	2"	---	20	29	2.75	2.75

Features

- Set screw type coupling
- Threadless
- Set screw design ensures secure connection
- Maintains conduit in a fixed position
- Excellent corrosion protection in damp locations

Applications

- Use to join two unthreaded lengths of Rigid conduit or IMC

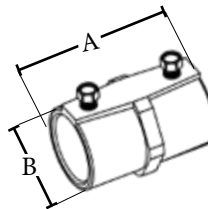
Standard Material

- Malleable iron

Set Screw Type - Hot Dip Galvanized - Malleable Iron



Conforms to finish thickness
ASTM A123/123M
UL 514B
RoHS
Fed. Spec. A-A-50553
NEMA FB 1



Catalog Number	UPC	Size	Unit Carton	Ship Case	Weight/Case	A	B
681MHDG	83222	1/2"	---	25	7	1.77	1.17
682MHDG	83223	3/4"	---	25	10	1.96	1.39
683MHDG	83225	1"	---	25	16	2.69	1.66
684MHDG	83227	1-1/4"	5	50	41	2.73	2.01
685MHDG	83229	1-1/2"	4	40	42	3.19	2.25
686MHDG	83231	2"	---	20	28	3.40	2.75

Features

- Set screw type coupling
- Concrete tight when taped
- Hot dip galvanized for added durability and corrosion protection

Applications

- Use to join two unthreaded lengths of Rigid conduit or IMC

Standard Material

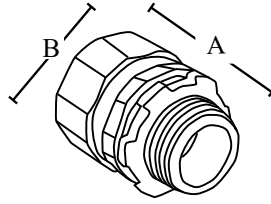
- Malleable iron
- Galvanized steel screw

Standard Finish

- Hot dip galvanized

Rigid Connectors

Compression Type - Steel



Catalog Number	UPC	Size	Unit Carton	Ship Case	Weight/Case	A	B
261	12200	1/2"	20	200	26	1.35	1.17
262	12210	3/4"	10	100	20	1.48	1.43
263	12220	1"	5	50	18	1.58	1.75
264	12230	1-1/4"	5	50	32	1.86	2.15
265	12240	1-1/2"	---	12	11	1.94	2.38
266	12250	2"	---	12	14	2.49	3.38

Features

- Compression type connector
- Threadless
- Concrete tight

Applications

- Dry location only
- Use to join unthreaded Rigid or IMC conduit to steel outlet box or metal enclosure

Standard Material

- Steel

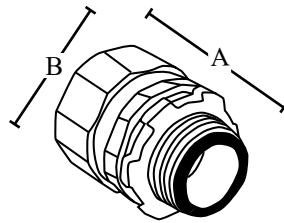
Standard Finish

- Zinc plated

Applicable Third Party Standards

- UL Standard: UL 514B
- Fed. Spec: W-F-406E, W-F-406D
- NEMA: FB1-2014

Compression Type with Insulated Throat - Steel



Catalog Number	UPC	Size	Unit Carton	Ship Case	Weight/Case	A	B
261i	12201	1/2"	20	200	26	1.35	1.17
262i	12211	3/4"	10	100	20	1.48	1.43
263i	12221	1"	5	50	18	1.58	1.75
264i	12231	1-1/4"	5	50	32	1.86	2.15
265i	12241	1-1/2"	---	12	11	1.94	2.38
266i	12251	2"	---	12	14	2.49	3.38

Features

- Compression type connector
- Insulated throat
- Threadless
- Concrete tight

Applications

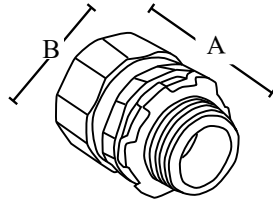
- Use to join unthreaded Rigid or IMC conduit to steel outlet box or metal enclosure

Standard Material

- Steel

Rigid Connectors

Compression Type - Malleable Iron



Catalog Number	UPC	Size	Unit Carton	Ship Case	Weight/Case	A	B
261M	85534	1/2"	20	200	13	1.50	1.50
262M	85535	3/4"	10	100	20	1.50	1.63
263M	85536	1"	5	50	36	1.687	2
264M	85537	1-1/4"	5	50	64	2	2.38
265M	85538	1-1/2"	---	12	92	2.0625	2.63
266M	85539	2"	---	12	117	2.25	3.31
267	12251	2-1/2"	---	5	14	3	3.75
268	12252	3"	---	3	13	3.125	4.25
269	12253	3-1/2"	---	2	13	3.187	4.75
270	12254	4"	---	2	13	3.437	5.312
270A	01493	5"	----	1	7	4.72	6.86
270B	01494	6"	---	1	8	5.04	8.14

Features

- Compression type connector
- Threadless
- Concrete tight

Applications

- Dry location only
- Use to join unthreaded Rigid or IMC conduit to steel outlet box or metal enclosure

Standard Material

- Malleable iron

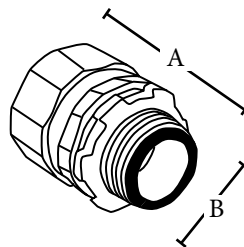
Standard Finish

- Zinc plated

Applicable Third Party Standards

- UL Standard: UL 514B
- Fed. Spec: W-F-406E, W-F-406D
- NEMA: FB 1-2014

Compression Type with Insulated Throat - Malleable Iron



Catalog Number	UPC	Size	Ship Case	Weight/Case	A	B
267i	12255	2-1/2"	5	14	3	3.75
268i	12256	3"	3	13	3.125	4.25
269i	12257	3-1/2"	2	13	3.187	4.75
270i	12258	4"	2	13	3.437	5.312

Features

- Compression type connector
- Insulated throat
- Threadless
- Concrete tight

Applications

- Use to join unthreaded Rigid or IMC conduit to steel outlet box or metal enclosure

Standard Material

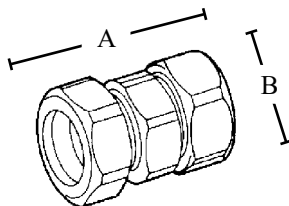
- Malleable iron

Standard Finish

- Zinc plated

Rigid Couplings

Compression Type - Steel



Features

- Compression type coupling
- Threadless
- Concrete tight

Applications

- Dry location only
- Use to join two lengths unthreaded Rigid or IMC conduit

Standard Material

- Steel

Standard Finish

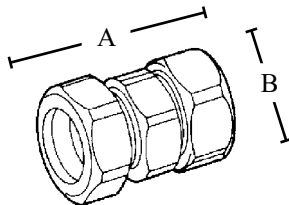
- Zinc plated

Applicable Third Party Standards

- UL Standard: UL 514B
- Fed. Spec: W-F-406E, W-F-406D
- NEMA: FB 1-2014

Catalog Number	UPC	Size	Unit Carton	Ship Case	Weight/Case	A	B
251	12140	1/2"	10	100	16	1.74	1.17
252	12150	3/4"	10	100	24	1.82	1.43
253	12160	1"	5	50	24	1.95	1.75
254	12170	1-1/4"	5	50	43	2.65	2.15
255	12180	1-1/2"	---	12	15	2.70	2.37
256	12190	2"	---	5	8	2.93	3.38

Compression Type - Malleable Iron



Features

- Compression type coupling
- Threadless
- Concrete tight
- Suitable for use with UL 6 Rigid Conduit

Applications

- Dry location only
- Use to join two lengths unthreaded Rigid or IMC conduit

Standard Material

- Malleable iron

Standard Finish

- Zinc plated

Applicable Third Party Standards

- UL Standard: UL 514B
- Fed. Spec: W-F-406E, W-F-406D
- NEMA: FB 1-2014

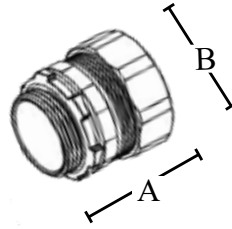
Catalog Number	UPC	Size	Unit Carton	Ship Case	Weight/Case	A	B
251M	85528	1/2"	10	100	16	1.81	1.50
252M	85529	3/4"	10	100	24	1.87	1.62
253M	85530	1"	5	50	48	2.18	2
254M	85531	1-1/4"	5	50	86	2.62	2.37
255M	85532	1-1/2"	---	12	125	2.68	2.62
256M	85533	2"	---	5	160	3	3.31
257	12131	2-1/2"	---	5	260	5.75	3.93
258	12141	3"	---	3	300	5.72	4.66
259	12151	3-1/2"	---	2	350	6	5.20
260	12161	4"	---	2	400	6.81	5.75
260A	01495	5"	---	1	9	6.86	6.10
260B	01496	6"	---	1	12	8.14	6.81

Rigid Raintight Connectors

Compression Type with Insulated Throat - Steel



E307843
UL Standard: 514B



Features

- Raintight
- Compression type connector
- Insulated throat
- Threadless
- Suitable for use with UL 6 Rigid Conduit
- For use with steel conduit
- EZ slip-on labor saving design
- No disassembly required

Applications

- Use to join unthreaded Rigid or IMC conduit to steel outlet box or metal enclosure

Standard Material

- Body/Gland Nut: Steel/Zinc plated
- Gasket/Insulator: High performance thermoplastics
- Locknut: Steel/Zinc plated

Standard Finish

- Body/Gland Nut: Steel/Zinc plated
- Gasket/Insulator: High performance thermoplastics
- Locknut: Steel/Zinc plated

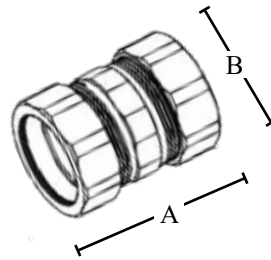
Catalog Number	UPC	Size	Unit Carton	Ship Case	Weight/Case	A	B
261SiRT	03661	1/2"	20	200	35	1.62	1.23
262SiRT	03662	3/4"	10	100	25	1.69	1.50
263SiRT	03663	1"	5	50	20	2	1.80
264SiRT	03664	1-1/4"	5	50	39	2.21	2.21
265SiRT	03665	1-1/2"	---	12	9	2.28	2.44
266SiRT	03666	2"	---	12	12	2.44	3

Rigid Raintight Couplings

Compression Type - Steel



E307843
UL Standard: 514B



Features

- Raintight
- Compression type couplings
- Threadless
- Suitable for use with UL 6 Rigid Conduit
- For use with steel conduit
- EZ slip-on labor saving design
- No disassembly required

Applications

- Use to extend connection by joining rigid conduits with equal size on both sides

Standard Material

- Steel

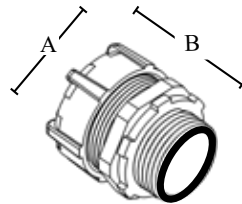
Standard Finish

- Zinc plated

Catalog Number	UPC	Size	Unit Carton	Ship Case	Weight/Case	A	B
251SRT	03655	1/2"	10	100	25	2.10	1.23
252SRT	03656	3/4"	10	100	35	2.20	1.50
253SRT	03657	1"	5	50	25	2.50	1.80
254SRT	03658	1-1/4"	5	50	31	3	2.21
255SRT	03659	1-1/2"	---	12	11	2.80	2.44
256SRT	03660	2"	---	5	7	3.10	3

Rigid Raintight Connectors

Compression Type with Insulated Throat - Malleable Iron



Features

- Raintight and concrete tight
- Compression type connector
- Insulated throat
- Threadless
- Suitable for use with UL 6 & UL6 A Rigid Conduit
- For use with steel or aluminum conduit
- EZ slip on labor saving design
- No disassembly required

Applications

- Use to join unthreaded Rigid or IMC conduit to steel outlet box or metal enclosure

Standard Material

- Malleable iron

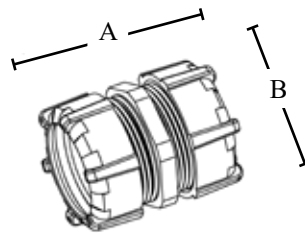
Standard Finish

- Zinc plated

Catalog Number	UPC	Size	Unit Carton	Ship Case	Weight/Case	A	B
261MiRT	02150	1/2"	20	200	45	1.45	1.74
262MiRT	02151	3/4"	10	100	28	1.68	1.87
263MiRT	02155	1"	5	50	34	1.93	2.13
264MiRT	02156	1-1/4"	5	50	34	2.34	2.49
265MiRT	02157	1-1/2"	---	12	11	2.56	2.52
266MiRT	02158	2"	---	12	15	3.14	2.58
267MiRT	02161	2-1/2"	---	5	12	3.83	3.49
268MiRT	02163	3"	---	3	10	4.46	3.69
269MiRT	02165	3-1/2"	---	2	9	5.01	3.73
270MiRT	02167	4"	---	2	10	5.53	3.99

Rigid Raintight Couplings

Compression Type - Malleable Iron



Features

- Raintight and concrete tight
- Compression type couplings
- Threadless
- Suitable for use with UL 6 & UL6 A Rigid Conduit
- For use with steel or aluminum conduit
- EZ slip on labor saving design
- No disassembly required

Applications

- Use to join two lengths unthreaded Rigid or IMC conduit

Standard Material

- Malleable iron

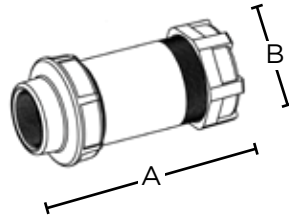
Standard Finish

- Zinc plated

Catalog Number	UPC	Size	Unit Carton	Ship Case	Weight/Case	A	B
251MRT	02127	1/2"	10	100	32	2.16	1.45
252MRT	02128	3/4"	10	100	40	2.3	1.68
253MRT	02129	1"	5	50	29	2.68	1.93
254MRT	02130	1-1/4"	5	50	42	3.02	2.34
255MRT	02131	1-1/2"	---	12	13	3.16	2.56
256MRT	02133	2"	---	5	9	3.33	3.14
257MRT	02134	2-1/2"	---	5	17	4.38	3.83
258MRT	02135	3"	---	3	12	4.74	4.46
259MRT	02137	3-1/2"	---	2	11	4.86	5.01
260MRT	02141	4"	---	2	12	5.29	5.53

Rigid Expansion Couplings

Hot Dip Galvanized



E148716

Catalog Number	UPC	Size	Ship Case	Weight/ Case	A	B
TXJG14HDG	17788	1/2"	15	3	6.86	1.81
TXJG24HDG	15050	3/4"	10	4	7.14	2.16
TXJG34HDG	15067	1"	5	5	7.66	2.66
TXJG44HDG	15074	1-1/4"	5	8	7.96	3.17
TXJG54HDG	15081	1-1/2"	4	13	8.31	3.70
TXJG64HDG	15098	2"	2	20	8.71	4.43
TXJG74HDG	15104	2-1/2"	1	27	9.93	4.93
TXJG84HDG	15111	3"	1	30	10.01	5.44
TXJG94HDG	15128	3-1/2"	1	48	10.44	6.70
TXJG104HDG	15135	4"	1	52	10.44	6.70

Features

- c(UL)us listed wet locations
- Allows up to 4" of linear movement caused by thermal expansion and contraction (2" in either direction on center)
- Internal grounding design prevents a need for external bonding jumpers and cables
- Designed to prevent conduit from buckling and causing circuit failures
- Hot dip galvanized finish provides superior protection against severe environmental factors
- For use with Rigid UL 6 Conduit

Applications

- Weatherproof design is suitable for use on outdoor structures prone to movement like bridges, railroads, and buildings
- Use to join two sections of conduit subjected to longitudinal movement

Standard Material

- Body: Steel
- Reducer: Malleable iron
- Packing: PTFE composite
- Washer & Bushing: Malleable iron
- Gasket: PTFE composite
- Grounding Spring: Beryllium bronze-electroplated

Standard Finish

- Hot dip galvanized

Applicable Third Party Standards

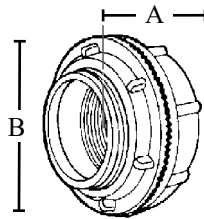
- UL Standard: UL 514B
- Fed. Spec: WF-408E
- NEMA: FB 1
- ASTM A123/123M

Rigid Watertight Hubs

Insulated Throat - Zinc Die Cast



E148716
NEMA 2, 3R, 4, 4X, 5, 12, 13



Features

- Raintight, oiltight, and dust tight
- Flame-retardant insulated throat
- Oversized locknut protects against damage from vibrations and promotes positive grounding

Applications

- Indoor or outdoor use
- Use to connect Rigid or IMC conduit to a load center or other metal enclosure where a watertight joint is required at knockouts or slip-fit holes

Standard Material

- Zinc die cast

Applicable Third Party Standards

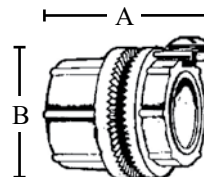
- UL Standard: UL 514B
- Fed. Spec: W-F-406E, W-F-406D
- NEMA: FB 1-2014

Catalog Number	UPC	Size	Unit Carton	Ship Case	Weight/Case	A	B
201	11550	1/2"	25	250	49	1.31	1.54
202	11560	3/4"	10	100	29	1.37	1.73
203	11570	1"	10	100	42	1.59	2.04
204	11580	1-1/4"	2	20	12	1.59	2.42
205	11590	1-1/2"	2	20	15	1.59	2.79
206	11600	2"	2	10	9	1.59	3.30
207	11610	2-1/2"	---	5	8	2.44	3.70
208	11620	3"	---	5	9	2.44	4.39
209	11630	3-1/2"	---	5	11	2.44	4.88
210	11640	4"	---	1	3	2.44	5.50

With Bonding Screw - Zinc Die Cast



E195122
NEMA 2, 3R, 4, 4X, 5, 12, 13



Features

- Raintight, oiltight, and dust tight
- Flame-retardant insulated throat
- Oversized locknut protects against damage from vibrations and promotes positive grounding

Applications

- Indoor or outdoor use
- Use to connect Rigid or IMC conduit to a load center or other metal enclosure where a watertight joint is required at knockouts or slip-fit holes

Standard Material

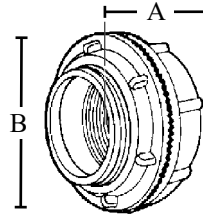
- Zinc die cast

Catalog Number	UPC	Size	Unit Carton	Ship Case	Weight/Case	Inches		Max. Copper Wire Size UL#
						A	B	
201B	11551	1/2"	25	250	53	1.31	1.54	#8
202B	11561	3/4"	10	100	30	1.37	1.73	#8
203B	11571	1"	10	100	43	1.59	2.04	#8
204B	11581	1-1/4"	2	20	12	1.59	2.42	#8
205B	11591	1-1/2"	2	20	15	1.59	2.79	#8
206B	11601	2"	2	20	10	1.59	3.30	#8
207B	11611	2-1/2"	---	2	8	2.44	3.70	#6
208B	11621	3"	---	2	10	2.44	4.39	#6
209B	11631	3-1/2"	---	1	13	2.44	4.88	#6
210B	11641	4"	---	1	15	2.44	5.50	#4

Rigid Watertight Hubs Insulated Throat - Aluminum



NEMA 2, 3R, 4, 4X, 5, 12, 13



Features

- Raintight, oiltight, and dust tight
- Flame-retardant insulated throat
- Oversized locknut protects against damage from vibration and promotes positive grounding

Applications

- Indoor or outdoor use
- Use to connect Rigid or IMC conduit to a load center or other metal enclosure where a watertight joint is required at knockouts or slip-fit holes

Standard Material

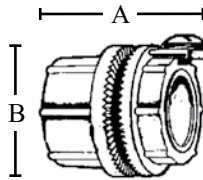
- Aluminum

Catalog Number	UPC	Size	Unit Carton	Ship Case	Weight/Case	A	B
201AL	87148	1/2"	25	250	22	1.31	1.54
202AL	87149	3/4"	10	100	13	1.37	1.73
203AL	87150	1"	10	100	18	1.59	2.04
204AL	87151	1-1/4"	2	20	5	1.59	2.42
205AL	87152	1-1/2"	2	20	7	1.59	2.79
206AL	87153	2"	---	10	5	1.59	3.30
207AL	87154	2-1/2"	---	5	4	2.44	3.70
208AL	87155	3"	---	5	5	2.44	4.39
209AL	87156	3-1/2"	---	5	5	2.44	4.88
210AL	87157	4"	---	1	2	2.44	5.50

With Bonding Screw - Aluminum



NEMA 2, 3R, 4, 4X, 5, 12, 13



Features

- Raintight, oiltight, and dust tight
- Flame-retardant insulated throat
- Oversized locknut protects against damage from vibrations and promotes positive grounding

Applications

- Indoor or outdoor use
- Use to connect Rigid or IMC conduit to a load center or other metal enclosure where a watertight joint is required at knockouts or slip-fit holes

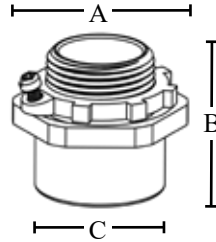
Standard Material

- Aluminum

Catalog Number	UPC	Size	Unit Carton	Ship Case	Weight/Case	A	B	Max. Copper Wire Size UL#
201BAL	87158	1/2"	25	250	23	1.31	1.54	#8
202BAL	87159	3/4"	10	100	13	1.37	1.73	#8
203BAL	87160	1"	10	100	19	1.59	2.04	#8
204BAL	87161	1-1/4"	2	20	6	1.59	2.42	#8
205BAL	87162	1-1/2"	---	20	7	1.59	2.79	#8
206BAL	87163	2"	---	10	6	1.59	3.30	#8
207BAL	87164	2-1/2"	---	5	3	2.44	3.70	#6
208BAL	87165	3"	---	5	5	2.44	4.39	#6
209BAL	87166	3-1/2"	---	5	7	2.44	4.88	#6
210BAL	87167	4"	---	1	2	2.44	5.50	#4

Rigid Watertight Hubs

Hot Dip Galvanized - Malleable Iron



Conforms to finish thickness ASTM
A123/123M
UL2239
Fed. Spec. A-A-50553
NEMA FB 1
NEMA 2 3R, 4, 4X, 5, 12, 13

Features

- Flame-retardant insulated throat
- Male hub thread-NPT
- Female thread for Rigid conduit and IMC-NPT
- Recessed o-ring assures watertight and dust tight connections
- Type NHUB with insulated throat and bonding locknut is suitable for service entrance applications
- RoHS compliant

Applications

- Indoor or outdoor use
- Use to connect Rigid or IMC conduit to a load center or other metal enclosure where a watertight joint is required at knockouts or slip-fit holes

Standard Material

- Malleable iron

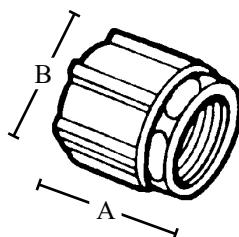
Standard Finish

- Hot dip galvanized

Catalog Number	UPC	Size	Unit Carton	Ship Case	Weight/Case	A	B	C
201MHDG	00488	1/2"	25	250	58	1.54	1.36	1.09
202MHDG	00490	3/4"	10	100	34	1.77	1.50	1.30
203MHDG	00491	1"	10	100	52	2.15	1.77	1.59
204MHDG	00492	1-1/4"	2	20	17	2.50	1.93	1.94
205MHDG	00494	1-1/2"	2	20	21	3.01	1.97	2.20
206MHDG	00495	2"	---	10	15	3.35	2.05	2.68
207MHDG	00496	2-1/2"	---	5	14	3.92	2.76	3.25
208MHDG	00497	3"	---	5	19	4.74	2.99	3.92
209MHDG	00498	3-1/2"	---	5	24	5.39	3.09	4.46
210MHDG	00499	4"	---	1	8	5.91	3.31	4.82
210AMHDG	01862	5"	---	1	8	7.36	3.46	6.10
210BMHDG	01863	6"	---	1	11	8.39	3.62	7.25

Rigid Couplings

Three Piece Type - Malleable Iron



Features

- For threaded Rigid or IMC conduit

Applications

- Use as a threaded coupling between lengths of threaded Rigid or IMC conduit

Standard Material

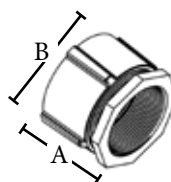

- Malleable iron

Standard Finish

- Zinc plated

Catalog Number	UPC	Size	Unit Carton	Ship Case	Weight/Case	A	B
851	18630	1/2"	20	200	48	1.43	1.36
852	18640	3/4"	10	100	38	1.63	1.58
853	18650	1"	5	50	28	1.81	1.89
854	18660	1-1/4"	5	50	44	2.19	2.38
855	18670	1-1/2"	3	30	38	2.31	2.83
856	18680	2"	---	20	37	2.44	3.29
857	18690	2-1/2"	---	10	31	2.52	4.03
858	18700	3"	---	5	20	2.58	4.62
859	18710	3-1/2"	---	5	26	2.65	5.35
860	18720	4"	---	2	13	3.42	5.87
860A	18722	5"	---	1	8	4.38	7
860B	18724	6"	---	1	11	4.38	8.25

Three Piece Type - Hot Dip Galvanized - Malleable Iron



Features

- For threaded Rigid or IMC conduit
- Hot dip galvanized for superior protection against corrosion

Applications

- Use to join two lengths of threaded conduit or IMC when neither can be rotated

Standard Material

- Malleable iron

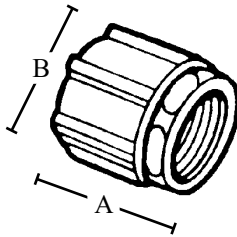
Standard Finish

- Hot dip galvanized

Catalog Number	UPC	Size	Unit Carton	Ship Case	Weight/Case	A	B
851HDG	83190	1/2"	20	200	24	1.36	1.31
852HDG	83191	3/4"	10	100	30	1.41	1.57
853HDG	83192	1"	5	50	23	1.62	1.87
854HDG	83193	1-1/4"	5	50	55	1.83	2.28
855HDG	83194	1-1/2"	3	30	44	1.94	2.59
856HDG	83195	2"	2	20	44	2.23	3.14
857HDG	83197	2-1/2"	---	10	37	3.09	3.72
858HDG	83199	3"	---	5	20	3.19	4.37
859HDG	83201	3-1/2"	---	5	28	3.37	4.90
860HDG	83204	4"	---	2	18	3.45	5.44
860AHDG	83205	5"	---	1	9	4.38	7
860BHDG	83206	6"	---	1	11	4.38	8.25

Rigid Couplings

Three Piece Type - Steel



Features

- For threaded Rigid or IMC conduit

Applications

- Use as a threaded coupling between lengths of threaded Rigid or IMC conduit

Standard Material

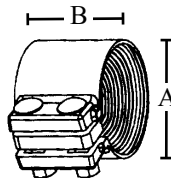
- Steel

Standard Finish

- Zinc plated

Catalog Number	UPC	Size	Unit Carton	Ship Case	Weight/Case	A	B
851S	18631	1/2"	20	200	20	1.43	1.36
852S	18641	3/4"	10	100	30	1.63	1.58
853S	18651	1"	5	50	46	1.81	1.89
854S	18661	1-1/4"	5	50	110	2.19	2.38
855S	18671	1-1/2"	3	30	147	2.31	2.83
856S	18681	2"	---	20	220	2.44	3.29

Slip-On Type - Malleable Iron



Features

- Slip on type
- Neoprene gasket ensures concrete tight seal
- Suitable for use in Class 1, Division 2 areas

Applications

- Use to provide a quick and simple method of joining two pieces of threaded Rigid or IMC conduit when neither can be rotated

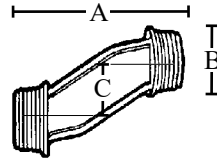
Standard Material

- Malleable iron
- Neoprene gasket

Catalog Number	UPC	Size	Unit Carton	Ship Case	Weight/Case	A	B
76	70400	2"	5	25	26	1.95	3.35
77	70410	2-1/2"	2	10	23	3.25	4.75
78	70420	3"	2	10	30	3.25	5.50
79	70430	3-1/2"	1	5	19	3.25	5.75
80	70440	4"	1	5	20	3.40	6.25

Rigid Offset Nipples

3/4" Offset - Zinc Die Cast



Features

- Enables easier direction change of conduit

Applications

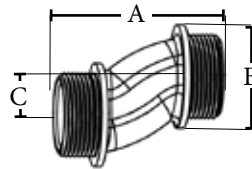
- Indoor or outdoor use
- Use as an offset connector between two enclosures
- Offsets the axis of the raceways by 3/4"

Standard Material

- Zinc die cast

Catalog Number	UPC	Size	Unit Carton	Ship Case	Weight/Case	A	B	C
111	10610	1/2"	10	100	12	2.46	1	.75
112	10620	3/4"	10	100	16	2.56	1.22	.75
113	10630	1"	10	100	22	2.56	1.525	.75
114	10640	1-1/4"	5	50	17	2.91	1.91	.75
115	10650	1-1/2"	5	50	23	3.08	2.125	.75
116	10660	2"	2	20	13	3.145	2.665	.75
117	10670	2-1/2"	---	2	13	3.97	3.28	.75
118	10680	3"	---	2	6	4.42	3.795	.75

3/4" Offset - Hot Dip Galvanized - Malleable Iron



Conforms to finish thickness
 ASTM A123/123M
 UL 514B
 RoHS
 Fed. Spec. A-A-50553
 NEMA FB 1

Features

- NPSM thread: Smooth inside surface to facilitate wire pulling free of damage

Applications

- Indoor or outdoor use
- Use as an offset connector between two enclosures
- Offsets the axis of the raceways by 3/4"

Standard Material

- Malleable iron

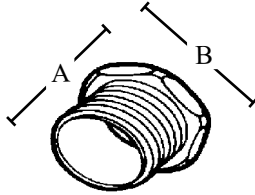
Standard Finish

- Hot dip galvanized

Catalog Number	UPC	Size	Unit Carton	Ship Case	Weight/Case	A	B	C
111MHDG	83207	1/2"	10	100	20	2.81	1.02	.75
112MHDG	83208	3/4"	10	100	29	2.75	1.25	.75
113MHDG	83209	1"	5	50	39	2.87	1.56	.75
114MHDG	83211	1-1/4"	5	50	32	3.13	2	.75
115MHDG	83213	1-1/2"	4	40	40	3.13	2.31	.75
116MHDG	83215	2"	2	20	21	3.06	2.76	.75
117MHDG	83217	2-1/2"	---	2	3	3.97	3.26	.75
118MHDG	83219	3"	---	2	5	4.43	3.81	.75
119MHDG	83221	3-1/2"	---	1	4	4.82	4.38	.75
119AMHDG	86724	4"	---	1	4	5.04	4.96	.75

Rigid Conduit Nipples

Zinc Die Cast



Features

- Corrosion resistant
- Use with locknuts
- Also available with insulated throat

Applications

- Serves as a short raceway between enclosures

Standard Material

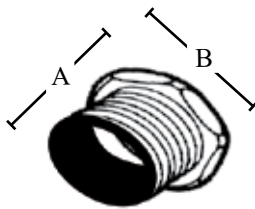
- Zinc die cast

Applicable Third Party Standards

- UL Standard: UL 514B
- Fed. Spec: W-F-406E, W-F-406D
- NEMA: FBI-2014

Catalog Number	UPC	Size	Unit Carton	Ship Case	Weight/Case	A	B
751	17860	1/2"	100	1000	29	.68	1.02
751A	17859	1/2" x 1" L	---	100	4	1	1.02
752	17870	3/4"	50	500	28	.75	1.29
752A	17851	3/4" x 1" L	---	50	25	1	1.29
753	17880	1"	25	250	20	.87	1.53
754	17890	1-1/4"	25	250	30	.94	1.89
755	17900	1-1/2"	25	100	18	.91	2.30
756	17910	2"	10	40	9	1.07	2.88
757	17920	2-1/2"	10	40	15	1.38	3.39
758	17930	3"	10	40	19	1.44	4.06
759	17940	3-1/2"	10	40	22	1.47	4.61
760	17950	4"	5	20	16	1.47	5.15

With Insulated Throat - Zinc Die Cast



Features

- Corrosion resistant
- Use with locknuts
- Insulated throat protects against abrasion damage

Applications

- Serves as a short raceway between enclosures

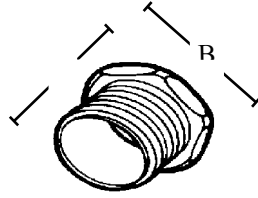
Standard Material

- Zinc die cast

Catalog Number	UPC	Size	Unit Carton	Ship Case	Weight/Case	A	B
751i	17861	1/2"	100	1000	40	.68	1.02
752i	17871	3/4"	50	500	30	1	1.29
753i	17881	1"	25	250	25	.87	1.53
754i	17891	1-1/4"	25	250	35	.94	1.89
755i	17901	1-1/2"	25	100	20	.91	2.30
756i	17911	2"	10	40	13	1.07	2.88
757i	17921	2-1/2"	10	40	17	1.38	3.39
758i	17931	3"	10	40	22	1.44	4.06
759i	17941	3-1/2"	10	40	27	1.47	4.61
760i	17951	4"	5	20	14	1.47	5.15

Rigid Conduit Nipples

Malleable Iron



Features

- Threaded NPSM for Rigid conduit and IMC
- Use with locknuts
- Also available with insulated throat

Applications

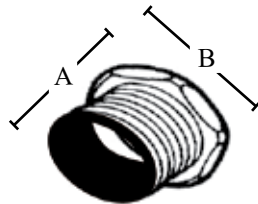
- Serves as a short raceway between enclosures

Standard Material

- Malleable iron

Catalog Number	UPC	Size	Unit Carton	Ship Case	Weight/Case	A	B
751M	17862	1/2"	100	1000	47	.68	1.02
752M	17872	3/4"	50	500	33	.75	1.29
753M	17882	1"	25	250	29	.87	1.53
754M	17892	1-1/4"	25	250	51	.94	1.89
755M	17992	1-1/2"	10	100	27	.91	2.30
756M	17912	2"	10	40	14	1.07	2.88
757M	17922	2-1/2"	10	40	23	1.38	3.39
758M	17932	3"	10	40	7	1.44	4.06
759M	17942	3-1/2"	10	40	11	1.47	4.61
760M	17943	4"	5	20	27	1.47	5.15
760A	17952	5"	---	1	3	2.352	6
760B	17953	6"	---	1	4	2.18	7

With Insulated Throat - Malleable Iron



Features

- Insulated throat protects against abrasion damage
- Threaded NPSM for Rigid conduit and IMC
- Use with locknuts

Applications

- Serves as a short raceway between enclosures

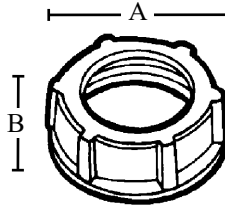
Standard Material

- Malleable iron

Catalog Number	UPC	Size	Unit Carton	Ship Case	Weight/Case	A	B
751Mi	17863	1/2"	100	1000	48	.68	1.02
752Mi	17873	3/4"	50	500	7	1	1.29
753Mi	17883	1"	25	250	30	.87	1.53
754Mi	17893	1-1/4"	25	250	51	.94	1.89
755Mi	17903	1-1/2"	10	100	27	.91	2.30
756Mi	17913	2"	10	40	15	1.07	2.88
757Mi	17923	2-1/2"	10	40	23	1.38	3.39
758Mi	17933	3"	10	40	19	1.44	4.06
759Mi	17943	3-1/2"	10	40	22	1.47	4.61
760Mi	17953	4"	5	20	28	1.47	5.15

Rigid Conduit Bushings

Zinc Die Cast



Features

- Rounded surface of the bushing prevents damage to wire insulation

Applications

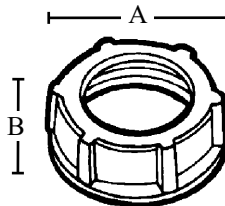
- Indoor or outdoor use
- Use with locknut to terminate threaded Rigid or IMC conduit to an outlet box

Standard Material

- Zinc die cast

Catalog Number	UPC	Size	Unit Carton	Ship Case	Weight/Case	A	B
301	12530	1/2"	100	1000	30	1.053	.37
302	12540	3/4"	100	1000	50	1.327	.37
303	12550	1"	50	500	30	1.584	.47
304	12560	1-1/4"	25	250	25	1.952	.50
305	12570	1-1/2"	25	250	38	2.201	.52
306	12580	2"	25	100	17	2.693	.52
307	12590	2-1/2"	10	100	36	3.235	.85
308	12600	3"	---	10	5	3.855	.85
309	12610	3-1/2"	---	10	6	4.359	.85
310	12620	4"	---	10	7	5.011	.85

Malleable Iron



Features

- Rounded surface of the bushing prevents damage to wire insulation

Applications

- Indoor or outdoor use
- Use with locknut to terminate threaded Rigid or IMC conduit to an outlet box

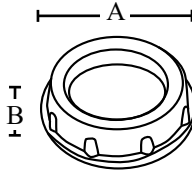
Standard Material

- Malleable iron

Catalog Number	UPC	Size	Unit Carton	Ship Case	Weight/Case	A	B
301M	12630	1/2"	100	1000	50	1.223	.48
302M	12640	3/4"	50	500	30	1.498	.49
303M	12650	1"	25	250	24	1.818	.56
304M	12660	1-1/4"	25	250	30	2.423	.61
305M	12670	1-1/2"	---	25	22	2.512	.68
306M	12680	2"	---	25	35	3.053	.68
307M	12690	2-1/2"	---	15	20	3.624	.85
308M	12700	3"	---	10	10	4.172	.91
309M	12710	3-1/2"	---	10	13	4.767	1
310M	12720	4"	---	10	20	5.321	1.06
310AM	12622	5"	---	10	25	6.15	1.30
310BM	12623	6"	---	10	35	7.19	1.30

Rigid Capped Bushings

Steel Cap



Features

- Steel cap is used inside bushing to prevent debris from entering conduit

Applications

- Indoor or outdoor use
- Use with locknut to terminate threaded Rigid or IMC conduit to an outlet box

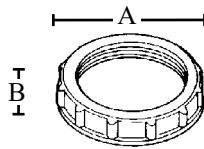
Standard Material

- Zinc die cast with steel cap

Catalog Number	UPC	Size	Unit Carton	Ship Case	Weight/Case	A	B
301CB	12531	1/2"	100	1000	5	1.053	.37
302CB	12541	3/4"	100	1000	7	1.327	.37
303CB	12551	1"	50	500	11	1.584	.37
304CB	12561	1-1/4"	25	250	17	1.952	.50
305CB	12571	1-1/2"	25	250	21	2.201	.52
306CB	12581	2"	25	100	34	2.693	.52
307CB	12591	2-1/2"	10	100	48	3.235	.85
308CB	12601	3"	10	100	61	3.855	.85
309CB	12611	3-1/2"	---	10	70	4.359	.85
310CB	12621	4"	---	10	69	5.011	.85
310ACB	12631	5"	---	10	78	6.15	1.30
310BCB	85152	6"	---	10	85	7.25	1.125

Insulating Plastic Bushings

105°C Flame Retardant



Features

- Rated flame retardant to 105°C

Applications

- Indoor or outdoor use
- Use with locknut to terminate threaded Rigid or IMC conduit to an outlet box

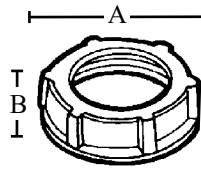
Standard Material

- Thermoplastic

Catalog Number	UPC	Size	Unit Carton	Ship Case	Weight/Case	A	B
831	18450	1/2"	100	1000	5	1.06	.43
832	18460	3/4"	100	1000	7	1.31	.43
833	18470	1"	50	500	7	1.59	.48
834	18480	1-1/4"	25	250	4	1.96	.56
835	18490	1-1/2"	25	250	5	2.18	.56
836	18500	2"	20	200	6	2.68	.59
837	18510	2-1/2"	---	50	2	3.25	.72
838	18520	3"	---	25	2	3.87	.75
839	18530	3-1/2"	---	25	2	4.37	.77
840	18540	4"	---	10	1	5	.77
840A	18550	5"	---	10	1	6.25	1
840B	18560	6"	---	10	2	7.50	1

Rigid Bushings

Insulated - 105°C Thermoplastic Liner - Zinc



Catalog Number	UPC	Size	Unit Carton	Ship Case	Weight/Case	A	B
311	12730	1/2"	100	1000	30	1.053	.394
312	12740	3/4"	50	500	20	1.327	.394
313	12750	1"	50	500	40	1.584	.477
314	12760	1-1/4"	25	250	25	1.952	.503
315	12770	1-1/2"	25	250	27	2.201	.522
316	12780	2"	10	100	17	2.693	.564
317	12790	2-1/2"	---	50	20	3.235	.866
318	12800	3"	---	25	12	3.855	.866
319	12810	3-1/2"	---	25	14	4.359	.866
320	12820	4"	---	10	6	5.011	.866

Features

- Liner is rated flame retardant to 105°C

Applications

- Indoor or outdoor use
- Use with locknut to terminate Rigid or IMC conduit to an outlet box
- Plastic liner prevents damage to wire insulation

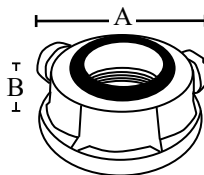
Standard Material

- Zinc
- Plastic insulator

Applicable Third Party Standards

- UL Standard: UL 514B
- Fed. Spec: W-F-406E, W-F-406D
- NEMA: FBI-2014

Insulated - 105°C Thermoplastic Liner - Malleable Iron



Catalog Number	UPC	Size	Unit Carton	Ship Case	Weight/Case	A	B
311M	12830	1/2"	100	1000	20	1.223	.506
312M	12840	3/4"	50	500	20	1.498	.547
313M	12850	1"	50	500	40	1.818	.662
314M	12860	1-1/4"	25	250	43	2.423	.735
315M	12870	1-1/2"	25	100	29	2.512	.808
316M	12880	2"	10	100	30	3.053	.808
317M	12890	2-1/2"	---	50	20	3.624	.958
318M	12900	3"	---	25	13	4.172	1.052
319M	12910	3-1/2"	---	25	18	4.767	1.169
320M	12920	4"	---	10	10	5.321	1.178
320AM	12922	5"	---	10	25	6.15	1.30
320BM	12924	6"	---	10	35	7.19	1.30

Features

- Liner is rated flame retardant to 105°C

Applications

- Indoor or outdoor use
- Use with locknut to terminate Rigid or IMC conduit to an outlet box
- Plastic liner prevents damage to wire insulation

Standard Material

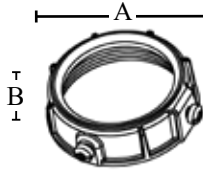
- Malleable iron

Standard Finish

- Zinc plated
- Plastic insulator

Rigid Bushings

Insulated - 105°C Thermoplastic Liner - Hot Dip Galvanized



E148716

Conforms to finish thickness
ASTM A123/123M
UL 514B
Fed. Spec. A-A-50563
CSA C22.2 No. 18.3
NEMA FB 1

Features

- Liner is rated flame retardant to 105°C

Applications

- Indoor or outdoor use
- Use with locknut to terminate Rigid or IMC conduit to an outlet box
- Plastic liner prevents damage to wire insulation

Standard Material

- Malleable iron
- Plastic insulator

Standard Finish

- Hot dip galvanized

Catalog Number	UPC	Size	Unit Carton	Ship Case	Weight/Case	A	B
311MHDG	02332	1/2"	40	400	29	1.08	.57
312MHDG	02333	3/4"	40	400	35	1.31	.57
313MHDG	02334	1"	25	250	31	1.61	.65
314MHDG	02310	1-1/4"	20	200	29	1.91	.71
315MHDG	02311	1-1/2"	10	100	23	2.16	.73
316MHDG	02312	2"	10	100	25	2.72	.73
317MHDG	02313	2-1/2"	5	50	24	3.23	.94
318MHDG	02314	3"	---	25	13	3.88	.94
319MHDG	02315	3-1/2"	---	10	7	4.43	.94
320MHDG	02318	4"	---	10	8	4.89	.94

Insulated Metallic Grounding Bushings With Aluminum Lug - 105°C Thermoplastic Liner - Zinc



Features

- Liner is rated flame retardant to 105°C
- UL listed for use with copper or aluminum grounding conductor

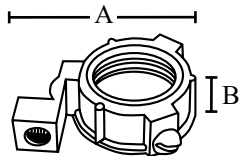
Applications

- Indoor or outdoor use
- Use with locknut to terminate service conduit to a cabinet
- Lug provided for bonding jumper to a neutral bus bar

- Round surface of bushing prevents damage to wire insulation
- Plastic liner prevents damage to wire insulation

Standard Material

- Body - Zinc/plastic insulator
- Lug - Aluminum
- Clamping screw - Steel
- Set screws - Steel



Catalog Number	UPC	Size	Grounding Lug Wire Size		Unit Carton	Ship Case	Weight/Case	A	B
			Min.	Max.					
321	12930	1/2"	14	4	50	500	25	1.25	.50
322	12940	3/4"	14	4	50	500	35	1.50	.50
323	12950	1"	14	4	25	250	30	1.75	.56
324	12960	1-1/4"	14	4	20	200	34	2.12	.62
325	12970	1-1/2"	14	2	10	100	20	2.37	.75
326	12980	2"	14	2	10	100	35	2.81	.75
327	12990	2-1/2"	14	1/0	---	50	25	3.62	.93
328	13000	3"	14	1/0	---	10	6	4.18	.93
329	13010	3-1/2"	14	2/0	---	10	7	4.68	.93
330	13020	4"	6	250MCM	---	10	8	5.25	.93

Malleable Iron



Features

- Liner is rated flame retardant to 105°C
- UL listed for use with copper or aluminum grounding conductor

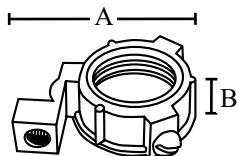
Applications

- Indoor or outdoor use (aluminum lug)
- Use with locknut to terminate service conduit to a cabinet
- Lug provided for bonding jumper to a neutral bus bar

- Round surface of bushing prevents damage to wire insulation
- Plastic liner prevents damage to wire insulation

Standard Material

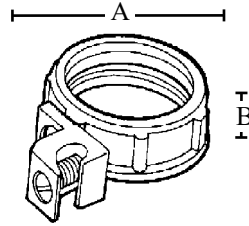
- Body - Malleable iron
- Plastic insulator
- Lug - Aluminum
- Clamping screw - Steel
- Set screws - Steel



Catalog Number	UPC	Size	Grounding Lug Wire Size		Unit Carton	Ship Case	Weight/Case	A	B
			Min.	Max.					
321M	13030	1/2"	14	4	50	500	25	1.25	.50
322M	13040	3/4"	14	4	50	500	30	1.48	.54
323M	13050	1"	14	4	25	250	23	1.80	.65
324M	13060	1-1/4"	14	4	20	200	34	2.40	.73
325M	13070	1-1/2"	14	2	25	250	53	2.50	.80
326M	13080	2"	14	2	25	250	78	3.03	.80
327M	13090	2-1/2"	14	1/0	---	10	4	3.60	.95
328M	13100	3"	14	1/0	---	10	5	4.16	1.03
329M	13110	3-1/2"	14	2/0	---	10	15	4.75	1.15
330M	13120	4"	14	2/0	---	10	20	5.30	1.17
330AM	13122	5"	6	250MCM	---	10	25	6.15	1.13
330BM	13124	6"	6	250MCM	---	10	35	7.19	1.13

Insulated Metallic Grounding Bushings

With Aluminum Lay-In Lug - Malleable Iron



E195122

Features

- Liner is rated flame retardant to 105°C
- UL listed for use with copper or aluminum grounding conductor

Applications

- Indoor or outdoor use (aluminum lug)
- Use with locknut to terminate service conduit to a cabinet
- Lug provided for bonding jumper to a neutral bus bar
- Round surface of bushing prevents damage to wire insulation
- Plastic liner prevents damage to wire insulation

Standard Material

- Body - Malleable iron
- Plastic insulator
- Lug - Aluminum
- Clamping screw - Steel
- Set screws - Steel

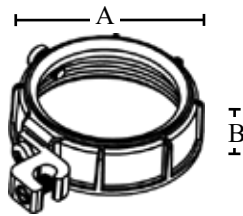
Standard Finish

- Body - Zinc plated

Catalog Number	UPC	Size	Grounding Lug Wire Size		Unit Carton	Ship Case	Weight/Case	A	B
			Min.	Max.					
331M	13300	1/2"	14	4	50	500	45	1.08	.57
332M	13310	3/4"	14	4	50	500	50	1.31	.57
333M	13320	1"	14	4	25	250	40	1.61	.65
334M	13330	1-1/4"	14	4	20	200	35	1.91	.71
334AM	13340	1-1/4"	14	1/0	20	200	35	1.91	.71
335M	13350	1-1/2"	14	4	10	100	25	2.16	.73
335AM	13360	1-1/2"	14	1/0	10	100	25	2.16	.73
336M	13370	2"	14	4	10	100	30	2.72	.73
336AM	13380	2"	14	1/0	10	100	30	2.72	.73
337M	13390	2-1/2"	14	1/0	---	50	25	3.23	.94
337AM	13400	2-1/2"	6	250 MCM	---	50	25	3.23	.94
338M	13410	3"	14	1/0	---	25	18	3.88	.94
338AM	13420	3"	6	250 MCM	---	25	18	3.88	.94
339M	13430	3-1/2"	14	1/0	---	10	20	4.43	.94
339AM	13440	3-1/2"	6	250 MCM	---	10	20	4.43	.94
340M	13450	4"	14	1/0	---	10	25	4.89	.94
340AM	13460	4"	6	250 MCM	---	10	25	4.89	.94
340ALM	13462	5"	6	250 MCM	---	10	25	6.10	1.14
340BLM	13463	6"	6	250 MCM	---	10	35	7.15	1.14

Insulated Metallic Grounding Bushings

With Aluminum Lay-In Lug - Hot Dip Galvanized Malleable Iron



E195122

Conforms to finish thickness ASTM
A123/123M
UL 514B and UL 467
RoHS
Fed. Spec. A-A-50553
NEMA FB 1

Features

- Hot dip galvanized for superior protection against corrosion
- Tin plated aluminum alloy 6061-T6 rated for AL and CU conductor
- Liner is rated flame retardant to 105°C
- UL listed for use with copper or aluminum grounding conductor

Applications

- Use to provide a means of grounding Rigid or IMC conduit
- Indoor or outdoor use (aluminum lug)
- Use with locknut to terminate service conduit to a cabinet
- Lug provided for bonding jumper to a neutral bus bar
- Round surface of bushing prevents damage to wire insulation
- Plastic liner prevents damage to wire insulation

Standard Material

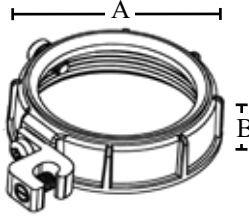
- Body - Malleable iron
- Plastic insulator
- Lug - Aluminum
- Clamping screw - Steel
- Set screws - Steel

Standard Finish

- Hot dip galvanized

Catalog Number	UPC	Size	Grounding Lug Wire Size		Unit Carton	Ship Case	Weight/Case	A	B
			Min.	Max.					
331MHDG	86684	1/2"	14	4	50	500	45	1.08	.57
332MHDG	86685	3/4"	14	4	50	500	50	1.31	.57
333MHDG	86686	1"	14	4	25	250	32	1.61	.65
334MHDG	86688	1-1/4"	14	4	20	200	36	1.91	.71
335MHDG	86690	1-1/2"	14	4	10	100	25	2.16	.73
336MHDG	86692	2"	14	4	10	100	30	2.72	.73
337MHDG	86693	2-1/2"	14	1/0	5	50	25	3.23	.94
338MHDG	86695	3"	14	1/0	---	25	18	3.88	.94
339MHDG	86697	3-1/2"	14	1/0	---	10	20	4.43	.94
340MHDG	86699	4"	14	1/0	---	10	24	4.89	.94
340ALMHDG	86701	5"	6	250 MCM	---	10	27	6.10	1.14
340BLMHDG	86702	6"	6	250 MCM	---	10	32	7.15	1.14

Insulated Metallic Grounding Bushings With Copper Lay-In Lug - Hot Dip Galvanized



Conforms to finish thickness ASTM
A123/123M
UL 514B and UL 467
RoHS
Fed. Spec. A-A-50553
NEMA FB 1

Features

- Hot dip galvanized for superior protection against corrosion
- Copper lay-in lug
- Liner is rated flame retardant to 105°C
- UL listed for use with copper or aluminum grounding conductor

Applications

- Use to provide a means of grounding Rigid or IMC conduit
- Indoor or outdoor use
- Use with locknut to terminate service conduit to a cabinet
- Lug provided for bonding jumper to a neutral bus bar
- Round surface of bushing prevents damage to wire insulation
- Plastic liner prevents damage to wire insulation

Standard Material

- Body - Malleable iron
- Plastic insulator
- Lug - Copper
- Clamping screw - Steel
- Set screws - Steel

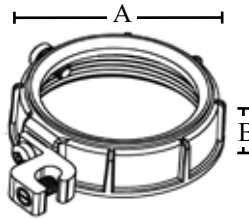
Standard Finish

- Body - Hot dip galvanized

Catalog Number	UPC	Size	Grounding Lug Wire Size		Unit Carton	Ship Case	Weight/Case	A	B
			Min.	Max.					
331CMHDG	02319	1/2"	14	4	25	250	32	1.08	.57
332CMHDG	02320	3/4"	14	4	25	250	35	1.31	.57
333CMHDG	02321	1"	14	4	20	200	35	1.61	.65
334CMHDG	02322	1-1/4"	14	4	15	150	30	1.91	.71
335CMHDG	02323	1-1/2"	14	4	10	100	28	2.16	.73
336CMHDG	02324	2"	14	4	10	100	29	2.72	.73
337CMHDG	02325	2-1/2"	14	4	5	50	27	3.23	.94
338CMHDG	02326	3"	14	4	---	25	14	3.88	.94
339CMHDG	02327	3-1/2"	14	4	---	10	7	4.43	.94
340CMHDG	02328	4"	14	4	---	10	8	4.89	.94

Insulated Bonding Bushings

Corrosion Resistant - Malleable Iron



Features

- Hot dip galvanized for superior protection against corrosion
- Tin plated copper lay-in lug
- UV Resistant liner for direct exposure to the sun
- Stainless steel hardware

Applications

- Ideal for solar photovoltaic applications.
- Use to provide a means of grounding Rigid or IMC conduit
- Indoor or outdoor use (lay-in lug)
- Use lug provided for bonding jumper to a neutral bus bar
- Prevent damage to wire insulation with the UV resistant liner

Standard Material

- Body – Malleable iron
- Lug – Tin plated copper
- Clamping screw – Stainless steel
- Set screws – Stainless steel

Standard Material

- Hot dip galvanized

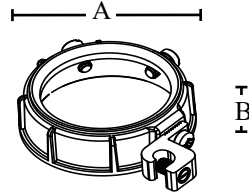


Catalog Number	UPC	Size	Grounding Lug Min.	Wire Siz Max	Unit Carton	Ship Case	Weight/ Case	Recommended Torque (in - lbs)	A	B
332MSL	03837	3/4"	14	4	10	100	14	35	1.31	0.57
333MSL	03838	1"	14	4	5	50	9	35	1.61	0.65
334MSL	03840	1-1/4"	14	4	5	50	10	35	1.91	0.71
335MSL	03841	1-1/2"	14	4	5	50	12	35	2.16	0.73
336MSL	03842	2"	14	4	5	50	15	35	2.72	0.73
334AMSL	03853	1-1/4"	14	2/0	5	50	16	35	1.91	0.71
335AMSL	03854	1-1/2"	14	2/0	5	50	17	35	2.16	0.73
336AMSL	03855	2"	14	2/0	5	50	20	35	2.72	0.73

Insulated Metallic Grounding Bushings

With Aluminum Lay-In Lug - Threadless Set Screw Type

Malleable Iron



Features

- Liner is rated flame retardant to 105°C
- Set-screws allowing the fitting to lock bushing in any desired position
- For use on threaded or threadless Rigid conduit or IMC

Applications

- Indoor or outdoor use (lay-in lug)
- Use with locknut to terminate service conduit to a cabinet
- Lug provided for bonding jumper to a neutral bus bar
- Round surface of bushing prevents damage to wire insulation
- Plastic liner prevents damage to wire insulation

Standard Material

- Body - Malleable iron
- Plastic insulator
- Lug - Aluminum
- Clamping screw - Steel
- Set screws - Steel

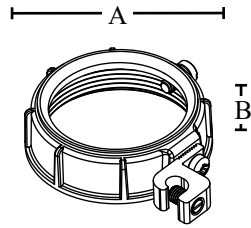
Standard Finish

- Body - Zinc plated

Catalog Number	UPC	Size	Grounding Lug Wire Size		Unit Carton	Ship Case	Weight/Case	A	B
			Min.	Max.					
331MSS	13321	1/2"	14	4	50	500	25	1.08	.57
332MSS	13331	3/4"	14	4	50	500	30	1.31	.57
333MSS	13341	1"	14	4	25	250	23	1.61	.65
334MSS	13351	1-1/4"	14	4	20	200	30	1.91	.71
335MSS	13361	1-1/2"	14	4	10	100	25	2.16	.73
336MSS	13371	2"	14	4	10	100	30	2.72	.73
337MSS	13391	2-1/2"	14	1/0	5	50	38	3.23	.94
338MSS	13411	3"	14	1/0	---	25	35	3.88	.94
339MSS	13431	3-1/2"	14	1/0	---	10	15	4.43	.94
340MSS	13451	4"	14	1/0	---	10	20	4.89	.94
340AMSS	13461	5"	6	250 MCM	---	10	25	6.10	1.14
340BMSS	13471	6"	6	250 MCM	---	10	35	7.15	1.14

Insulated Metallic Grounding Bushings

With Aluminum Lay-In Lug - Zinc Die Cast



Features

- Tin plated aluminum alloy 6061-T6 rated for AL and CU conductor
- Liner is rated flame retardant to 105°C
- UL listed for use with copper or aluminum grounding conductor

Applications

- Use to provide a means of grounding Rigid or IMC conduit
- Indoor or outdoor use (lay-in lug)
- Use with locknut to terminate service conduit to a cabinet
- Lug provided for bonding jumper to a neutral bus bar
- Round surface of bushing prevents damage to wire insulation
- Plastic liner prevents damage to wire insulation

Standard Material

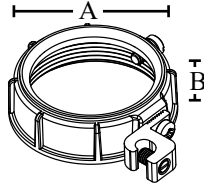
- Body - Zinc die cast
- Plastic insulator
- Lug - Aluminum
- Clamping screw - Steel
- Set screws - Steel



Catalog Number	UPC	Size	Grounding Lug Wire Size		Unit Carton	Ship Case	Weight/Case	A	B
			Min.	Max.					
331	13130	1/2"	14	4	50	500	30	1.04	.38
332	13140	3/4"	14	4	50	500	35	1.26	.41
333	13150	1"	14	4	25	250	23	1.53	.50
334	13160	1-1/4"	14	4	20	200	26	1.86	.53
334A	13170	1-1/4"	14	1/0	20	200	26	1.86	.53
335	13180	1-1/2"	14	4	10	100	16	2.13	.56
335A	13190	1-1/2"	14	1/0	10	100	16	2.13	.56
336	13200	2"	14	4	10	100	21	2.60	.66
336A	13210	2"	14	1/0	10	100	21	2.60	.66
337	13220	2-1/2"	14	1/0	---	50	20	3.15	.75
337A	13230	2-1/2"	6	250 MCM	---	50	20	3.15	.75
338	13240	3"	14	1/0	---	50	29	3.76	.75
338A	13250	3"	6	250 MCM	---	50	29	3.76	.75
339	13260	3-1/2"	14	1/0	---	10	15	4.27	.75
339A	13270	3-1/2"	6	250 MCM	---	10	15	4.27	.75
340	13280	4"	14	1/0	---	10	20	4.76	.75
340A	13290	4"	6	250 MCM	---	10	20	4.76	.75

Insulated Bonding Bushings

Corrosion Resistant - Zinc Die Cast



Features

- Designed for superior protection against corrosion
- Tin plated copper lay-in lug
- Durable Zamak-3 Bushing
- UV Resistant liner for direct exposure to the sun
- Stainless steel hardware

Applications

- Ideal for solar photovoltaic applications.
- Use to provide a means of grounding Rigid or IMC conduit
- Indoor or outdoor use (lay-in lug)
- Use lug provided for bonding jumper to a neutral bus bar
- Prevent damage to wire insulation with the UV resistant liner

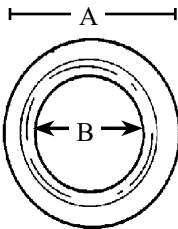
Standard Material

- Body - Zinc (Zamak-3)
- Lug – Tin plated copper
- Clamping screw – Stainless steel
- Set screws – Stainless steel

Catalog Number	UPC	Size	Grounding Lug Wire Siz Min.	Max	Unit Carton	Ship Case	Weight/ Case	Recommended Torque (in - lbs)	A	B
332SL	03700	3/4"	14	4	10	100	11	35	1.26	.41
333SL	03701	1"	14	4	5	50	7	35	1.53	.50
334SL	03702	1-1/4"	14	4	5	50	8	35	1.86	.53
335SL	03703	1-1/2"	14	4	5	50	9	35	2.13	.56
336SL	03704	2"	14	4	5	50	12	35	2.60	.66
334ASL	03856	1-1/4"	14	2/0	5	50	13	35	1.86	.53
335ASL	03857	1-1/2"	14	2/0	5	50	14	35	2.13	.56
336ASL	03858	2"	14	2/0	5	50	17	35	2.60	.66

Reducing Washers

Steel



Features

- Sizes available for every application

Applications

- To be used in pairs to reduce the size of knockout holes

Standard Material

- Steel

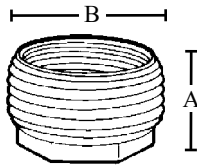
Standard Finish

- Zinc plated

Catalog Number	UPC	Size	Unit Carton	Ship Case	Weight/Case	A	B
900	19050	3/4" x 1/2"	100	1000	2	1.42	1.40
901	19060	1" x 1/2"	100	1000	2	1.71	1.40
902	19070	1" x 3/4"	100	1000	2	1.71	1.62
903	19080	1-1/4" x 1/2"	50	500	2	2.08	1.62
904	19090	1-1/4" x 3/4"	50	500	2	2.08	1.62
905	19100	1-1/4" x 1"	50	500	1	2.08	1.62
906	19110	1-1/2" x 1/2"	50	500	2	2.635	1.62
907	19120	1-1/2" x 3/4"	50	500	4	2.635	1.62
908	19130	1-1/2" x 1"	50	500	4	2.635	1.62
909	19140	1-1/2" x 1-1/4"	50	500	2	2.635	1.62
910	19150	2" x 1/2"	25	250	2	3.265	1.62
911	19160	2" x 3/4"	25	250	2	3.265	1.62
912	19170	2" x 1"	25	250	2	3.265	1.62
913	19180	2" x 1-1/4"	25	250	2	2.265	1.62
914	19190	2" x 1-1/2"	25	250	2	2.265	1.62
915	19200	2-1/2" x 1/2"	25	250	2	3.265	.87
916	19210	2-1/2" x 3/4"	25	250	2	3.265	1.06
917	19220	2-1/2" x 1"	25	250	2	3.265	1.37
918	19230	2-1/2" x 1-1/4"	25	250	2	3.265	1.75
919	19240	2-1/2" x 1-1/2"	25	250	1	3.265	1.995
920	19250	2-1/2" x 2"	25	250	1	3.265	2.425
921	19260	3" x 1/2"	25	250	6	4.49	.87
922	19270	3" x 3/4"	25	250	5	4.49	1.06
923	19280	3" x 1"	25	250	5	4.49	1.36
924	19290	3" x 1-1/4"	25	250	4	4.49	1.75
925	19300	3" x 1-1/2"	25	250	3	4.49	1.995
926	19310	3" x 2"	25	250	2	4.49	2.40
927	19320	3" x 2-1/2"	25	250	2	4.49	2.94
928	19330	3-1/2" x 1/2"	10	100	3	5	.87
929	19340	3-1/2" x 3/4"	10	100	3	5	1.06
930	19350	3-1/2" x 1"	10	100	3	5	1.38
931	19360	3-1/2" x 1-1/4"	10	100	3	5	1.71
932	19370	3-1/2" x 1-1/2"	10	100	3	5	1.98
933	19380	3-1/2" x 2"	10	100	3	5	2.435
934	19390	3-1/2" x 2-1/2"	10	100	2	5	2.92
935	19400	3-1/2" x 3"	10	100	2	5	3.56
936	19410	4" x 1/2"	10	100	3	5.50	.87
937	19420	4" x 3/4"	10	100	3	5.50	1.06
938	19430	4" x 1"	10	100	3	5.50	1.38
939	19440	4" x 1-1/4"	10	100	2	5.50	1.715
940	19450	4" x 1-1/2"	10	100	2	5.50	1.97
941	19460	4" x 2"	10	100	2	5.50	2.435
942	19470	4" x 2-1/2"	10	100	2	5.50	2.92
943	19480	4" x 3"	10	100	2	5.50	3.56
944	19490	4" x 3-1/2"	10	100	1	5.50	4.05

Reducing Bushings

Steel



Features

- Rounded bushing protects conductor

Applications

- Dry location use only
- Use to reduce the entry size of a run of threaded conduit

Standard Material

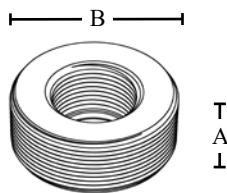
- Steel

Standard Finish

- Zinc plated

Catalog Number	UPC	Size	Ship Case	Weight/Case	A	B
RB1	20060	1/2" x 3/8"	100	2	.563	.75
RB2	20070	3/4" x 1/2"	100	4	.65	.92
RB3	20080	1" x 1/2"	50	6	.715	1.125
RB4	20090	1" x 3/4"	50	7	.715	1.125
RB5	20100	1-1/4" x 1/2"	25	7	.82	1.47
RB6	20110	1-1/4" x 3/4"	25	8	.82	1.47
RB7	20120	1-1/4" x 1"	25	4	.82	1.47
RB8	20130	1-1/2" x 1/2"	25	11	.85	1.70
RB9	20140	1-1/2" x 3/4"	25	8	.85	1.70
RB10	20150	1-1/2" x 1"	25	7	.85	1.70
RB11	20160	1-1/2" x 1-1/4"	25	3	.85	1.70
RB12	20170	2" x 1/2"	10	3	.97	2.23
RB13	20180	2" x 3/4"	10	8	.97	2.23
RB14	20190	2" x 1"	10	7	.97	2.23
RB15	20200	2" x 1-1/4"	10	5	.97	2.23
RB16	20210	2" x 1-1/2"	10	3	.97	2.23

Malleable Iron



Features

- Rounded bushing protects conductor

Applications

- Dry location use only
- Use to reduce the entry size of a run of threaded conduit

Standard Material

- Malleable iron

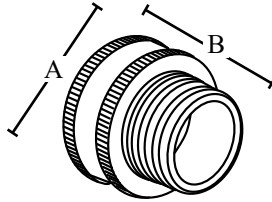
Standard Finish

- Zinc plated

Catalog Number	UPC	Size	Ship Case	Weight/Case	A	B
RB17	20220	2-1/2" x 1"	10	11	1.3	2.88
RB18	20230	2-1/2" x 1-1/4"	10	13	1.3	2.88
RB19	20240	2-1/2" x 1-1/2"	10	9	1.3	2.88
RB20	20250	2-1/2" x 2"	10	6	1.3	2.88
RB21	20260	3" x 1-1/4"	10	18	1.54	3.5
RB22	20270	3" x 1-1/2"	10	17	1.54	3.5
RB23	20280	3" x 2"	10	16	1.54	3.5
RB24	20290	3" x 2-1/2"	10	10	1.54	3.5
RB25	20300	3-1/2" x 1-1/2"	10	24	1.59	4
RB26	20310	3-1/2" x 2"	10	29	1.59	4
RB27	20320	3-1/2" x 2-1/2"	10	25	1.59	4
RB28	20330	3-1/2" x 3"	10	11	1.59	4
RB29	20340	4" x 2"	10	28	1.77	4.51
RB30	20350	4" x 2-1/2"	10	27	1.77	4.51
RB31	20360	4" x 3"	10	22	1.77	4.51
RB32	20370	4" x 3-1/2"	10	16	1.77	4.51

Rigid Male Enlargers

Steel



Features

- Helps to better accommodate design specs

Applications

- Converts conduit end sizes; eliminates rework or tear outs

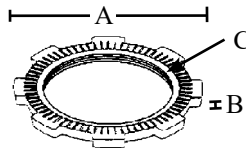
Standard Material

- Steel

Catalog Number	UPC	Size	Unit Carton	Ship Case	Weight/Case	A	B
981S	19640	1/2" - 3/4"	25	250	50	1.35	1.40
982S	19650	3/4" - 1"	10	100	12	1.62	1.40

Rigid Locknuts

Zinc Die Cast



Features

- Tightens without deformation
- Serrated teeth prevent loosening from vibrations

Applications

- Affixes Rigid conduit to an electrical box or other metal enclosure
- To connect externally threaded conduit connector to a threadless opening in a box or enclosure

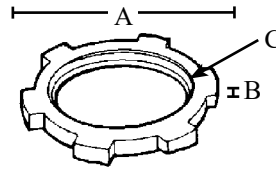
Standard Material

- Zinc die cast

Catalog Number	UPC	Size	Threads Per Inch	Unit Carton	Ship Case	Weight/Case	A	B	Thread Pitch Diameter
241	12040	1/2"	14	200	2000	20	1.12	.15	.787 - .797
242	12050	3/4"	14	100	1000	20	1.33	.15	.999 - 1.009
243	12060	1"	11-1/2	100	1000	20	1.68	.19	1.25 - 1.26
244	12070	1-1/4"	11-1/2	50	500	20	2.15	.19	1.595 - 1.605
245	12080	1-1/2"	11-1/2	50	500	20	2.35	.19	1.837 - 1.847
246	12090	2"	11-1/2	50	200	12	2.89	.19	2.307 - 2.317
247	12100	2-1/2"	8	25	100	13	3.43	.25	2.777 - 2.788
248	12110	3"	8	25	100	18	4.12	.25	3.403 - 3.414
249	12120	3-1/2"	8	10	40	13	4.67	.27	3.892 - 3.904
250	12130	4"	8	10	40	15	5.25	.27	4.399 - 4.411

Rigid Locknuts

Steel



Features

- Tightens without deformation

Applications

- To connect externally threaded conduit or connector to a threadless opening in a box or enclosure

Standard Material

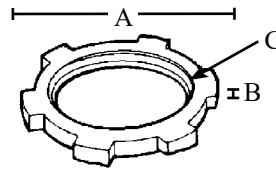
- Steel

Standard Finish

- Zinc plated

Catalog Number	UPC	Size	Threads Per Inch	Unit Carton	Ship Case	Weight/Case	A	B	Thread Pitch Diameter
281	12300	1/2"	14	100	2000	20	1.15	.11	.787 - .797
282	12310	3/4"	14	100	1000	20	1.45	.115	.999 - 1.009
283	12320	1"	11-1/2	100	1000	30	1.75	.14	1.25 - 1.26
284	12330	1-1/4"	11-1/2	50	500	20	2.10	.14	1.595 - 1.605
285	12340	1-1/2"	11-1/2	50	500	30	2.40	.14	1.837 - 1.847
286	12350	2"	11-1/2	25	250	20	2.95	.14	2.307 - 2.317
287	12360	2-1/2"	8	---	50	6	3.55	.185	2.777 - 2.788
288	12370	3"	8	---	50	9	3.55	.19	3.403 - 3.414
289	12380	3-1/2"	8	---	25	6	4.20	.19	3.892 - 3.904
290	12390	4"	8	---	25	7	4.75	.19	4.399 - 4.411
290A	12400	5"	8	---	10	5	6.67	.38	5.488 - 5.50
290B	12410	6"	8	---	10	8	7.93	.40	6.545 - 6.557

UL Listed



E148716

Features

- Tightens without deformation
- UL listed

Applications

- To connect externally threaded conduit or connector to a threadless opening in a box or enclosure

Standard Material

- Steel

Standard Finish

- Zinc plated

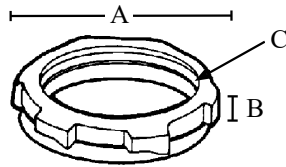
Applicable Third Party Standards

- UL Standard: UL 514B
- Fed. Spec: W-F-406E, W-F-406D
- NEMA: FBI-2014

Catalog Number	UPC	Size	Threads Per Inch	Unit Carton	Ship Case	Weight/Case	A	B	Thread Pitch Diameter
281UL	86392	1/2"	14	200	2000	23	1.15	.125	.787 - .797
282UL	86393	3/4"	14	100	1000	23	1.45	.14	.999 - 1.009
283UL	86394	1"	11-1/2	100	1000	33	1.75	.1875	1.250 - 1.260
284UL	86395	1-1/4"	11-1/2	50	500	23	2.10	.1875	1.595 - 1.605
285UL	86396	1-1/2"	11-1/2	50	500	33	2.40	.1875	1.837 - 1.847
286UL	86397	2"	11-1/2	25	250	23	2.95	.1875	2.307 - 2.317
287UL	86398	2-1/2"	8	---	50	8	3.55	.215	2.777 - 2.788
288UL	86399	3"	8	---	50	12	3.55	.215	3.403 - 3.414
289UL	86400	3-1/2"	8	---	25	9	4.20	.215	3.892 - 3.904
290UL	86401	4"	8	---	25	10	4.75	.215	4.399 - 4.411

Sealing Locknuts

Steel



Features

- Zinc plated with PVC molded gasket for a watertight seal

Applications

- Indoor or outdoor use
- Use to secure Rigid, IMC conduit or various threaded fittings to a steel outlet box or other metal enclosures, when moisture proof protection is required

Standard Material

- Steel

Standard Finish

- Zinc plated
- Gasket - PVC

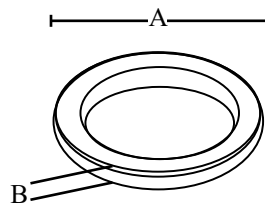
Applicable Third Party Standards

- UL Standard: UL 514B
- Fed. Spec: W-F-406E, W-F-406D
- NEMA: FB 1-2014

Catalog Number	UPC	Size	Threads Per Inch	Unit Carton	Ship Case	Weight/Case	A	B	Thread Pitch Diameter
711	17450	1/2"	14	50	500	8	1.12	.26	.787 - .797
712	17460	3/4"	14	50	500	11	1.37	.27	.999 - 1.009
713	17470	1"	11-1/2	25	250	10	1.75	.28	1.25 - 1.26
714	17480	1-1/4"	11-1/2	10	100	6	2.06	.32	1.595 - 1.605
715	17490	1-1/2"	11-1/2	10	100	7	2.37	.32	1.837 - 1.847
716	17500	2"	11-1/2	10	100	9	2.87	.32	2.307 - 2.317
717	17510	2-1/2"	8	---	25	3	3.43	.32	2.777 - 2.788
718	17520	3"	8	---	25	5	4.12	.32	3.403 - 3.414
719	17530	3-1/2"	8	---	25	6	4.62	.32	3.892 - 3.904
720	17540	4"	8	---	25	7	5.18	.32	4.399 - 4.411
720A	85017	5"	8	---	5	8	6.67	.50	5.488 - 5.50
720B	17542	6"	8	---	5	11	7.83	.52	6.545 - 6.557

Sealing Rings

Steel



Features

- Liquidtight sealing gasket
- Material resists oil, moisture, and fumes allowing for durable seal for rough edges

Applications

- Use with rigid threaded fittings to provide a liquidtight, dust tight seal when entering an enclosure
- Stainless Steel retainer with bonded PVC gasket

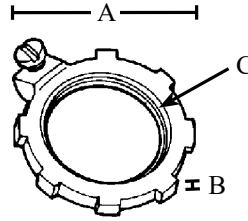
Standard Material

- Gasket - PVC
- Retainer - Stainless Steel

Catalog Number	UPC	Size	Unit Carton	Ship Case	Weight/Case	A	B
711SR	00251	1/2"	250	2500	23	1.125"	.125"
712SR	00252	3/4"	200	2000	24	1.375"	.125"
713SR	00256	1"	150	1500	20	1.625"	.125"
714SR	00257	1-1/4"	100	1000	17	2"	.125"
715SR	00254	1-1/2"	50	500	10	2.25"	.125"
716SR	00255	2"	50	500	11	3.50"	.125"
717SR	00258	2-1/2"	---	100	7	3.50"	.1875"
718SR	00259	3"	---	100	9	4.25"	.1875"
719SR	00260	3-1/2"	---	50	6	4.75"	.1875"
720SR	00261	4"	---	50	6	5.1875"	.1875"

Grounding Locknuts

Steel



Features

- Tightens without deformation
- UL listed

Applications

- To connect externally threaded conduit connector to a threadless opening in a box or enclosure

Standard Material

- Steel

Standard Finish

- Zinc plated

Applicable Third Party Standards

- UL Standard: UL 514B
- Fed. Spec: W-F-406E, W-F-406D
- NEMA: FB 1-2014

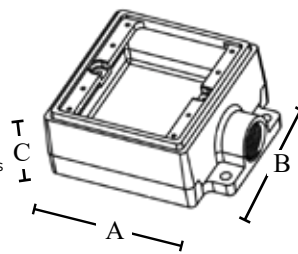
Catalog Number	UPC	Size	Threads Per Inch	Unit Carton	Ship Case	Weight/Case	A	B	Thread Pitch Diameter
551	15250	1/2"	14	100	1000	30	1.15	.11	.787 - .797
552	15260	3/4"	14	100	1000	30	1.45	.115	.999 - 1.009
553	15270	1"	11-1/2	50	500	25	1.75	.14	1.25 - 1.26
554	15280	1-1/4"	11-1/2	50	500	30	2.10	.14	1.595 - 1.605
555	15290	1-1/2"	11-1/2	25	250	22	2.40	.14	1.837 - 1.847
556	15300	2"	11-1/2	20	200	28	2.95	.14	2.307 - 2.317
557	15310	2-1/2"	8	---	50	8	3.55	.185	2.777 - 2.788
558	15320	3"	8	---	50	14	3.55	.19	3.403 - 3.414
559	15330	3-1/2"	8	---	25	9	4.20	.19	3.892 - 3.904
560	15340	4"	8	---	25	10	4.75	.19	4.399 - 4.411

FS and FD Cast Device Double Gang Boxes

Dual Hub - Heavy Duty - Hot Dip Galvanized



Conforms to finish thickness
ASTM A123/123M
UL 514A
Fed. Spec. A-A-50563
CSA C22.2 No. 18.3
NEMA FB-1



Features

- Suitable for use in concrete
- Tapered threaded hubs-NPT
- Internal grounding screw
- Suitable for wet locations when used with cover and neoprene gasket

Applications

- For use in areas where boxes are exposed to harsh locations
- Provides opening for making splices
- Serves as a pull box for conductors
- Allows connection for branch conduit runs

Standard Material

- Malleable iron

Standard Finish

- Hot dip galvanized

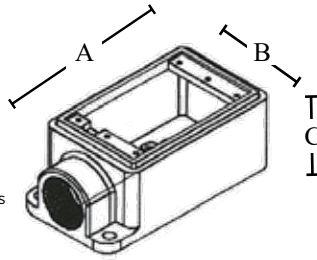
Catalog Number	UPC	Size	Ship Case	Weight/Case	A	B	C
FSC TYPE							
FSC21MHDG	01820	1/2"	10	34	5.32	4.71	2.20
FSC22MHDG	01821	3/4"	10	34	5.32	4.71	2.20
FSC23MHDG	01828	1"	10	37	5.32	4.71	2.20
FDC TYPE - DEEP							
FDC21MHDG	01822	1/2"	10	38	5.31	4.70	2.90
FDC22MHDG	01824	3/4"	10	39	5.31	4.70	2.90
FDC23MHDG	01825	1"	10	40	5.31	4.70	2.90

FS and FD Cast Device Single Gang Boxes

Single Hub - Heavy Duty - Hot Dip Galvanized



Conforms to finish thickness
ASTM A123/123M
UL 514A
Fed. Spec. A-A-50563
CSA C22.2 No. 18.3
NEMA FB-1



Features

- Suitable for use in concrete
- Tapered threaded hubs-NPT
- Internal grounding screw
- Suitable for wet locations when used with cover and neoprene gasket

Applications

- For use in areas where boxes are exposed to harsh locations
- Provides opening for making splices
- Serves as a pull box for conductors
- Allows connection for branch conduit runs

Standard Material

- Malleable iron

Standard Finish

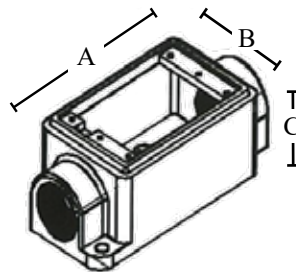
- Hot dip galvanized

Catalog Number	UPC	Size	Ship Case	Weight/Case	A	B	C
FS TYPE							
FS1MHDG	01799	1/2"	10	24	6.07	2.93	2.20
FS2MHDG	01800	3/4"	10	25	6.07	2.93	2.20
FS3MHDG	01804	1"	10	25	6.07	2.93	2.20
FD TYPE - DEEP							
FD1MHDG	01805	1/2"	10	28	6.09	2.97	2.90
FD2MHDG	01806	3/4"	10	29	6.09	2.97	2.90
FD3MHDG	01811	1"	10	29	6.09	2.97	2.90

Dual Hub - Heavy Duty - Hot Dip Galvanized



Conforms to finish thickness
ASTM A123/123M
UL 514A
Fed. Spec. A-A-50563
CSA C22.2 No. 18.3
NEMA FB-1



Features

- Suitable for use in concrete
- Tapered threaded hubs-NPT
- Internal grounding screw
- Suitable for wet locations when used with cover and neoprene gasket

Applications

- For use in areas where boxes are exposed to harsh locations
- Provides opening for making splices
- Serves as a pull box for conductors
- Allows connection for branch conduit runs

Standard Material

- Malleable iron

Standard Finish

- Hot dip galvanized

Catalog Number	UPC	Size	Ship Case	Weight/Case	A	B	C
FSC TYPE							
FSC1MHDG	01826	1/2"	10	26	6.08	2.94	2.20
FSC2MHDG	01813	3/4"	10	26	6.08	2.94	2.20
FSC3MHDG	01814	1"	10	26	6.08	2.94	2.20
FDC TYPE - DEEP							
FDC1MHDG	01815	1/2"	10	31	6.11	2.97	2.90
FDC2MHDG	01817	3/4"	10	31	6.11	2.97	2.90
FDC3MHDG	01819	1"	10	32	6.11	2.97	2.90

FS and FD Cast Device Covers

Blank - Duplex - Guarded Square Switch

Malleable Iron



E195124

Catalog Number	UPC	Ship Case	Weight/Case
FSBCM	17557	25	14
FSDRM	17559	25	14
FSGSM	17558	25	16

Features

- Each cover assembled with captive screws; FSBCM raintight if used with neoprene gasket

Applications

- For use with all Topaz FS and FD series boxes

Standard Material

- Malleable iron

Standard Finish

- Zinc plated

Applicable Third Party Standards

- UL Standard: UL 514A-UL 514D
- Fed. Spec: WC-586D, A-A-50563
- NEMA: FB1-2014

Blank - Duplex - Unguarded Square Switch - GFI

Steel



Catalog Number	UPC	Ship Case	Weight/Case
FSBCS	17560	25	5
FSDRS	17562	25	4
FSGSS	17561	25	4
FSGFIS	17563	25	3

Features

- Each cover assembled with captive screws; FSBCS raintight if used with neoprene gasket

Applications

- For use with all Topaz FS and FD series boxes

Standard Material

- Steel

Applicable Third Party Standards

- UL Standard: UL 514A-UL 514D
- Fed. Spec: WC-586D, A-A-50563
- NEMA: FB1-2014

FS and FD Cast Device Box Gasket

Neoprene Rubber



Catalog Number	UPC	Ship Case	Weight/Case
FSFDCG	17564	25	1

Features

- Rugged construction will withstand heavy usage while protecting boxes

Applications

- For use with all Topaz FS and FD series boxes and covers


Standard Material

- Neoprene rubber

FS and FD Cast Device Box Covers

Blank - Duplex - Guarded Square Switch

Malleable Iron - Hot Dip Galvanized



Catalog Number	UPC	Ship Case	Weight/Case
FSBCMHDG	02914	25	17
FSDRMHDG	02918	25	13
FGSGMHDG	02924	25	15

Features

- Each cover assembled with captive screws; FSBCMHDG raintight if used with neoprene gasket

Applications

- For use with all Topaz FS and FD series boxes

Standard Material

- Malleable iron

Standard Finish

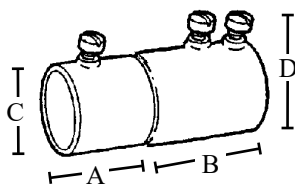
- Zinc plated

Applicable Third Party Standards

- UL Standard: UL 514A-UL 514D
- Fed. Spec: WC-586D, A-A-50563
- NEMA: FB1-2014

Combination Couplings

Set Screw Type - EMT to Rigid - Steel



Features

- Ensures continued mechanical protection
- Concrete tight when taped

Applications

- Indoor use only
- Use to join EMT conduit to rigid metal conduit

Standard Material

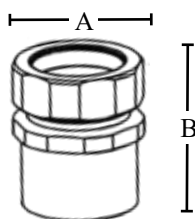
- Steel

Standard Finish

- Zinc plated

Catalog Number	UPC	Size	Unit Carton	Ship Case	Weight/Case	A	B	C	D	Screws
391S	70210	1/2"	25	250	31	.85	1.20	.72	.855	2
392S	70220	3/4"	10	100	19	1	1.31	.94	1.065	2
393S	70230	1"	10	100	27	1.27	1.53	1.17	1.32	3

Compression Type EMT to Rigid - Steel



UL standard 514B
Fed. Spec A-A-50553
NEMA FB 1

Features

- Internally threaded for Rigid/IMC conduit
- Compression type EMT
- Raintight

Applications

- Suitable for indoor and outdoor use
- Use to join Rigid/IMC conduit to EMT between 2 different raceways
- Coupling internally threaded for Rigid/IMC
- Compression type for EMT, concrete tight

Standard Material

- Steel

Standard Material

- Zinc plated

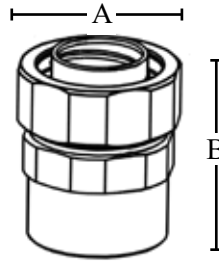
Catalog Number	UPC	Size	Unit Carton	Ship Case	Weight/Case	A	B
391C	87320	1/2"	20	200	31	1.10	1.57
392C	87321	3/4"	10	100	21	1.33	1.62
393C	87322	1"	10	100	30	1.63	1.82

Combination Couplings

Liquidtight to Rigid - Steel



E148716
UL standard 514B
Fed. Spec A-A-50553
NEMA FB 1



Features

- Liquidtight, raintight, oiltight
- NPSM thread
- Labor saving

Applications

- Use to join liquidtight metal conduit (LFMC) to Rigid/IMC conduit between 2 different raceways
- Suitable for use in wet locations
- Raintight, concrete tight

Standard Material

- Steel

Standard Finish

- Zinc plated

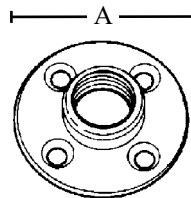
Catalog Number	UPC	Size	Unit Carton	Ship Case	Weight/Case	A	B
50SLT	87323	3/8" - 1/2"	20	200	33	1.10	1.78
51SLT	87324	1/2"	20	200	29	1.17	1.78
52SLT	87325	3/4"	10	100	23	1.43	1.94
53SLT	87326	1"	5	50	18	1.76	2.19
54SLT	87327	1-1/4"	5	50	30	2.16	2.23
55SLT	87328	1-1/2"	-	12	8	2.38	2.62
56SLT	87329	2"	-	5	5	2.87	2.67

Rigid Floor Flange Plates

Malleable Iron



E195124



Catalog Number	UPC	Size	Ship Case	Weight/Case	A
291	12420	1/2"	50	23	3
292	12430	3/4"	50	25	3.375
293	12440	1"	50	43	3.625
294	12450	1-1/4"	25	20	4
295	12460	1-1/2"	25	32	4.375
296	12470	2"	25	27	4.875

Features

- Topaz floor flanges provide a solid means of support for 1/2" through 2" threaded pipes
- Ideal for hanging security cameras, smoke detectors, fire alarms, signals/strobes and other low-voltage and electronic signaling devices from ceiling
- These floor flanges may also be used in a variety of other applications as required
- Four holes for mounting to a flat surface

Applications

- Use to connect threaded Rigid or IMC conduits to flat surfaces
- The threaded hub allows pipes to be screwed in and securely fastened

Standard Material

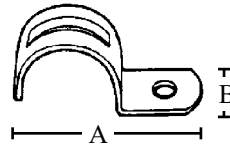
- Malleable iron

Standard Finish

- Zinc plated

Rigid Straps

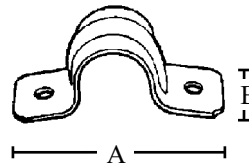
Snap-On Type - One Hole - Steel



Catalog Number	UPC	Size	Unit Carton	Ship Case	Weight/Case	A	B
531A**	15041	1/4"	100	1000	14	1.51	.562
531B**	15045	3/8"	100	1000	12	1.81	.562
531	15050	1/2"	50	500	17	1.91	.625
532	15060	3/4"	50	500	25	2.21	.75
533	15070	1"	25	250	18	2.57	.875
534	15080	1-1/4"	20	200	18	2.79	.88
535	15090	1-1/2"	20	200	31	3.69	.899
536	15100	2"	10	100	24	4.17	1.14
517*	15670	2-1/2"	---	50	21	5	1.28
518*	15680	3"	---	25	12	5.55	1.28
519*	15690	3-1/2"	---	25	17	6.37	1.28
520*	15700	4"	---	25	17	6.87	1.28
520A**	15702	5"	---	10	17	9	1.50
520B**	15704	6"	---	10	20	10.35	1.50

*EMT and Rigid
**Not UL Listed

Snap-On Type - Two Hole - Steel



Catalog Number	UPC	Size	Unit Carton	Ship Case	Weight/Case	A	B
541	15150	1/2"	50	500	9	2.43	.625
542	15160	3/4"	50	500	12	2.81	.685
543	15170	1"	25	250	9	3.28	.75
544	15180	1-1/4"	20	200	16	4.02	.875
545	15190	1-1/2"	10	100	14	4.58	1
546	15200	2"	---	50	5	5.22	1
527*	15010	2-1/2"	---	25	4	5.87	1.43
528*	15020	3"	---	25	5	6.50	1.75
529*	15030	3-1/2"	---	25	7	7.12	2
530*	15040	4"	---	25	7	7.75	2.25
530A	15042	5"	---	10	16	10.60	1.25
530B	15044	6"	---	10	7	11.85	1.25

* EMT and Rigid

Features

- Snap-on type Rigid strap with one hole
- Inverted rib for strength
- Easy to install

Applications

- Indoor or outdoor use
- Use to secure Rigid or IMC conduit to wood, masonry or where greater load bearing is required

Standard Material

- Steel

Standard Finish

- Zinc plated

Applicable Third Party Standards

- UL Standard: UL 2239
- Fed. Spec: W-F-406E, W-F-406D
- NEMA: FBI-2014

Features

- Snap-on type Rigid strap with two holes
- Greater load bearing capability
- Easy to install

Applications

- Indoor or outdoor use
- Use to secure Rigid or IMC conduit to wood, masonry or where greater load bearing is required

Standard Material

- Steel

Standard Finish

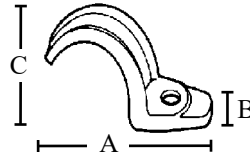
- Zinc plated

Applicable Third Party Standards

- UL Standard: UL 2239
- Fed. Spec: W-F-406E, W-F-406D
- NEMA: FBI-2014

Rigid Straps

One Hole - Malleable Iron



Features

- Inverted rib for strength

Applications

- Indoor or outdoor use
- Use to secure Rigid or IMC conduit to wood, masonry or similar surfaces where greater load bearing is required
- To be used with clamp back

Standard Material

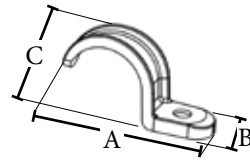
- Malleable iron

Standard Finish

- Zinc plated

Catalog Number	UPC	Size	Hole Size	Unit Carton	Ship Case	Weight/Case	A	B	C
561	15350	1/2"	.31	100	1000	40	2.25	.66	.94
562	15360	3/4"	.31	50	500	25	2.56	.75	1.22
563	15370	1"	.31	25	250	20	3.06	.81	1.50
564	15380	1-1/4"	.43	20	200	20	3.69	.88	1.88
565	15390	1-1/2"	.45	10	100	16	4	1	2.06
566	15400	2"	.55	---	25	9	5.06	1.13	2.56
567	15410	2-1/2"	.57	---	25	17	5.94	1.38	3.06
568	15420	3"	.57	---	25	25	7.44	1.63	3.81
569	15430	3-1/2"	.69	---	10	15	8.19	1.81	4.38
570	15430	4"	.71	---	10	22	8.69	2	5
570A	15441	5"	.96	---	10	35	9.375	2.6875	6
570B	15442	6"	1.18	---	10	45	10.375	3.125	7

One Hole - Hot Dip Galvanized - Malleable Iron



E174011
 Conforms to finish thickness ASTM
 A123/123M
 UL 2239
 Fed. Spec. A-A-50553
 NEMA FB 1

Features

- Hot dip galvanized for added durability and corrosion protection

Applications

- Use to secure Rigid or IMC conduit to wood, masonry or similar surfaces where greater load bearing is required

Standard Material

- Malleable iron

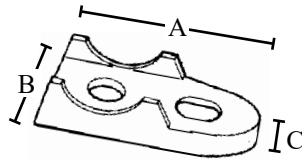
Standard Finish

- Hot dip galvanized

Catalog Number	UPC	Size	Hole Size	Unit Carton	Ship Case	Weight/Case	A	B	C
561HDG	86589	1/2"	.31	100	1000	40	1.98	.67	.97
562HDG	86590	3/4"	.31	50	500	25	2.37	.76	1.10
563HDG	86591	1"	.31	25	250	20	2.90	.82	1.44
564HDG	86592	1-1/4"	.43	20	250	25	3.12	.82	1.77
565HDG	86593	1-1/2"	.45	10	200	32	3.90	1.05	2.06
566HDG	86594	2"	.55	---	100	36	4.77	1.36	2.59
567HDG	86595	2-1/2"	.57	---	25	17	5.45	1.36	3.05
568HDG	86596	3"	.57	---	25	25	6.74	1.54	3.77
569HDG	86597	3-1/2"	.69	---	25	38	7.72	1.91	4.24
570HDG	86598	4"	.71	---	10	23	8.13	2.07	4.98
570AHDG	86599	5"	.96	---	10	34	10.94	2.55	6.22
570BHDG	86600	6"	1.18	---	10	40	12.71	2.91	7.45

EMT/Rigid Clamp Backs

Malleable Iron



Features

- Extensive size range for multiple specifications

Applications

- Indoor or outdoor use
- Use to provide spacing between mounting surface and Rigid conduit

Standard Material

- Malleable iron

Standard Finish

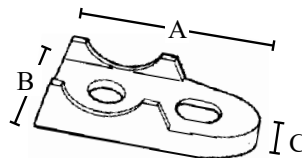
- Zinc plated

Catalog Number	UPC	Size	Unit Carton	Ship Case	Weight/Case	A	B	C
481	14510	1/2"	25	250	16	2.06	1	.50
482	14520	3/4"	25	250	22	2.38	1.06	.50
483	14530	1"	25	250	35	2.94	1.25	.56
484	14540	1-1/4"	10	100	21	3.50	1.88	.75
485	14550	1-1/2"	10	100	27	3.81	1.44	.81
486	14560	2"	5	50	22	4.75	1.94	1
487	14570	2-1/2"	---	25	14	5.75	2.44	.75
488	14580	3"	---	10	9	6.69	2.63	.88
489	14590	3-1/2"	---	10	14	7.130	2.88	1.06
489A	14600	4"	---	10	18	8.88	3.06	1.06
489B	14601	5"	---	10	25	10.13	3.75	.60
489C	14602	6"	---	10	30	12.19	4	.75

Hot Dip Galvanized - Malleable Iron



Conforms to finish thickness
ASTM A123/123M
UL 2239
RoHS
Fed. Spec. A-A-50553
NEMA FB 1



Features

- Hot dip galvanized for added durability and corrosion protection

Applications

- For use in wet or dry locations in conjunction with malleable Rigid conduit straps to create space between conduit and mounting surface

Standard Material

- Malleable iron

Standard Finish

- Hot dip galvanized

Catalog Number	UPC	Size	Unit Carton	Ship Case	Weight/Case	A	B	C
481HDG	86601	1/2"	25	250	15	2.06	1.01	.44
482HDG	86602	3/4"	25	250	23	2.44	1.20	.48
483HDG	86603	1"	25	250	35	2.92	1.31	.56
484HDG	86604	1-1/4"	10	100	21	3.41	1.49	.67
485HDG	86605	1-1/2"	10	100	27	3.78	1.52	.76
486HDG	86606	2"	5	50	22	4.73	1.92	.80
487HDG	86607	2-1/2"	---	25	14	5.48	2.42	.80
488HDG	86608	3"	---	10	9	6.66	2.63	.83
489HDG	86609	3-1/2"	---	12	10	7.12	2.87	1.03
489AHDG	86610	4"	---	18	21	8.43	3.12	1.09
489BHDG	86611	5"	---	10	21	10.78	3.68	1.30
489CHDG	86612	6"	---	10	29	12.68	3.96	1.89

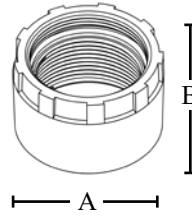
Rigid Cable Support Body

Hot Dip Galvanized- Malleable Iron



E148716

Conforms to finish thickness
ASTM A123/123M
UL 514B
RoHS
Fed. Spec. A-A-50553
NEMA FB 1



Catalog Number	UPC	Size	Ship Case	Weight/ Case	A	B
CSB5	01865	1-1/2"	20	20	2.60	2.19
CSB6	01866	2"	10	17	3.19	2.36
CSB7	87171	2-1/2"	10	19	3.61	2.57
CSB8	87172	3"	10	25	4.30	2.78
CSB9	87173	3-1/2"	5	19	4.96	3.11
CSB10	87174	4"	5	25	5.51	3.36

Features

- Threaded for Rigid Conduit and IMC
- Tapered inside surface is knurled to grip cable
- For two or more wires
- Cable Support Wood Chock is sold separately
- For use with threadless conduit or EMT, when used with male end threadless connector
- Use with all types of insulations at 600V

Applications

- Used to support non-armored electrical cables in vertical conduit risers

Standard Material

- Malleable iron

Standard Finish

- Hot dip galvanized

Wood Cable Wedge

Cable Support Wood Chock



Made in USA



Features

- One piece design
- Sand-Grip in grooves of wedge allow maximum support to the cable
- Will not be supplied undrilled
- Use with all types of insulations at 600V

Applications

- For use with Cable Support Bodies
- Must be purchased with Cable Support Bodies (CSB5-CSB10)

Standard Material

- Maple hardwood

Standard Finish

- Black lacquer paint with sandy grit grooves

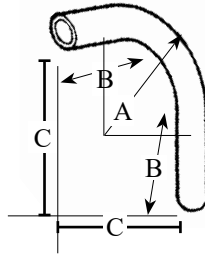
Topaz wood chocks are made to order and not stocked at our local distribution centers. Each piece is manufactured to the customer's requirement and not returnable.

Catalog Number	UPC	Size	Ship Case	Weight/ Case	Max. Number of Cables	Diameter	Height
CS53	01879	1-1/2"	1	.4	4	1.75	1.77
CS54	01880	1-1/2"	1	.4	5+	1.75	1.77
CS63	01881	2"	1	.4	4	2.14	2.11
CS64	01883	2"	1	.4	5+	2.14	2.11
CS73	87217	2-1/2"	1	.4	4	2.754	3.012
CS74	87218	2-1/2"	1	.4	5+	2.754	3.012
CS83	87219	3"	1	.5	4	3.251	3.012
CS84	87220	3"	1	.5	5+	3.251	3.012
CS93	87221	3-1/2"	1	.6	4	3.758	3.014
CS94	87222	3-1/2"	1	.6	5+	3.758	3.014
CS103	87223	4"	1	.7	4	4.251	3.014
CS104	87224	4"	1	.7	5+	4.251	3.014

Wood chocks are sold with stamped cable diameter.

EMT Elbows

90° - Galvanized Steel



Features

- Low conductivity, high corrosion resistance
- Smooth defect free interior and exterior

Applications

- For a secure connection to EMT conduit; bend enables directional changes in conduit

Standard Material

- Galvanized steel

Applicable Third Party Standards

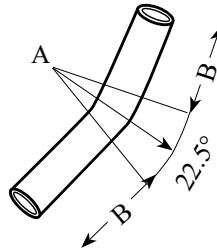
- UL Standard: UL 797
- Fed. Spec: WW-C-563
- NEMA: ANSI C80.3-2015

Catalog Number	UPC	Size	Unit Carton	Ship Case	Weight/Case	(A) Min. UL Radius	(B) Straight Leg Each End	(C) Offset
81	30420	1/2"	---	50	14	4	2.875	6.343
82	30430	3/4"	---	50	23	4.50	2.875	6.781
83	30440	1"	---	20	16	5.75	3	8.901
84	30450	1-1/4"	---	20	30	7.25	3.25	10.25
85	30460	1-1/2"	---	10	20	8.25	3.625	11.937
86	30470	2"	---	10	30	9.50	4.1875	14.031
87	30480	2-1/2"	1	50	300	10.50	5.25	16
88	30490	3"	1	35	315	13	5.8125	18.947
89	30500	3-1/2"	1	35	385	15	6.75	22.218
89A	30510	4"	1	25	375	16	6.9375	23.437

45° - Galvanized Steel



UL 797 and ANSI C80.3
Fed. Spec. WW-C-563



Features

- Low conductivity, high corrosion resistance
- Smooth defect free interior and exterior

Applications

- For a secure connection to EMT conduit; bend enables directional changes in conduit

Standard Material

- Galvanized steel

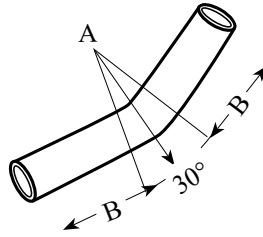
Catalog Number	UPC	Size	Unit Carton	Ship Case	Weight/Case	(A) Min. UL Radius	(B) Straight Leg Each End
21	33400	1/2"	---	50	11	4	2.875
22	33410	3/4"	---	50	19	4.50	2.875
23	33420	1"	---	35	25	5.75	3
24	33430	1-1/4"	---	30	30	7.25	3.25
25	33440	1-1/2"	---	15	44	8.25	3.625
26	33450	2"	---	15	31	9.50	4.1875
27	33460	2-1/2"	1	50	250	10.50	5.25
28	33470	3"	1	40	280	13	5.8125
29	33480	3-1/2"	1	35	315	15	6.75
30	33490	4"	1	35	420	16	6.9375

EMT Elbows

30° - Galvanized Steel



UL 797 and ANSI C80.3
Fed. Spec. WW-C-563



Features

- Low conductivity, high corrosion resistance
- Smooth defect free interior and exterior

Applications

- For a secure connection to EMT conduit; bend enables directional changes in conduit

Standard Material

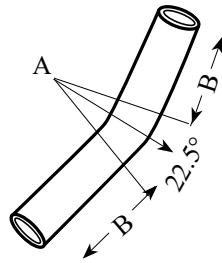
- Galvanized steel

Catalog Number	UPC	Size	Unit Carton	Ship Case	Weight/Case	(A) Min. UL Radius	(B) Straight Leg Each End
8430	83903	1-1/4"	---	30	19	7.25	2.781
8530	83893	1-1/2"	---	15	25	8.25	2.781
8630	83905	2"	---	10	20	9.50	2.781
8730	83906	2-1/2"	1	50	161	10.50	3
8830	83907	3"	1	35	153	13	3.125
8930	83908	3-1/2"	1	35	244	15	3.281
89A30	83909	4"	1	35	309	16	3.375

22.5° - Galvanized Steel



UL 797 and ANSI C80.3
Fed. Spec. WW-C-563



Features

- Low conductivity, high corrosion resistance
- Smooth defect free interior and exterior

Applications

- For a secure connection to EMT conduit; bend enables directional changes in conduit

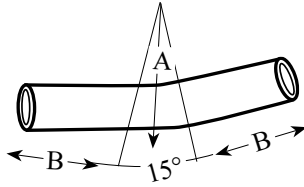
Standard Material

- Galvanized steel

Catalog Number	UPC	Size	Unit Carton	Ship Case	Weight/Case	(A) Min. UL Radius	(B) Straight Leg Each End
8422	83889	1-1/4"	---	30	17	7.25	2.781
8522	83890	1-1/2"	---	15	24	8.25	2.781
8622	83891	2"	---	10	18	9.50	2.781
8722	83892	2-1/2"	1	50	150	10.50	3
8822	83893	3"	1	35	175	13	3.125
8922	83994	3-1/2"	1	35	210	15	3.281
89A22	83995	4"	1	35	280	16	3.375

EMT Elbows

15° - Galvanized Steel



UL 797 and ANSI C80.3
Fed. Spec. WW-C-563

Features

- Low conductivity, high corrosion resistance
- Smooth defect free interior and exterior

Applications

- For a secure connection to EMT conduit; bend enables directional changes in conduit

Standard Material

- Galvanized steel

Catalog Number	UPC	Pipe Size	Unit Carton	Ship Case	Weight/Case	(A) Min. UL Radius	(B) Straight Leg Each End
8415	83896	1-1/4"	---	30	16	7.25	2.781
8515	83897	1-1/2"	---	15	22	8.25	2.781
8615	83898	2"	---	10	16	9.50	2.781
8715	83899	2-1/2"	1	50	150	10.50	3
8815	83815	3"	1	35	140	13	3.125
8915	83901	3-1/2"	1	35	210	15	3.281
89A15	83902	4"	1	35	245	16	3.375

EMT Special Radius Elbows

Galvanized Steel



UL 797 and ANSI C80.3
Fed. Spec. WW-C-563

Features

- Low conductivity, high corrosion resistance
- Smooth defect free interior and exterior

Applications

- For a secure connection to EMT conduit; bend enables directional changes in conduit
- 45° or 90° bends

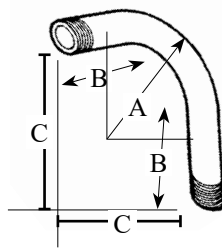
Standard Material

- Galvanized steel

Catalog Number	UPC	Size	Ship Case	Weight/Case
8624	85544	2" x 90° x 24"	1	14
8636	81734	2" x 90° x 36"	1	22
8836	30494	3" x 90° x 36"	1	45
89A36	81736	4" x 90° x 36"	1	64
89A48	81983	4" x 90° x 48"	1	81

Rigid Elbows

90° - Galvanized Steel



1/2"-4" meet UL 6 and ANSI C80.1
Fed. Spec. WW-C-563

Features

- Low conductivity, high corrosion resistance
- Smooth defect free interior and exterior

Applications

- For a secure connection to Rigid conduit; bend enables directional changes in conduit

Standard Material

- Galvanized steel

Standard Finish

- Hot dip galvanized

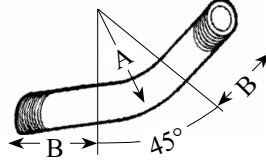
Catalog Number	UPC	Size	Unit Carton	Ship Case	Weight/Case	(A) Min. UL Radius	(B) Straight Leg Each End	(C) Offset
61	31030	1/2"	---	50	40	4	2.875	6.343
62	31040	3/4"	---	50	54	4.50	2.875	6.781
63	31050	1"	---	20	40	5.75	3	8.901
64	31060	1-1/4"	---	20	60	7.25	3.25	10.25
65	31070	1-1/2"	---	10	42	8.25	3.625	11.937
66	31080	2"	---	10	68	9.50	4.1875	14.031
67	31090	2-1/2"	1	50	650	10.50	5.25	16
68	31100	3"	1	35	630	13	5.8125	18.947
69	31110	3-1/2"	1	35	910	15	6.75	22.218
70	31120	4"	1	25	825	16	6.9375	23.437
70A	31127	5"	1	30	1350	24	11.125	36.156
70B	31128	6"	1	24	1152	30	12.4375	41.46

Rigid Elbows

45° - Galvanized Steel



1/2" to 4" meet UL 6 and ANSI C80.1
Fed. Spec. WW-C-563



Features

- Low conductivity, high corrosion resistance
- Smooth defect free interior and exterior

Applications

- For a secure connection to Rigid conduit; bend enables directional changes in conduit

Standard Material

- Galvanized steel

Standard Finish

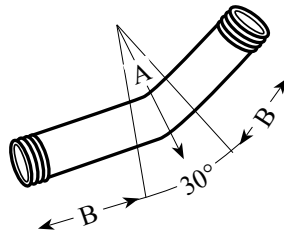
- Hot dip galvanized

Catalog Number	UPC	Size	Unit Carton	Ship Case	Weight/Case	(A) Min. UL Radius	(B) Straight Leg Each End
11	33300	1/2"	---	50	26	4	2.875
12	33310	3/4"	---	50	38	4.50	2.875
13	33320	1"	---	35	45	5.75	3
14	33330	1-1/4"	---	30	60	7.25	3.25
15	33340	1-1/2"	---	15	45	8.25	3.625
16	33350	2"	---	15	68	9.50	4.1875
17	33360	2-1/2"	1	50	400	10.50	5.25
18	33370	3"	1	40	455	13	5.8125
19	33380	3-1/2"	1	35	560	15	6.75
20	33390	4"	1	35	770	16	6.9375
20A	86293	5"	1	42	1840	24	8.125
20B	86294	6"	1	36	2556	30	13.25

30° - Galvanized Steel



UL 797 and ANSI C80.3
Fed. Spec. WW-C-563



Features

- Low conductivity, high corrosion resistance
- Smooth defect free interior and exterior

Applications

- For a secure connection to Rigid conduit; bend enables directional changes in conduit

Standard Material

- Galvanized steel

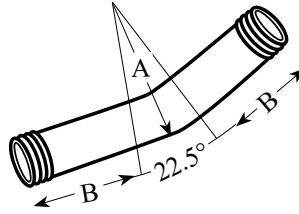
Catalog Number	UPC	Size	Unit Carton	Ship Case	Weight/Case	(A) Min. UL Radius	(B) Straight Leg Each End
6430	83924	1-1/4"	---	20	40	7.25	2.781
6530	83825	1-1/2"	---	15	39	8.25	2.781
6630	83926	2"	---	10	42	9.50	2.781
6730	83927	2-1/2"	1	50	400	10.50	3
6830	83928	3"	1	35	420	13	3.125
6930	83929	3-1/2"	1	35	595	15	3.281
7030	83930	4"	1	35	700	16	3.375

Rigid Elbows

22.5° - Galvanized Steel



UL 6 and ANSI C80.1
Fed. Spec. WW-C-581



Features

- Low conductivity, high corrosion resistance
- Smooth defect free interior and exterior

Applications

- For a secure connection to Rigid conduit; bend enables directional changes in conduit

Standard Material

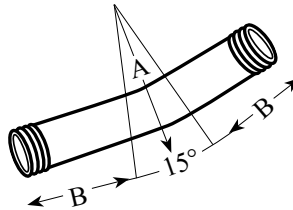
- Galvanized steel

Catalog Number	UPC	Size	Unit Carton	Ship Case	Weight/Case	(A) Min. UL Radius	(B) Straight Leg Each End
6422	83910	1-1/4"	---	20	34	7.25	2.781
6522	83911	1-1/2"	---	15	36	8.25	2.781
6622	83912	2"	---	10	38	9.50	2.781
6722	83913	2-1/2"	1	50	400	10.50	3
6822	83914	3"	1	35	385	13	3.125
6922	83915	3-1/2"	1	35	490	15	3.281
7022	83916	4"	1	35	630	16	3.375

15° - Galvanized Steel



UL 797 and ANSI C80.3
Fed. Spec. WW-C-563



Features

- Low conductivity, high corrosion resistance
- Smooth defect free interior and exterior

Applications

- For a secure connection to Rigid conduit; bend enables directional changes in conduit

Standard Material

- Galvanized steel

Catalog Number	UPC	Size	Unit Carton	Ship Case	Weight/Case	(A) Min. UL Radius	(B) Straight Leg Each End
6415	83917	1-1/4"	---	20	32	7.25	2.781
6515	83918	1-1/2"	---	15	34	8.25	2.781
6615	83919	2"	---	10	33	9.50	2.781
6715	83920	2-1/2"	1	50	350	10.50	3
6815	83921	3"	1	35	350	13	3.125
6915	83922	3-1/2"	1	35	455	15	3.281
7015	83923	4"	1	35	595	16	3.375

Rigid Special Radius Elbows

NPT Thread with End Cap on Each End - Galvanized Steel



Catalog Number	UPC	Size	Ship Case	Weight/Case
6624	31082	2" x 90° x 24"	1	17
6636	31084	2" x 90° x 36"	1	22
6648	31086	2" x 90° x 48"	1	29
6724	31092	2-1/2" x 90° x 24"	1	26
6736	31094	2-1/2" x 90° x 36"	1	34
6824	31102	3" x 90° x 24"	1	33
6830SR	86321	3" x 90° x 30"	1	38
6836	31104	3" x 90° x 36"	1	43
6848	31106	3" x 90° x 48"	1	60
6924	31112	3-1/2" x 90° x 24"	1	41
7024	31122	4" x 90° x 24"	1	47
7036	31124	4" x 90° x 36"	1	72
7048	31126	4" x 90° x 48"	1	81
7060	70007	4" x 90° x 60"	1	88
70A36	31129	5" x 90° x 36"	1	83
70A48	70008	5" x 90° x 48"	1	108
70B36	82488	6" x 90° x 36"	1	120
70B48	70011	6" x 90° x 48"	1	145
70B60	70012	6" x 90° x 60"	1	165

Features

- Low conductivity, high corrosion resistance
- Smooth defect free interior and exterior
- NPT thread with end cap on each end

Applications

- For a secure connection to Rigid conduit; bend enables directional changes in conduit

Standard Material

- Galvanized steel

Conduit Nipples Galvanized Steel



1/2"-4" meet UL 6 and ANSI C80.1
Fed. Spec. WW-C-563

Features

- NPT thread
- High corrosion resistance

Applications

- Use to extend a length of threaded Rigid or IMC conduit

Standard Material

- Galvanized steel

Catalog Number	UPC	Size	Length Inches	Ship Case	Weight/100
6451	31130	1/2"	CLOSE	25	6
6451112	31140	1/2"	1-1/2	25	8
64512	31150	1/2"	2	25	12
6451212	31160	1/2"	2-1/2	25	15
64513	31170	1/2"	3	25	26
6451312	31180	1/2"	3-1/2	25	6
64514	31190	1/2"	4	25	26
64515	31200	1/2"	5	25	33
64516	31210	1/2"	6	25	40
64518	31220	1/2"	8	25	54
645110	31230	1/2"	10	25	61
645112	31240	1/2"	12	25	65
<hr/>					
6452	31250	3/4"	CLOSE	25	9
6452112	31251	3/4"	1-1/2	25	10
64522	31260	3/4"	2	25	14
6452212	31270	3/4"	2-1/2	25	19
64523	31280	3/4"	3	25	26
6452312	31290	3/4"	3-1/2	25	28
64524	31300	3/4"	4	25	34
64525	31310	3/4"	5	25	43
64526	31320	3/4"	6	25	52
64528	31330	3/4"	8	25	54
645210	31340	3/4"	10	25	56
645212	31350	3/4"	12	25	58
<hr/>					
6453	31360	1"	CLOSE	25	16
64532	31370	1"	2	25	22
6453212	31380	1"	2-1/2	25	28
64533	31390	1"	3	25	26
6453312	31400	1"	3-1/2	25	43
64534	31410	1"	4	25	49
64535	31420	1"	5	25	64
64536	31430	1"	6	25	20
64538	31440	1"	8	25	25
645310	31450	1"	10	25	25
645312	31460	1"	12	25	25

Conduit Nipples

Galvanized Steel

(continued)

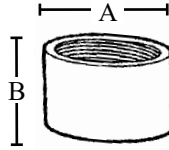


Catalog Number	UPC	Size	Length Inches	Ship Case	Weight/100
6454	31470	1-1/4"	CLOSE	25	22
64542	31480	1-1/4"	2	25	28
6454212	31490	1-1/4"	2-1/2	25	37
64543	31500	1-1/4"	3	25	25
6454312	31510	1-1/4"	3-1/2	25	55
64544	31520	1-1/4"	4	25	66
64545	31530	1-1/4"	5	25	84
64546	31540	1-1/4"	6	25	25
64548	31550	1-1/4"	8	25	25
645410	31560	1-1/4"	10	1	2
645412	31570	1-1/4"	12	1	2
6455	31580	1-1/2"	CLOSE	25	28
64552	31590	1-1/2"	2	25	34
6455212	31600	1-1/2"	2-1/2	25	44
64553	31610	1-1/2"	3	25	25
6455312	31620	1-1/2"	3-1/2	25	68
64554	31630	1-1/2"	4	25	80
64555	31640	1-1/2"	5	25	103
64556	31650	1-1/2"	6	1	31
64558	31660	1-1/2"	8	1	2
645510	31670	1-1/2"	10	1	2
645512	31680	1-1/2"	12	1	3
6456	31690	2"	CLOSE	25	44
6456212	31700	2"	2-1/2	25	15
64563	31710	2"	3	25	25
6456312	31720	2"	3-1/2	1	40
64564	31730	2"	4	1	40
64565	31740	2"	5	1	44
64566	31750	2"	6	1	46
64567	86336	2"	7	1	25
64568	31760	2"	8	1	2
645610	31770	2"	10	1	3
645612	31780	2"	12	1	3

Catalog Number	UPC	Size	Length Inches	Ship Case	Weight/100
6457	31790	2-1/2"	CLOSE	1	84
64573	31800	2-1/2"	3	1	1
6457312	31810	2-1/2"	3-1/2	1	12
64574	31820	2-1/2"	4	1	150
64575	31830	2-1/2"	5	1	197
64576	31840	2-1/2"	6	1	3
64578	31850	2-1/2"	8	1	3
645710	31860	2-1/2"	10	1	4
645712	31870	2-1/2"	12	1	5
6458	31880	3"	CLOSE	1	1
64583	31890	3"	3	1	1
6458312	31900	3"	3-1/2	1	2
64584	31910	3"	4	1	2
64585	31920	3"	5	1	3
64586	31930	3"	6	1	3
64588	31940	3"	8	1	4
645810	31950	3"	10	1	5
645812	31960	3"	12	1	6
6459	31970	3-1/2"	CLOSE	1	2
64594	31980	3-1/2"	4	1	2
64595	31990	3-1/2"	5	1	3
64596	32000	3-1/2"	6	1	4
64598	32010	3-1/2"	8	1	5
645910	32020	3-1/2"	10	1	7
645912	32030	3-1/2"	12	1	8
6410	32040	4"	CLOSE	1	2
64104	32050	4"	4	1	3
64105	32060	4"	5	1	4
64106	32070	4"	6	1	4
64108	32080	4"	8	1	6
641010	32090	4"	10	1	8
641012	32100	4"	12	1	9

Rigid Couplings

Tubular Threaded Type - Steel



Catalog Number	UPC	Size	Threads Per Inch	Ship Case	Weight/Case	A	B
51	10130	1/2"	14	150	20	1.63	1.563
52	87230	3/4"	14	50	9	1.64	1.625
53	10150	1"	11-1/2	30	10	1.97	2
54	10160	1-1/4"	11-1/2	25	10	2.03	2.063
55	10170	1-1/2"	11-1/2	25	14	2.06	2.063
56	10180	2"	11-1/2	20	15	2.13	2.125
57	10190	2-1/2"	8	12	22	2.19	3.125
58	10200	3"	8	8	18	3.31	3.25
59	10210	3-1/2"	8	4	14	3.41	3.375
60	10220	4"	8	4	12	3.52	3.50
60A	10230	5"	8	2	11	3.95	3.75
60B	10240	6"	8	3	12	4.25	4

Features

- NPSM thread type

Applications

- Indoor or outdoor use
- Use to join and ensure proper alignment of threaded Rigid or IMC conduit

Standard Material

- Steel

Standard Finish

- Zinc plated

Applicable Third Party Standards

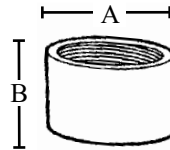
- UL Standard: UL 6A
- Fed. Spec: WW-C-563
- NEMA: ANSI C80.1-2015

Rigid Couplings

Tubular Threaded Type - Aluminum



UL listed UL 6 and ANSI C80.5



Catalog Number	UPC	Size	Ouside Diameter	Threads Per Inch	Ship Case	Weight/Case	A	B
51AL	87230	1/2"	1.08"	14	150	6	1.08	1.67
52AL	87231	3/4"	1.33"	14	50	5	1.33	1.69
53AL	87232	1"	1.56"	11-1/2	30	4	1.56	1.97
54AL	87233	1-1/4"	1.95"	11-1/2	25	5	1.95	2.07
55AL	87234	1-1/2"	2.22"	11-1/2	25	6	2.22	2.11
56AL	87235	2"	2.75"	11-1/2	20	7	2.75	2.14
57AL	87236	2-1/2"	3.28"	8	12	7	3.28	3.24
58AL	87237	3"	3.97"	8	8	7	3.97	3.31
59AL	87238	3-1/2"	4.44"	8	4	4	4.44	3.41
60AL	87239	4"	5"	8	4	5	5	3.54

Features

- Rigid aluminum couplings are available from 1/2" thru 4"
- Manufactured from 6063 aluminum alloy for lightweight and corrosion resistant protection
- NPSM threads

Applications

- For use with aluminum rigid conduit or elbows in a harsh or clean environment, such as waste-water treatment, food processing, oil refineries, paper mills, and power plants

Standard Material

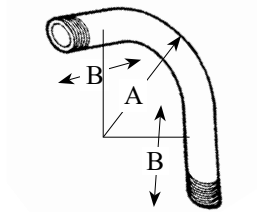
- 6063 aluminum alloy

Rigid Elbows

90° - Aluminum



UL listed, UL 6 and ANSI C80.5



Catalog Number	UPC	Size	Ship Case	Weight/Case	(A) Min. UL Radius	(B) Straight Leg Each End
61AL	87240	1/2"	50	12	4	1.69
62AL	87241	3/4"	50	18	4.50	2.17
63AL	87242	1"	20	11	5.75	2.36
64AL	87243	1-1/4"	20	19	7.25	2.76
65AL	87244	1-1/2"	10	13	8.25	3.15
66AL	87245	2"	10	21	9.50	3.54
67AL	87246	2-1/2"	1	4	10.50	4.72
68AL	87247	3"	1	6	13	5.31
69AL	87248	3-1/2"	1	8	15	6.1
70AL	87249	4"	1	10	16	6.5

Features

- 90 degree elbows are available from 1/2" thru 4"
- Manufactured from 6063 aluminum alloy for lightweight and corrosion resistant protection
- NPT threads are protected with color coded threaded end caps

Applications

- For use in harsh or clean environments such as waste-water treatment, food processing, oil refineries, paper mills, and power plants

Standard Material

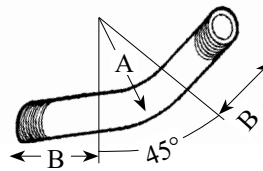
- 6063 aluminum alloy

Rigid Elbows

45° - Aluminum



UL listed, UL 6 and ANSI C80.5



Catalog Number	UPC	Pipe Size	Ship Case	Weight/Case	(A) Min. UL Radius	(B) Straight Leg Each End
11AL	87250	1/2"	50	12	4	1.89
12AL	87251	3/4"	50	18	4.50	2.13
13AL	87252	1"	35	20	5.75	2.28
14AL	87253	1-1/4"	30	28	7.25	2.76
15AL	87254	1-1/2"	15	20	8.25	3.27
16AL	87255	2"	15	32	9.50	3.94
17AL	87256	2-1/2"	1	4	10.50	4.53
18AL	87257	3"	1	6	13	5.91
19AL	87258	3-1/2"	1	8	15	7.09
20AL	87259	4"	1	10	16	7.87

Features

- 45 degree elbows are available from 1/2" thru 4"
- Manufactured from 6063 aluminum alloy for lightweight and corrosion resistant protection
- NPT threads are protected with color coded threaded end caps

Applications

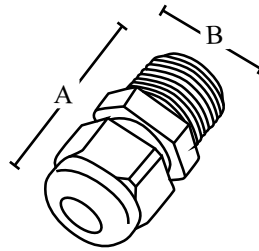
- For use in harsh or clean environments such as waste-water treatment, food processing, oil refineries, paper mills, and power plants

Standard Material

- 6063 aluminum alloy

Liquidtight Cord Grips

PG Hubs - 6/6 Nylon



Features

- PG threads
- Liquidtight at up to 70 P.S.I. water pressure
- Acme threads on body prevent skipping and speed installation
- Multiple sizes for cable diameters
- Suitable for NEMA type 6 enclosures
- IP68 Rating

Applications

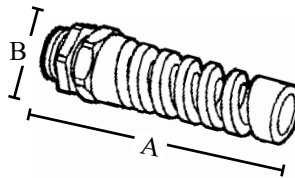
- Indoor or outdoor use
- Prevents cable pullout and controls arc of bend

Standard Material

- 6/6 nylon

Catalog Number	UPC	Size	Cable Diameter		Suggested Clearance Hole Diameter (inches)	Unit Carton	Ship Case	Weight/Case		
			Min.	Max.					A	B
LTF7	30230	PG7	.114	-.25	.492	100	1000	1	1.17	.59
LTF9	30240	PG9	.181	-.312	.599	25	100	2	1.30	.75
LTF11	30250	PG11	.23	-.395	.733	25	100	3	1.46	.86
LTF13	30260	PG13	.17	-.45	.804	25	100	3	1.41	.95
LTF16	30270	PG16	.23	-.53	.886	---	50	4	1.66	1.05
LTF21	30280	PG21	.45	-.705	1.12	10	100	6	1.87	1.30
LTF29	30290	PG29	.59	-.99	1.47	10	100	6	2.23	1.66

Flex PG Hubs - 6/6 Nylon



Features

- PG threads
- Prevents sharp bends and extends cable life
- Liquidtight at up to 70 P.S.I. water pressure
- Acme threads on body prevent skipping and speed installation
- Multiple sizes for cable diameters
- Suitable for NEMA type 6 enclosures
- IP68 Rating
- Locknuts sold separately

Applications

- Indoor or outdoor use
- Prevents cable pullout and controls arc of bend

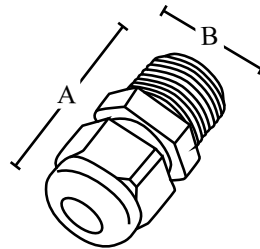
Standard Material

- 6/6 nylon

Catalog Number	UPC	Size	Cable Diameter		Unit Carton	Ship Case	Weight/Case		
			Min.	Max.				A	B
FLEXLTF7	30360	PG7	.09	-.26	25	100	2	2.46	.59
FLEXLTF9	30370	PG9	.20	-.30	25	100	2	2.80	.75
FLEXLTF11	30380	PG11	.23	-.39	25	100	4	3.40	.87
FLEXLTF13	30390	PG13	.27	-.48	25	100	5	3.89	.95
FLEXLTF21	30410	PG21	.55	-.70	10	100	11	4.95	1.30

Liquidtight Cord Grips

NPT Hubs - 6/6 Nylon



Features

- Liquidtight at up to 70 P.S.I. water pressure
- Acme threads on body prevent skipping and speed installation
- Multiple sizes for cable diameters
- Suitable for NEMA type 6 enclosures
- IP68 Rating
- Locknuts sold separately

Applications

- Indoor or outdoor use
- Prevents cable pullout and controls arc of bend

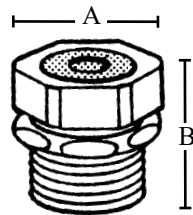
Standard Material

- 6/6 nylon

Catalog Number	UPC	Size	Cable Diameter Min. Max.	Suggested Clearance Hole Diameter (inches)	Unit Carton	Ship Case	Weight/Case	A	B
LTF38	30110	3/8"	.18 - .31	.68	25	100	2	1.49	.75
RLTF38	30120	3/8"	.069 - .187	.68	25	100	2	1.49	.75
LTF12	30130	1/2"	.17 - .450	.875	25	100	3	1.53	.93
LTF34	30150	3/4"	.45 - .709	1.04	10	100	5	1.97	1.30
RLTF34	30160	3/4"	.250 - .485	1.04	10	100	5	1.97	1.30
LTF1	30170	1"	.59 - 1.00	1.326	10	100	6	2.42	1.65

Flexible Cord Connectors

Strain Relief - Zinc Die Cast



Features

- Provides excellent strain relief for indoor and outdoor use
- Prevents cable pullout
- Provides tight seal against elemental damage

Applications

- Indoor and outdoor use

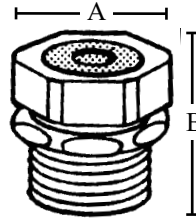
Standard Material

- Zinc die cast

Catalog Number	UPC	Size	Grommet Color	Cable Range	Unit Carton	Ship Case	Weight/Case	A	B	Range Min.	Range Max.
881	18880	1/2"	Red	.190 - .260	25	250	43	.96	1.30	.19	.26
881A	18890	1/2"	Blue	.260 - .375	25	250	43	.96	1.30	.26	.375
881B	18900	1/2"	Green	.375 - .500	25	250	43	.96	1.30	.375	.50
882	18910	3/4"	Green	.375 - .500	25	250	65	1.20	1.32	.44	.50
882A	18920	3/4"	Brown	.500 - .625	25	250	65	1.20	1.32	.50	.625
882B	18930	3/4"	Orange	.625 - .750	25	250	65	1.20	1.32	.625	.725
883A	18940	1"	Brown	.500 - .625	10	100	34	1.51	1.58	.50	.625
883B	18950	1"	Orange	.625 - .750	10	100	34	1.51	1.58	.625	.75
883C	18960	1"	Black	.750 - .880	10	100	34	1.51	1.58	.75	.88
883D	18970	1"	Purple	.880 - .985	10	100	34	1.51	1.58	.875	.985

Flexible Cord Connectors

Strain Relief - Steel



Features

- Grommets enhance sealing for additional protection
- Provides excellent strain relief
- For indoor and outdoor use
- Prevents cable pullout

Applications

- Provides tight seal against elemental damage

Standard Material

- Steel

Standard Finish

- Zinc plated

Catalog Number	UPC	Size	Grommet Color	Cable Range	Unit Carton	Ship Case	Weight/Case	A	B
50A250	10080	1/2"	Red	.15" - .25"	---	25	3	.975	1.937
50A350	10090	1/2"	White	.25" - .35"	---	25	3	.975	1.937
50A450	10100	1/2"	Blue	.35" - .45"	---	25	3	.975	1.937
50A560	10110	1/2"	Green	.45" - .56"	---	25	3	.975	1.937
50A650	10120	1/2"	Brown	.55" - .65"	---	25	3	.975	1.937
75A250	10250	3/4"	Red	.15" - .25"	---	25	3	1.22	1.937
75A350	10260	3/4"	White	.25" - .35"	---	25	3	1.22	1.937
75A450	10270	3/4"	Blue	.35" - .45"	---	25	3	1.22	1.937
75A560	10280	3/4"	Green	.45" - .56"	---	25	3	1.22	1.937
75A650	10290	3/4"	Brown	.55" - .65"	---	25	3	1.22	1.937
75B750	10300	3/4"	Yellow	.65" - .75"	---	25	3	1.22	1.562
75B850	10310	3/4"	Purple	.75" - .85"	---	25	3	1.22	1.562
100B560	10450	1"	Green	.45" - .56"	10	100	28	1.50	1.75
100B650	10460	1"	Brown	.55" - .65"	10	100	28	1.50	1.75
100B750	10470	1"	Yellow	.65" - .75"	10	100	28	1.50	1.75
100B850	10480	1"	Purple	.75" - .85"	10	100	28	1.50	1.75
100C950	10490	1"	Gray	.85" - .95"	10	100	28	1.50	1.875
100C1050	10500	1"	Black	.95" - 1.05"	10	100	28	1.50	1.875

Larger sizes available

See specifications on next page

Flexible Cord Connectors

Strain Relief - Steel

Cable Chart for Flexible Cord Connectors

Catalog Number	Size	Cable Range Min. Max.	For types SO, ST, & STO	For Types SJ, STO, SJT SJTO, SVO, and bus drop for VNTC type tray cable	For VNTC type tray cable
50A250	1/2"	.15 - .25		18-2,3 SVO	
50A350	1/2"	.25 - .35		18-2,3 SJT 18-2,3,4 SJO 16-2,3 SJO	18-3,4 & 5 16-3 & 4 14-3
50A450	1/2"	.35 - .45	18-2,3,4 16-2,3,4	16-4 SJO 14-2,3,4 SJO 12-2 SJO 14-3 Bus Drop	18-6 to 18-11 16-5 to 16-8 14-4 to 14-7 12-3 & 4 also Composite Cables 3 # 16 & 4 # 14
50A560	1/2"	.45 - .56	18-5,6,7 16-5,6 14-2,3	12-3 SJO 12-3 & 10-3 Bus Drop	18-10 to 18-16 16-9 to 16-12 14-8 to 14-9 12-5 & 12-7 10-3 to 10-4 also Composite Cables 3 # 12 & 4 # 14 3 # 10 & 4 # 14
50A650	1/2"	.55 - .65	18-8,10 16-7,8 14-4 12-2,3 10-2		18-17 to 18-23 16-13 to 16-19 14-10 to 14-14 12-8 & 9 10-5 to 10-7 8-2 to 8-4 also Composite Cables 3 # 8 & 4 # 14 3 # 10 & 4 # 12
75A250	3/4"	.15 - .25		18-2,3 SVO	
75A350	3/4"	.25 - .35		18-2,3 SJT 18-2,3,4 SJO 16-2,3 SJO	18-3,4 & 5 16-3,4 14-3
75A450	3/4"	.35 - .45	18-2,3,4 16-2,3,4	16-4 SJO 14-2,3,4 SJO 12-2 SJO 14-3 Bus Drop	18-6 to 18-11 16-5 to 16-8 14-4 to 14-7 12-3 & 4 also Composite Cables 3 # 16 & 4 # 14
75A560	3/4"	.45 - .56	18-5,6,7 16-5,6 14-2,3	12-3 SJO 12-3 & 10-3 Bus Drop	18-10 to 18-16 16-9 to 16-12 14-8 to 14-9 12-5 to 12-7 10-3 to 10-4 also Composite Cables 3 # 12 & 4 # 14 3 # 10 & 4 # 14
75A650	3/4"	.55 - .65	18-8,10 16-7,8 14-4 12-2,3 10-2		18-17 to 18-23 16-13 to 16-19 14-10 to 14-14 12-8 & 9 10-5 to 10-7 8-2 to 8-4 also Composite Cables 3 # 8 & 4 # 14 3 # 10 & 4 # 12
75B750	3/4"	.65 - .75	18-12,14 16-10,12 14-5,6,7 12-4,5 10-3,4 8-2	8-3 Bus Drop	18-24 to 18-37 16-20 to 16-27 14-15 to 14-21 12-5 to 12-7 10-3 to 10-4 also Composite Cables 3 # 6 & 4 # 14 3 # 8 & 4 # 12
75B850	3/4"	.75 - .85	18-16,18,20 16-14,16,18 14-8 12-6,7,8 10-5 8-3,4 6-2	6-3 Bus Drop	16-28 to 16-33 14-22 to 14-26 12-15 to 12-19 10-10 to 10-11 6-4 to 4-2 also Composite Cables 3 # 6 & 4 # 12 3 # 6 & 6 # 14 3 # 6 & 6 # 12
100B560	1"	.45 - .56	18-5,6,7 16-5,6 14-2,3	12-3 SJO 12-3 & 10-3 Bus Drop	18-10 to 18-16 16-9 to 16-12 14-8 to 14-9 12-5 to 12-7 10-3 to 10-4 also Composite Cables 3 # 12 & 4 # 14 3 # 10 & 4 # 14
100B650	1"	.55 - .65	18-8,10 16-7,8 14-4 12-2,3 10-2		18-17 to 18-23 16-13 to 16-19 14-10 to 14-14 12-8,9 10-5 to 10-7 8-2 to 8-4 also Composite Cables 3 # 8 & 4 # 14 3 # 10 & 4 # 12
100B750	1"	.65 - .75	18-2,14 16-10,12 14-5,6,7 12-4,5 10-3,4 8-2	8-3 Bus Drop	18-24 to 18-37 16-20 to 16-27 14-15 to 14-21 12-10 to 12-14 10-8 to 10-9 6-3 also Composite Cables 3 # 6 & 4 # 14 3 # 8 & 4 # 12
100B850	1"	.75 - .85	18-16,18,20 16-14,16,18 14-8 12-6,7,8 10-5 8-3,4 6-2	6-3 Bus Drop	16-28 to 16-33 14-22 to 14-26 12-15 to 12-19 10-10 to 10-11 6-4 to 4-2 also Composite Cables 3 # 6 & 4 # 12 3 # 6 & 6 # 14 3 # 6 & 6 # 12
100C950	1"	.85 - .95	18-22,24,26 16-20,22,24 14-10,12 10-6,7,8 6-3,4	4-3 Bus Drop	16-34 to 16-37 14-27 to 14-33 12-20 to 12-23 10-12 4-3 also Composite Cables 3 # 4 & 4 # 14 3 # 4 & 4 # 12
100C1050	1"	.95 - 1.05	18-30 16-26 14-14,16 12-10 4-3		14-34 to 14-37 12-24 to 12-30 4-4 2-2 2-3 also Composite Cables 3 # 2 & 4 # 14 3 # 2 & 4 # 12 3 # 2 & 6 # 14

Knockout Bushings

6/6 Nylon



Catalog Number	UPC	Inside Diameter	KO Size	Unit Carton	Ship Case	Weight/Case
SB8756	32620	3/8"	1/2"	100	1000	4
SB8757	32630	7/16"	1/2"	100	1000	4
SB8758	32640	1/2"	1/2"	100	1000	4
SB8759	32650	9/16"	1/2"	100	1000	4
SB87510	32660	5/8"	1/2"	100	1000	4
SB87511	32670	11/16"	1/2"	100	1000	4
SB109313	32690	13/16"	3/4"	100	1000	6
SB109314	32700	7/8"	3/4"	100	1000	6
SB109315	32710	15/16"	3/4"	100	1000	6
SB137514	32760	7/8"	1"	100	1000	8
SB137516	32770	1"	1"	100	1000	8
SB175022	32810	1-3/8"	1-1/4"	50	500	6
SB200026	32820	1-5/8"	1-1/2"	50	500	7
SB2.531	32840	1-31/32"	2"	10	100	4
SB3.039	32850	2-15/32"	2-1/2"	10	100	4
SB3.547	32860	2-15/16"	3"	10	100	4
SB4.055	32870	3-7/16"	3-1/2"	10	100	4

Features

- Suitable for use with electrical knockouts

Applications

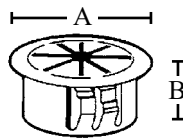
- For use in mounting panels up to 1/4" thick, convert raw edged holes to smooth, neat, insulated holes
- Insulate and mechanically protect electrical and telecommunications cables, tubing, hose, rope and utility lines
- Locking fingers snap into holes with fingertip pressure; capable of withstanding a push back force of greater than 35 pounds

Standard Material

- 6/6 nylon

Universal Bushings

Black - 6/6 Nylon



Features

- .125 maximum thickness
- Flexible shutters accommodate a variety of shapes
- Easy snap in installation

Applications

- Absorbs vibration to better cushion cables and tubing with limited internal clearance

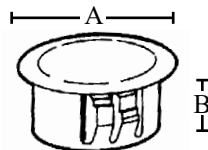
Standard Material

- 6/6 Nylon

Catalog Number	UPC	Mounting Hole Diameter	KO	Unit Carton	Ship Case	Weight/Case	A	B	Max. Inside Diameter
UB625	30620	.625	---	100	1000	4	.719	.406	.437
UB750	30630	.750	---	100	1000	4	.859	.391	.50
UB812	30640	.812	---	100	1000	4	.859	.391	.50
UB875	30650	.875	1/2"	100	1000	4	.938	.453	.562
UB1000	30660	1	---	100	1000	5	1.063	.453	.75
UB1093	30670	1.093	3/4"	100	1000	5	1.156	.453	.812
UB1375	30680	1.375	1"	100	1000	5	1.438	.453	1

Knockout Seals

Gray - 6/6 Nylon



Features

- Corrosion resistant non-metallic construction
- Safer and more cost efficient than steel snap in blanks

Applications

- Prevents shocks from metal blanks in a plastic box or enclosure

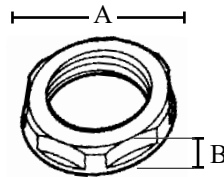
Standard Material

- 6/6 Nylon

Catalog Number	UPC	Size	Unit Carton	Ship Case	Weight/Case	A	B
PK050	30890	1/2"	100	1000	5	1.016	.453
PK051	30900	3/4"	100	1000	6	1.219	.453
PK052	30910	1"	100	1000	9	1.50	.453
PK053	30920	1-1/4"	50	500	7	1.906	.453
PK054	30930	1-1/2"	50	500	8	2.141	.453
PK055	30940	2"	10	100	11	2.75	.75

NPT Locknuts

Black - 6/6 Nylon



Features

- NPT threads for tight seal
- Available in gray

Applications

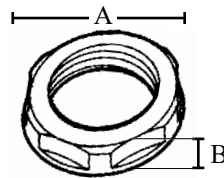
- For use in dry locations on threaded Rigid/IMC conduit to secure conduit to box or enclosure

Standard Material

- 6/6 Nylon

Catalog Number	UPC	Size	Unit Carton	Ship Case	Weight/Case	A	B
NLN38B	30950	3/8"	100	1000	5	1.078	.266
NLN12B	30970	1/2"	100	1000	5	1.078	.266
NLN34B	30990	3/4"	50	500	3	1.313	.266
NLN1B	31010	1"	50	200	3	1.625	.266

Gray - 6/6 Nylon



Features

- NPT threads for tight seal
- Available in black

Applications

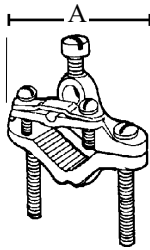
- For use in dry locations on threaded Rigid/IMC conduit to secure conduit to box or enclosure

Standard Material

- 6/6 Nylon

Catalog Number	UPC	Size	Unit Carton	Ship Case	Weight/Case	A	B
NLN38G	30960	3/8"	100	1000	5	1.078	.266
NLN12G	30980	1/2"	100	1000	5	1.078	.266
NLN34G	31000	3/4"	50	500	3	1.313	.266
NLN1G	31020	1"	50	200	3	1.625	.266

Ground Clamps for Armored Wire Standard - Bronze



Features

- Fits #8, 6, or 4 bare armored ground wire copper
- Integral clamp securely holds armor

Applications

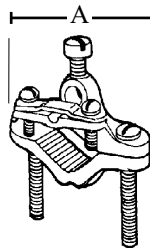
- Use to connect bare or armored copper wire to galvanized steel water pipe or copper tubing

Standard Material

- Bronze
- Screws - Zinc plated steel

Catalog Number	UPC	Size	Wire Range	Copper Rod Range	Hardware	Unit Carton	Ship Case	Weight/Case	A
630B	16240	1/2" - 1"	#8 - #4	1/2" - 1"	Zinc plated steel	10	100	20	2.30
630	16250	1-1/4" - 2"	#8 - #4	---	Zinc plated steel	5	50	30	3.60

For Direct Burial - Bronze



Features

- Fits #8, 6, or 4 bare armored ground wire copper
- Integral clamp securely holds armor

Applications

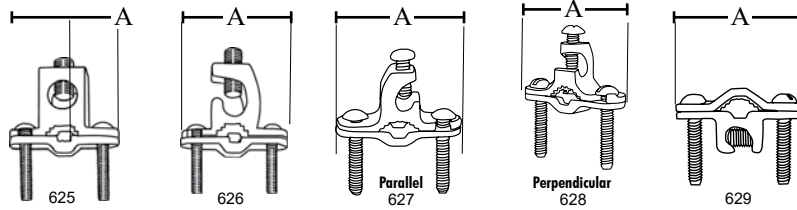

- Use to connect bare or armored copper wire to galvanized steel water pipe or copper tubing

Standard Material

- Bronze
- Screws - Bronze/stainless steel

Catalog Number	UPC	Size	Wire Range	Copper Rod Range	Hardware	Unit Carton	Ship Case	Weight/Case	A
630DB	16260	1/2" - 1"	#8 - #4	1/2" - 1"	Bronze/Stainless steel	10	100	20	2.30

Combination Ground Clamps for Bare Wire Lay-In Lug Style - Bronze



Features

- 625, 626 and 629 - Fits 8 STR to 4/0 STR AWG copper
- 627 and 628 - Fits 10 SOL to 2 STR AWG copper
- Lay-in style lug for fast and easy installation of ground wires
- Excellent corrosion protection and ground path continuity

Applications

- Use to ground bare copper wire to water pipes or rebar
- Approved for direct burial in earth and concrete
- 3/8 to 1" rebar 1/2" to 1" water pipe, copperwater pipe and ground rod

Standard Material

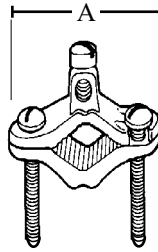
- Bronze

Catalog Number	UPC	Size	Wire Range	Rebar Range	Hardware	Unit Carton	Ship Case	Weight/Case	A
625	81968	1/2" - 1"	#8 - 4/0	3/8" - 1"	Stainless steel	10	100	30	2.36
626	81969	1/2" - 1"	#8 - 4/0	3/8" - 1"	Stainless steel	10	100	30	2.28
627	83694	1/2" - 1"	#10 - #2	3/8" - 1"	Stainless steel	10	100	23	2.28
628	85208	1/2" - 1"	#10 - #2	3/8" - 1"	Brass	10	100	23	2.28
629	85209	1/2" - 1"	#8 - 4/0	3/8" - 1"	Stainless steel	10	100	21	2.28

Ground Clamps for Bare Wire Standard - Bronze



E195122



Features

- Fits #10, 8, 6, 4 and 2 STR AWG copper
- Excellent corrosion protection and ground path continuity
- Rotational movement of clamps permit fast removal when required

Applications

- Use to ground bare copper wire to galvanized steel water pipes or copper tubing

Standard Material

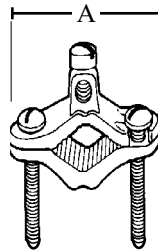
- Bronze

Catalog Number	UPC	Size	Wire Range	Rebar Range	Hardware	Unit Carton	Ship Case	Weight/Case	A
626A	16050	1/2" - 1"	#10 - #2	5/8" - 3/4"	Zinc plated steel	10	100	19	2.43
626BS	16060	1/2" - 1"	#10 - #2	5/8" - 3/4"	Brass	10	100	20	2.43
626B	16070	1-1/4" - 2"	#10 - #2	---	Zinc plated steel	5	50	19	3.60
626C	16080	2-1/2" - 4"	#10 - #2	---	Zinc plated steel	---	10	10	6.35
626D	16082	4" - 6"	#10 - #2	---	Zinc plated steel	---	10	15	8.50

Zinc Die Cast



E195122



Features

- Fits #10, 8, 6, 4 and 2 STR AWG copper
- Rotational movement of clamps permit fast removal when required

Applications

- Use to ground bare copper wire to galvanized steel water pipes or copper tubing
- Zinc construction for use with copper and aluminum
- 3/8 - 1" rebar 1/2" - 1" water pipe, copperwater pipe and ground rod

Standard Material

- Zinc die cast

Catalog Number	UPC	Size	Wire Range	Rebar Range	Hardware	Unit Carton	Ship Case	Weight/Case	A
620Z*	16100	1/2" - 1"	#10 - #2	#8 - #2	Zinc plated steel	25	250	43	2.22
620BP**	16110	1/2" - 1"	#10 - #2	#8 - #2	Zinc plated steel	25	250	43	2.22

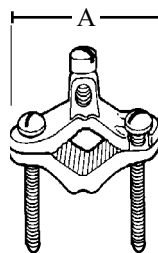
* For copper and aluminum wire

** Non UL

For Direct Burial - Bronze



E195122



Features

- Fits #10, 8, 6, 4 and 2 STR AWG copper
- Excellent corrosion protection and ground path continuity
- Rotational movement of clamps permit fast removal when required

Applications

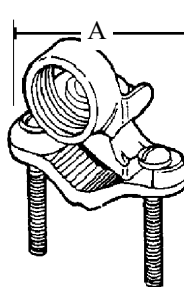
- Use as a direct burial water pipe ground clamp

Standard Material

- Bronze
- Screws - Bronze/stainless steel

Catalog Number	UPC	Size	Wire Range	Rebar Range	Hardware	Unit Carton	Ship Case	Weight/Case	A
620DB	16090	1/2" - 1"	#10 - #2	1/2" - 1"	Bronze/Stainless steel	10	100	20	2.28

Ground Clamps for Rigid Conduit With Conduit Hubs



Features

- Assembled with threaded hub for use on Rigid conduit pipe
- Corrosion resistant bronze construction

Applications

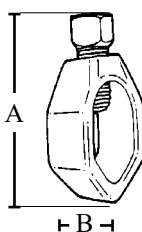
- Use to ground copper or aluminum wires to water pipes, ground rods, rebar or other structural members, ensuring a positive grounding connection to earth

Standard Material

- Bronze
- Screws - Zinc plated

Catalog Number	UPC	Size	Wire Range	Conduit Size	Hardware	Unit Carton	Ship Case	Weight/Case	A
621	16120	1/2" - 1"	#8 - #4	1/2"	Zinc plated	10	100	26	2.25
622	16130	1-1/4" - 2"	#8 - #4	1/2"	Zinc plated	5	50	35	3.60
623	16140	2-1/2" - 4"	#8 - #4	1/2"	Zinc plated	---	10	15	6.34
624	16150	5" - 6"	#8 - #4	1/2"	Zinc plated	---	10	20	8.50
621A	16160	1/2" - 1"	#8 - #4	3/4"	Zinc plated	5	50	20	2.25
622A	16170	1-1/4" - 2"	#8 - #4	3/4"	Zinc plated	5	50	37	3.60
623A	16180	2-1/2" - 4"	#8 - #4	3/4"	Zinc plated	---	10	12	6.34
624A	16190	5" - 6"	#8 - #4	3/4"	Zinc plated	---	10	21	8.50
621B	16200	1/2" - 1"	#8 - #4	1"	Zinc plated	---	10	9	2.25
622B	16210	1-1/4" - 2"	#8 - #4	1"	Zinc plated	---	10	10	3.60
623B	16220	2-1/2" - 4"	#8 - #4	1"	Zinc plated	---	10	21	6.34
624B	16230	5" - 6"	#8 - #4	1"	Zinc plated	---	10	28	8.50

Ground Rod Clamps For Direct Burial - Bronze



Features

- Approved for direct burial in ground and concrete
- Corrosion resistant bronze construction

Applications

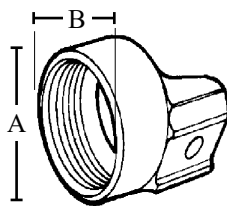
- Securely connects a grounding conductor to a drive

Standard Material

- Bronze with stainless steel screw

Catalog Number	UPC	Size	Unit Carton	Ship Case	Weight/Case	A	B	Wire Size Min. Max.
411	13820	1/2"	100	500	9	1.22	.75	10 SOL 2 STR
412	13830	5/8"	100	500	18	1.41	.90	10 SOL 2 STR
413	13840	3/4"	---	50	12	1.47	1	10 SOL 2 STR

Grounding Hubs



Features

- Corrosion resistant bronze construction assures proper ground continuity

Applications

- Use with grounding pipe clamps to connect Rigid conduit to water pipes for grounding

Standard Material

- Bronze

Catalog Number	UPC	Size	Ship Case	Weight/ Case	A	B
31	10050	1/2"	25	3	1.15	1.07
32	10060	3/4"	25	5	1.30	1.28
33	10070	1"	25	6	1.56	1.50

Split Bolt Connectors

Solderless - For Copper & Copperweld Wire - Copper Alloy



E155861
E195122

Features

- Features copper pressure bar and hex style head
- Highly resistant to corrosion and cracking
- Provides high contact pressure between conductors
- UL 467 suitable for direct burial

Applications

- For copper to copper connections including copperweld wire

Standard Material

- Copper alloy

Catalog Number	UPC	Wire Size	Ship Case	Weight/ Case	Maximum Run to Minimum Tap Run	Tap
690	17250	#10	100	2	16 STR	10 STR
691	17260	#8	100	3	8 STR 8 SOL	16 STR 16 SOL
692	17270	#6	100	5	6 SOL	16 SOL
693	17280	#6	100	6	6 STR 6 SOL	14 STR 14 SOL
694	17290	#4	50	8	4 STR 4 SOL	14 STR 14 SOL
695	17300	#2	50	11	2 STR 2 SOL	14 STR 14 SOL
696	17310	1/0	50	8	1/0 STR 1/0 SOL	14 STR 14 SOL
697	17320	2/0	25	7	2/0 STR 2/0 SOL	14 STR 14 SOL
698	17330	3/0	25	8	3/0 STR 3/0 SOL	8 STR 8 SOL
699	17340	4/0-250 MCM	5	10	250 STR	8 STR
700	17350	350 MCM	6	5	350 STR	1/0 STR
701	17360	500 MCM	6	5	500 STR	2/0 STR
702	17370	750 MCM	3	5	350 MCM	750 MCM
703	17380	1000 MCM	4	10	500 MCM	1000 MCM

Split Bolt Connectors With Spacer Bar



Features

- Electro tin-plated, high strength copper alloy with spacer
- Spacer separates dissimilar conductors and provides long contact length that prevents high pressure point contacts between run and tap conductors

Applications

- For copper to copper, copper to aluminum, aluminum to aluminum
- Usable with aluminum connector, however not UL listed for that application

Standard Material

- Copper alloy

Standard Finish

- Electro-tin plated

Catalog Number	UPC	Wire Size	Ship Case	Weight/Case	Maximum Run to Minimum Tap Run	Minimum Tap
For Copper to Copper (1,2)						
790	18020	#10	100	4	16 STR	10 STR
791	18030	#8	100	4	8 STR 8 SOL	16 STR 16 SOL
For Copper to Copper, Copper to Aluminum, Aluminum to Aluminum (2)						
792	18040	#6	100	7	6 STR 6 SOL	10 STR 10 SOL
793	18050	#4	100	8	6 STR 6 SOL	10 STR 10 SOL
794	18060	#3	100	11	4 STR 4 SOL	10 STR 10 SOL
795	18070	#2	50	15	2 STR 2 SOL	14 STR 14 SOL
For Copper to Copper (1,2)						
796	18080	1/0	25	10	1/0 STR 1/0 SOL	10 STR 10 SOL
797	18090	2/0	25	5	2/0 STR 2/0 SOL	8 STR 8 SOL
798	18100	3/0	5	15	3/0 STR 3/0 SOL	8 STR 8 SOL
799	18110	4/0-250 MCM	5	15	250 STR	8 STR
800	18120	350 MCM	10	5	350 STR	1/0 STR
801	18130	500 MCM	6	7	500 STR	2/0 STR
802	18140	750 MCM	4	7	250 MCM	750 MCM
803	18150	1000 MCM	2	6	350 MCM	1000 MCM

(1) Usable with aluminum conductor, however not UL listed for that application

(2) When making connections with aluminum or ACSR (Aluminum conductor steel reinforced) make certain to use an oxide inhibiting compound such as antiox featured on page 11-20

Bonding Bridge

Zinc Die Cast or Bronze



Features

- Meets 2008 NEC article 250.94
- Stainless steel hardware
- Lay-in style lug for easy installations
- Mounts directly to grounding electrode conductor
- Robust one-piece extruded aluminum construction
- Zinc is tin plated for maximum conductivity
- Includes weather resistant polycarbonate snap on cover
- Available in zinc and bronze

Applications

- Used to bond all utility conductors to a single location in residential and small commercial facilities as required by Article 250.94 of the 2008 NEC guide

Conductive Range

- 6-2 AWG grounding electrode conductor
- 14-4 AWG bonding conductors

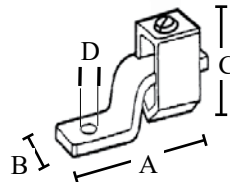
Standard Material

- Zinc die cast - 813
- Bronze - 813B
- Polycarbonate cover

Catalog Number	UPC	Material	Unit Carton	Ship Case	Weight/Case	Conductor Range
813	17544	Zinc	1	10	5	6-2 AWG Grounding electrode conductor 14-4 AWG Bonding conductors
813B	87204	Bronze	1	10	6	6-2 AWG Grounding electrode conductor 14-4 AWG Bonding conductors

Solderless Lugs

Single Hole - Offset Tang - Copper



Features

- Unique pressure bar provides solid grip between conductor and terminal
- Hole for offset tang mounting

Applications

- Terminates an electrical conductor to facilitate mechanical connection

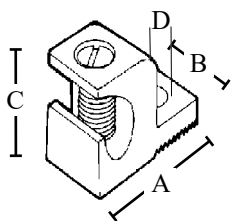
Standard Material

- Copper
- Steel screw

Catalog Number	UPC	Amp Rating	Recommended Torque in Lbs.	Bolt Size	Ship Case	Weight/Case	Wire Range Min. - Max.	A	B	C	D
820	18270	25	20	1/8"	250	3	#14-#10	1	.3125	.6875	.125
821	18280	35-50	45	3/16"	250	6	#14-#6	1.1875	.375	.75	.1875
822	18290	70	50	1/4"	200	6	#2-#8	1.3125	.50	.8125	.25
823	18300	70-90	50	1/4"	200	9	#2-#6	1.5313	.50	1	.25
824	18310	125	50	1/4"	100	11	#8-1/0	1.9688	.625	1.375	.25
825	18320	175	124	3/8"	25	3	#4-3/0	2.1875	.75	1.5625	.375
826	18330	225	204	5/16"	25	6	#6-4/0	2.625	1	2	.3125
827	18340	300	325	3/8"	20	10	1/0- 350 MCM	3.1875	1	2.625	.375
828	18350	400	375	3/8"	10	7	4/0-500 MCM	4.25	1.50	2.75	.375
829	18360	650	500	1/2"	4	7	600 MCM-100 MCM	4.625	2	3.6875	.50

Lay-In Lugs

Dual Rated - Aluminum



Features

- 90°C temperature rating
- Single hole assembly
- Provides positive grounding points in load centers or other enclosures

Applications

- For use with copper or aluminum conductor
- Terminates an electrical conductor to facilitate mechanical connection

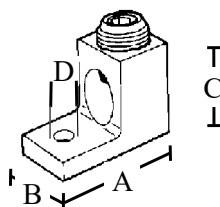
Standard Material

- Aluminum
- Steel screw

Catalog Number	UPC	Recommended Torque in Lbs.	Bolt Size	Unit Carton	Ship Case	Weight/Case	Wire Range Min. - Max.	A	B	C	D
810	18210	35	1/4"	25	250	6	#14 - #4	1.0981	.3906	.75	.193
811	18220	50	1/4"	---	100	7	#14 - 1/0	1.50	1.6099	1.4375	.25
812	18230	275	5/16"	---	50	10	6 - 250 MCM	2.2031	2.2031	1.7031	.3125

Mechanical Lugs

Single - Aluminum



Features

- 90°C temperature rating
- Single hole assembly
- Up to 600 lbs. torque
- High strength aluminum alloy provides low contact resistance

Applications

- For use with copper conductor
- Terminates an electrical conductor to facilitate mechanical connection

Standard Material

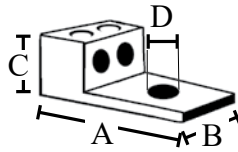
- Aluminum
- Steel screw

Catalog Number	UPC	Recommended Torque in Lbs.	Bolt Size	Unit Carton	Ship Case	Weight/Case	Wire Range Min. - Max.	A	B	C	D
805	18160	35	1/4"	100	1000	14	#14 - #6	1.0625	.50	.50	.25
806	18170	50	1/4"	100	1000	19	#14 - #2	1.1563	.50	.5625	.25
807	18180	180	1/4"	---	50	2	#14-1/0	1.4088	.625	.8125	.25
808	18190	120	1/4"	---	50	2	#14-2/0	1.4688	.625	.8125	.25
809*	18200	325	5/16"	---	25	3	#6 - 4/0	2	1	1.0625	.3125
1810*	18269	325	5/16"	10	100	10	#6 - 300 MCM	2	1	1.0625	.3125
817*	18201	325	5/16"	---	25	4	#6 - 350 MCM	2.25	1.125	1.25	.3125
818*	18202	375	5/16"	10	100	24	#4 - 500 MCM	2.75	1.125	1.50	.375
1818*	18271	500	3/8"	5	50	15	#9 - 600 MCM	2.75	1.375	1.50	.375
819*	18203	500	3/8"	---	5	2	350 MCM - 800 MCM	3.50	1.50	1.75	.50

*For copper and aluminum

Mechanical Lugs

Double - Dual Rated - Aluminum



Features

- Two conductor design
- Fast and easy installation
- 90°C temperature rating

Applications

- For use with copper or aluminum conductor
- Terminates an electrical conductor to facilitate mechanical connection

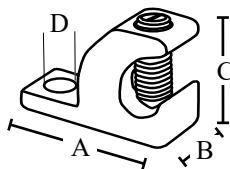
Standard Material

- Aluminum
- Steel screw

Catalog Number	UPC	Recommended Torque in Lbs.	Unit Carton	Ship Case	Weight/Case	Wire Range Min. - Max.	A	B	C	D
2807	81830	50	10	100	23	#14 - 1/0	1.50	1.1875	.8125	.25
2808	81831	50	10	100	24	#14 - 2/0	1.50	1.1875	.8125	.25
2809	81832	275	10	100	26	#6 - 250 MCM	2.5625	1.625	1.1875	.375
2817	81833	275	4	40	20	#6 - 350 MCM	2.875	2.9375	1.25	.50
2818	81834	375	6	60	19	#2 - 600 MCM	3.125	2.375	1.5625	.50
2819	81835	375	6	60	14	300 MCM - 800 MCM	3.50	2.8125	1.6875	.625

Solar Lay-In Lugs

Dual Rated



Features

- Specifically designed for solar panels
- Manufactured from high strength pure electrolytic copper for superior conductivity
- Open face design allows for fast lay-in of the conductor, eliminating the need for cutting or breaking
- Suitable for direct burial/outdoor use
- Excellent corrosion resistance

Applications

- UL 467 listed for direct burial in earth or concrete
- Corrosion resistant
- 4 AWG STR through 14 AWG STR/SOL
- Commonly used for solar panel grounding

Standard Material

- Body - Copper
- Hardware - Stainless steel screw

Standard Finish

- Tin plated

Catalog Number	UPC	Bolt Size	Unit Carton	Ship Case	Weight/Case	Wire Range Min. - Max.	A	B	C	D
810DB	86347	1/4" - 20	100	1000	47	#14 - #4	1.125	.375	.875	.1875

Compression Lug Splices

Long Barrel

Features

- Seamless, high conductivity copper tubing, suitable for heavy duty applications
- Tin-plated to provide corrosion resistance
- Color coded

Applications

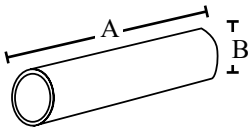
- Suitable for use at voltages up to 35 KV provided connector is properly taped
- 5 KV is the maximum voltage in all bare splice applications

Standard Material

- Copper

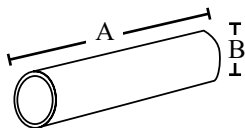
Standard Finish

- Tin plated



Catalog Number	UPC	Wire Size	Color Code	Unit Carton	Ship Case	Weight/Case	A	B
3101	41080	#8	Red	100	1000	22	1.75	.20
3102	41081	#6	Blue	100	1000	22	1.75	.20
3103	41082	#4	Gray	100	1000	26	1.75	.25
3105	41084	#2	Brown	50	500	21	1.90	.31
3106	41085	1/0	Pink	25	250	19	2.20	.39
3107	41086	2/0	Black	25	250	20	2.25	.44
3108	41087	3/0	Orange	25	250	23	2.25	.49
3109	41088	4/0	Purple	25	250	32	2.75	.55
3109A	41089	250 MCM	Yellow	10	100	20	3.25	.59
3109B	41090	300 MCM	White	10	100	23	3.50	.66
3110	41091	350 MCM	Red	10	100	28	3.75	.70
3110A	41092	400 MCM	Blue	10	100	32	3.75	.76
3111	41093	500 MCM	Brown	5	50	25	4.25	.83
3111A	81810	600 MCM	Green	5	50	34	4.50	.93
3112	81811	750 MCM	Black	5	50	41	4.75	1.03

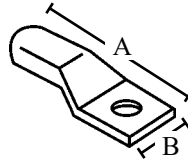
Short Barrel



Catalog Number	UPC	Wire Size	Color Code	Unit Carton	Ship Case	Weight/Case	A	B
3301	81599	#8	Red	100	1000	12	.90	.17
3302	81600	#6	Blue	100	1000	14	1	.20
3303	81601	#4	Gray	100	1000	16	1	.25
3305	81602	#2	Brown	100	1000	27	1.25	.31
3305A	81603	#1	Green	50	500	23	1.60	.39
3306	81604	1/0	Pink	50	500	26	1.75	.44
3307	81605	2/0	Black	50	500	29	1.75	.49
3308	81606	3/0	Orange	50	500	34	1.90	.55
3309	81607	4/0	Purple	25	250	23	2	.59
3309A	81608	250 MCM	Yellow	25	250	29	2.10	.66
3310	81609	350 MCM	Red	20	200	31	2.10	.70
3310A	81610	400 MCM	Blue	10	100	21	2.30	.76
3311	81611	500 MCM	Brown	10	100	29	2.50	.83
3311A	81612	600 MCM	Green	5	50	20	2.50	.93
3312	81613	750 MCM	Black	5	50	29	3.21	1.03

Compression Lugs

One Hole - Short Barrel



Features

- Ideal for direct burial in earth or concrete and grounding applications
- Produced from high conductivity copper tubing and suitable for heavy duty applications
- Tin-plated to provide corrosion resistance
- Color coded

Applications

- Listed for 35 KV maximum when properly installed

Standard Material

- Copper

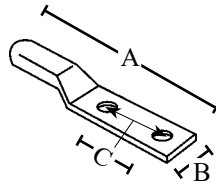
Standard Finish

- Tin plated

Catalog Number	UPC	Wire Size	Color Code	Bolt Size	Unit Carton	Ship Case	Weight/Case	A	B
2901	81614	#8	Red	10	100	1000	14	1.20	.42
2901A	81615	#8	Red	1/4"	100	1000	13	1.20	.42
2902	81616	#6	Blue	1/4"	100	1000	17	1.50	.42
2902A	81617	#6	Blue	5/16"	100	1000	17	1.50	.42
2903	81618	#4	Gray	1/4"	100	1000	20	1.50	.71
2903A	81619	#4	Gray	5/16"	100	1000	18	1.50	.71
2903B	81620	#4	Gray	3/8"	100	1000	18	1.50	.71
2905	81621	#2	Brown	3/8"	100	1000	28	1.80	.83
2905A	81622	#1	Green	3/8"	100	1000	35	1.83	.67
2906	81623	1/0	Pink	3/8"	50	500	21	1.83	.74
2907	81624	2/0	Black	3/8"	50	500	32	2.24	.81
2907A	81625	2/0	Black	1/2"	50	500	29	2.24	.81
2908	81626	3/0	Orange	3/8"	25	250	21	2.36	.90
2909	81627	4/0	Purple	1/2"	25	250	24	2.36	1
2909A	81804	250 MCM	Yellow	1/2"	25	250	30	2.48	1.09
2909B	81805	300 MCM	White	1/2"	25	250	33	2.49	1.19
2910	81628	350 MCM	Red	1/2"	20	200	33	2.61	1.28
2910A	81629	400 MCM	Blue	1/2"	10	100	24	3.95	1.39
2911	81806	500 MCM	Brown	5/8"	10	100	33	3.28	1.54
2911A	81807	600 MCM	Green	5/8"	5	50	24	3.50	1.72
2912	81630	750 MCM	Black	5/8"	5	50	35	4.37	1.90

Compression Lugs

Two Hole - Short Barrel



Features

- Produced from high conductivity copper tubing and suitable for heavy duty applications
- Tin-plated to provide corrosion resistance
- Color coded

Applications

- Listed for 35 KV maximum when properly installed
- Ideal for direct burial in earth or concrete and grounding applications

Standard Material

- Copper

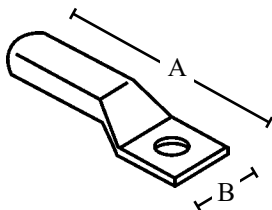
Standard Finish

- Tin plated

Catalog Number	UPC	Wire Size	Color Code	Bolt Size	Unit Carton	Ship Case	Weight/Case	A	B	C = Hole Spacing
2921	81813	#8	Red	10	100	1000	20	2.50	.45	.625
2922	81814	#6	Blue	1/4"	100	1000	23	2.56	.45	.625
2923	81815	#4	Gray	1/4"	100	1000	28	2.34	.50	.625
2925	81816	#2	Brown	5/16"	50	500	26	2.58	.61	.75
2925A	81817	#2	Brown	3/8"	50	500	26	3.05	.61	.75
2926	81818	1/0	Pink	5/16"	25	250	20	3.14	.75	.875
2927	81819	2/0	Black	3/8"	25	250	23	3.24	.83	1.75
2927A	81820	2/0	Black	1/2"	25	250	31	4.17	.83	1.75
2928	81821	3/0	Orange	1/2"	25	250	36	4.25	.91	1.75
2929	81822	4/0	Purple	1/2"	20	200	36	4.28	1.02	1.75
2929A	81803	250 MCM	Yellow	1/2"	10	100	24	4.41	1.11	1.75
2929B	81804	300 MCM	White	1/2"	10	100	26	4.53	1.24	1.75
2930	81825	350 MCM	Red	1/2"	5	50	17	4.53	1.24	1.75
2931	81826	400 MCM	Blue	1/2"	5	50	20	4.81	1.34	1.75
2932	81807	500 MCM	Brown	1/2"	5	50	27	4.88	1.52	1.75
2933	81808	600 MCM	Green	3/8"	5	50	35	4.49	1.73	1.75
2934	81839	750 MCM	Black	1/2"	5	50	44	4.79	1.89	1.75

Compression Lugs

One Hole - Long Barrel



Features

- Produced from high conductivity copper tubing and suitable for heavy duty applications
- Tin-plated to provide corrosion resistance
- Color coded

Applications

- Listed for 35 KV maximum when properly installed
- Ideal for direct burial in earth or concrete and grounding applications

Standard Material

- Copper

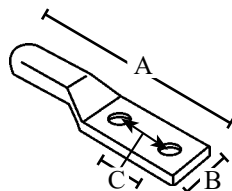
Standard Finish

- Tin plated

Catalog Number	UPC	Wire Size	Color Code	Bolt Size	Unit Carton	Ship Case	Weight/Case	A	B
3001	41050	#8	Red	1/4"	100	1000	16	1.70	.38
3002	41051	#6	Blue	1/4"	100	1000	20	1.77	.38
3003	41052	#4	Gray	1/4"	100	1000	23	1.77	.50
3005	41054	#2	Brown	3/8"	50	500	18	2	.67
3005A	81808	#1	Green	3/8"	50	500	23	2.09	.67
3006	41055	1/0	Pink	3/8"	50	500	29	2.20	.75
3007	41056	2/0	Black	3/8"	25	250	20	2.80	.75
3008	41057	3/0	Orange	3/8"	25	250	25	2.80	.87
3008A	81809	3/0	Orange	1/2"	25	250	23	2.80	.87
3009	41058	4/0	Purple	1/2"	25	250	28	2.80	1
3009A	41059	250 MCM	Yellow	1/2"	20	200	30	3.03	1.13
3009B	41061	300 MCM	White	1/2"	10	100	20	3.39	1.13
3010	41062	350 MCM	Red	1/2"	10	100	24	3.50	1.13
3010A	83541	400 MCM	Blue	1/2"	10	100	30	3.74	1.34
3011	41063	500 MCM	Brown	1/2"	5	50	23	4.02	1.50
3011A	41064	600 MCM	Green	5/8"	5	50	29	4.25	1.75
3012	41066	750 MCM	Black	5/8"	5	50	41	5.16	1.87

Compression Lugs

Two Hole - Long Barrel



Features

- Produced from high conductivity copper tubing and suitable for heavy duty applications
- Tin-plated to provide corrosion resistance
- Color coded

Applications

- Listed for 35 KV maximum when properly installed
- Ideal for direct burial in earth or concrete and grounding applications

Standard Material

- Copper

Standard Finish

- Tin plated

Catalog Number	UPC	Wire Size	Color Code	Bolt Size	Unit Carton	Ship Case	Weight/Case	A	B	C = Hole Spacing
3201	81812	#8	Red	1/4"	100	1000	23	2.19	.42	.625
3202	81633	#6	Blue	1/4"	100	1000	26	2.19	.42	.625
3203	81635	#4	Gray	1/4"	100	1000	31	2.36	.49	.625
3205	81636	#2	Brown	1/2"	50	500	39	4.25	.807	1.75
3206	81638	1/0	Pink	1/2"	25	250	32	4.40	.74	1.75
3207	81639	2/0	Black	3/8"	25	250	34	4.61	.81	1.75
3208	81701	3/0	Orange	1/2"	20	200	33	4.69	.90	1.75
3209	81641	4/0	Purple	1/2"	10	100	21	4.72	1	1.75
3209A	81642	250 MCM	Yellow	1/2"	10	100	27	4.95	1.09	1.75
3209B	81643	300 MCM	White	1/2"	10	100	31	5.31	1.19	1.75
3210	81644	350 MCM	Red	1/2"	10	100	37	5.39	1.28	1.75
3210A	81645	400 MCM	Blue	1/2"	5	50	23	5.47	1.39	1.75
3211	81646	500 MCM	Brown	1/2"	5	50	32	5.79	1.72	1.75
3211A	81647	600 MCM	Green	1/2"	5	50	41	5.79	1.72	1.75
3212	81648	750 MCM	Black	1/2"	5	50	56	6.30	1.90	1.75

Wire Connectors

Winged

Features

- Easy installation
- Flame retardant; temperature rating of 105°C
- Color coded for easy size and capacity identification
- Square wire spring insert for secure connections

Applications

- Positive grip design is ideal for insulating two or more conductors
- Reusable for easy circuit changes

Standard Material

- Polypropylene



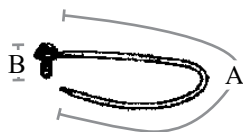
Catalog Number	UPC	Color	Unit Carton	Ship Case	Weight/Case	Wire Range		
						Min.	Max.	Volts
Joins #18 through #10 AWG								
WY1	21930	Yellow	100/Box	5000	29	2#18	3#12	600V
WY2	21940	Yellow	500/Bag	5000	26	2#18	3#12	600V
Joins #18 through #10 AWG								
WR1	21950	Red	100/Box	5000	61	2#14	5#12	600V
WR2	21960	Red	500/Bag	5000	58	2#14	5#12	600V

Fluted Body



Catalog Number	UPC	Color	Unit Carton	Ship Case	Weight/Case	Wire Range		
						Min.	Max.	Volts
Joins #22 through #14 AWG								
W81G1	30520	Gray	100/Box	5000	4	2#22	2#16	300V
W81G2	30530	Gray	500/Bag	5000	4	2#22	2#16	300V
Joins #22 through #14 AWG								
W82B1	30540	Blue	100/Box	5000	5	2#18	3#16	300V
W82B2	30550	Blue	500/Bag	5000	5	2#18	3#16	300V
Joins #22 through #14 AWG								
W8301	30560	Orange	100/Box	5000	13	2#18	2#14	600V
W8302	30570	Orange	500/Bag	5000	13	2#18	2#14	600V
Joins #18 through #10 AWG								
W84Y1	30580	Yellow	100/Box	5000	24	3#18	4#14&1#18	600V
W84Y2	30590	Yellow	500/Bag	5000	24	3#18	4#14&1#18	600V
Joins #18 through #8 AWG								
W86R1	30600	Red	100/Box	5000	52	2#14	4#12	600V
W86R2	30610	Red	500/Bag	5000	52	2#14	4#12	600V

Green Pigtail With Slotted Hex Ground Screw



Features

- Plated green to ensure proper identification

Applications

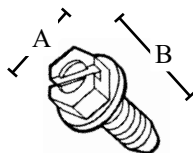
- Use to ground receptacles to steel boxes

Standard Material

- Copper wire/zinc plated ground screw

Catalog Number	UPC	Size	Unit Carton	Ship Case	Weight/Case	A	B
50	33506	7" 14Ga. Solid green	100	1000	23	7	10-32 x 3/8
49	33505	7-1/2" 12Ga. Solid green	100	1000	24	7 1/2	10-32 x 3/8
50A	87205	7-1/2" 10Ga. Solid green	100	1000	30	7 1/2	10-32 x 3/8
49L	86791	10" 12Ga. Solid green	100	1000	32	10	10-32 x 3/8
49XL	03392	12" 12Ga. Solid green	100	1000	32	12	10-32 x 3/8

Green Ground Screw Steel



Features

- Plated green to ensure proper identification

Applications

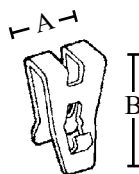
- For use with grounding pigtails or wire

Standard Material

- Steel

Catalog Number	UPC	Size	Ship Case	Weight/Case	A	B
48	33500	10-32" x 3/8"	100	1	.375	.625

Green Ground Clip Steel



Features

- Holds 14 and 12 GA. copper and aluminum wire

Applications

- Connects NM cable to outlet box
- Connects grounding jumper from a receptacle to an outlet

Standard Material

- Steel

Catalog Number	UPC	Wire Size	Unit Carton	Ship Case	Weight/Case	A	B
GC99	20770	#14 & #12	100	1000	3	.24	.65

Plastic Electrical Tape

7 mil. - PVC



Catalog Number	UPC	Size	Color	Unit Carton	Ship Case	Weight/Case
830T	18370	3/4" x 30'	Black	10	500	32
860T	18380	3/4" x 60'	Black	10	200	37
866T	18410	3/4" x 66'	Black	10	100	20
866BLU	18411	3/4" x 66'	Blue	10	100	20
866BRN	18412	3/4" x 60'	Brown	10	100	20
866GRN	18413	3/4" x 66'	Green	10	100	20
866GRY	18414	3/4" x 66'	Gray	10	100	20
866ORN	18415	3/4" x 66'	Orange	10	100	20
866RED	18417	3/4" x 66'	Red	10	100	20
866WHT	18418	3/4" x 66'	White	10	100	20
866YEL	18419	3/4" x 66'	Yellow	10	100	20
867T	18440	1-1/2" x 66'	Black	10	100	44

Features

- Premium grade for electrical work
- Can be used in residential maintenance
- 600v rated


Applications

- Insulates and protects wires and connectors; protects splices and filler compounds
- Holds high voltage electrical appliances

Standard Material

- PVC

Specialty Tape



Catalog Number	UPC	Size	Color	Material	Type	Ship Case	Weight/Case
830BLU	18371	1/2" x 20'	Blue	PVC	Phasing Tape	7	8
830BRN	18372	1/2" x 20'	Brown	PVC	Phasing Tape	7	8
830GRN	18373	1/2" x 20'	Green	PVC	Phasing Tape	7	8
830GRY	18374	1/2" x 20'	Gray	PVC	Phasing Tape	7	8
830ORN	18375	1/2" x 20'	Orange	PVC	Phasing Tape	7	8
830RED	18377	1/2" x 20'	Red	PVC	Phasing Tape	7	8
830WHT	18378	1/2" x 20'	White	PVC	Phasing Tape	7	8
830YEL	18379	1/2" x 20'	Yellow	PVC	Phasing Tape	7	8
869	18421	3/4" x 60'	Black	Cloth	Friction Tape	100	35
870	18420	3/4" x 22'	Black	Rubber low voltage	Rubber Tape	100	20
870C	18396	2" x 22'	Black	Rubber low voltage	Rubber Tape	50	25

Features

- Premium grade for electrical work
- Color coded
- Inhibits corrosion of electrical conductors

Applications

- Provides insulation for splices; compatible with rubber and synthetic compounds and cables

Caution Tape Non- detectable



Features

- Traditional and familiar design
- Strong and durable polyethylene construction

Applications

- High visibility tape designed as a hazard alert

Standard Material

- PVC

Catalog Number	UPC	Size	Mil.	Color /Type	Ship Case	Weight/ Case
1591	83029	3" x 300'	4	Yellow "Caution"	16	16
1592	83030	3" x 1000'	2	Yellow "Caution"	8	40
1593	83031	3" x 200'	4	Red "Caution Buried Electric Line Below"	16	16
1594	83032	3" x 1000'	4	Red "Caution Buried Electric Line Below"	8	40
1595	83033	6" x 1000'	4	Red "Caution Buried Electric Line Below"	4	60

Detectable



Features

- Instantly recognizable as a hazard caution
- Strong and durable polyethylene construction
- Can be easily located with a metal detector

Applications

- High visibility tape designed as a hazard alert

Standard Material

- Foil bonded PVC

Catalog Number	UPC	Size	Mil.	Color /Type	Ship Case	Weight/ Case
1596	83034	2" x 1000'	5	Red "Caution Buried Electric Line Below"	12	60
1597	83035	3" x 1000'	5	Red "Caution Buried Electric Line Below"	8	64
1598	83036	6" x 1000'	5	Red "Caution Buried Electric Line Below"	4	64

Duct Tape



Features

- High tensile strength
- Easy to tear
- Leaves minimal residue

Applications

- All purpose – Ideal for holding and bundling applications

Standard Material

- PVC

Catalog Number	UPC	Size	Mil.	Ship Case	Weight/ Case
868	33760	2" x 60 yards	8	24	42

Heavy Duty Cable Lubricant



Features

- Water based gel
- Non-toxic
- Non-flammable
- Cleans easily off with just water

Applications

- Compatible with all cables
- Helps avoid wear and abrasion damage

Catalog Number	UPC	Size	Ship Case	Weight/ Case
1200	19762	1 Quart	10	13
1201	19763	1 Gallon	4	25
1202	19764	5 Gallon pail	1	30

Antiox Contact Compound



Features

- Prevents oxidation of aluminum to aluminum and aluminum to copper electrical conductors
- Non-conductive

Applications

- Use for all types of connections, split bolt and wire connectors

Catalog Number	UPC	Size	Ship Case	Weight/ Case
1209	19765	4 Ounce	12	3
1210	19766	8 Ounce	12	6

Fish Wire Spring Steel



Features

- Individually bagged
- Replacement for rewinders
- Flexible and strong steel construction

Applications

- Use to fish and pull cable

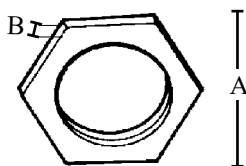
Standard Material

- Spring steel

Catalog Number	UPC	Size	Ship Case	Weight/ Case
890	18980	1/8" x .060" x 25'	20	13
891	18990	1/8" x .060" x 50'	20	23
892	19000	1/8" x .060" x 100'	10	22
893	19010	1/8" x .060" x 200'	5	26
895	19020	1/4" x .060" x 50'	10	23
896	19030	1/4" x .060" x 100'	10	44
897	19040	1/4" x .060" x 200'	5	42

Fixture Locknuts

Steel



Features

- Shapes available to suit multiple applications

Applications

- Secures stem fixtures and threaded conduit

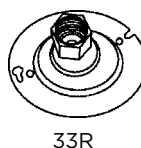
Standard Material

- Steel

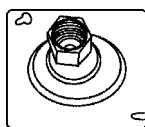
Catalog Number	UPC	Size	Unit Carton	Ship Case	Weight/Case	A	B
278	11710	1/8"	100	1000	1	.625	.20
279	11720	1/4"	100	1000	1	.715	.20
280	12290	3/8" Square - Heavy	---	200	5	1	.22

Flexible Fixture Hangers

20° Swing from Vertical



33R



34S



Features

- Supports weight up to 50 lbs.
- Ball type swivel/swing
- For overhead suspensions
- Protects fixture against wind and vibration damage
- Includes 1/2" & 3/4" reducing bushing to accommodate 1/2" & 3/4" conduit

Applications

- Suitable for damp locations
- Permits fixture to swing freely; allows easy disconnect and removal

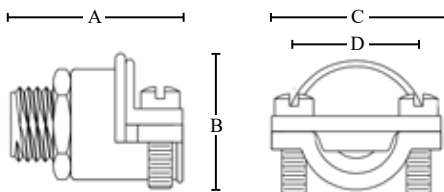
Standard Material

- Steel

Catalog Number	UPC	Size	Ship Case	Weight/Case	
33R	10071	1/2" or 3/4" Round	25	15	Fits 4" Octagon Box
34S	10072	1/2" or 3/4" Square	25	18	Fits 4" Square Box

All Purpose Connectors

Twin Screw



Features

- Securely holds cable in low profile fixtures with 1/4" knockouts
- Concrete tight when taped

Applications


- For use with non-metallic, AC, MC, sheathed, flexible metal conduit cable both steel and aluminum jacketed
- Mainly used with low silhouette fluorescent fixtures, additional connectors are needed when multiple fixtures are wired in

Standard Material

- Zinc die cast

Catalog Number	UPC	Size	KO	Unit Carton	Ship Case	Weight/Case	A	B	Cable Range	End Stop Diameter
NC25	86972	3/8"	1/4"	50	500	31	1.04	.92	.225-.612	.38

Fixture Loop Zinc Die Cast



Features

- Male threaded shaft

Applications

- Use with hook to securely hang fixtures

Standard Material

- Zinc die cast

Catalog Number	UPC	Size	Unit Carton	Ship Case	Weight/Case	A	B
71	17440	1/2" Male	25	250	15	1.27	1.12

Lamp Holder Plastic



Features

- Easy update/retrofit
- White finish

Applications

- Supports the lighting fixture and provides an electrical connection for the lamp

Standard Material

- Plastic

Catalog Number	UPC	Size	Unit Carton	Ship Case	Weight/Case
P2	84005	Medium Base	1	50	25

Porcelain



Features

- Easy update/retrofit
- White finish

Applications

- Supports the lighting fixture and provides an electrical connection for the lamp

Standard Material

- Porcelain

Catalog Number	UPC	Size	Unit Carton	Ship Case	Weight/Case
POR1	84006	Medium Base	24	100	10

Cover Plates Baked White Enamel - Steel



Features

- 2-3/8" screws

Applications

- Secures unused boxes

Standard Material

- Steel

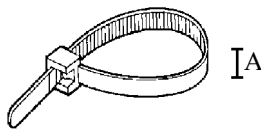
Standard Finish

- Baked white enamel

Catalog Number	UPC	Size	Unit Carton	Ship Case	Weight/Case	Screw Separation
175	33510	5"	1 Per bag	100	18	3-1/2" Screw separation

Cable Ties

Natural White



Features

- Operating temperature minimum -40°F to maximum 185°F
- UL flame rating 94V-2

Applications

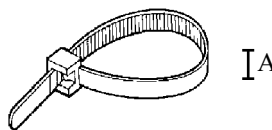

- Safely and easily secures wire bundles and harness components

Standard Material

- 6/6 Nylon

Catalog Number	UPC	Size	Max. Tensile Strength	Per Bag	Ship Case	Weight/Case	Bundle Diameter	
							A	Min. Max.
NT0418	21440	4"	18	100	1000	2	.98	.0625 .875
NT0530	21450	5"	30	100	1000	2	.98	.0625 1.378
NT0618	21451	6"	18	100	1000	4	.98	.0625 1.378
NT0640	21452	6"	40	100	1000	4	.142	.0625 1.535
NT0750	21460	7"	50	100	1000	4	.187	.0625 1.75
NT0818	21470	8"	18	100	1000	4	.10	.0625 2
NT0840	21480	8"	40	100	1000	4	.13	.0625 2
NT08120	21490	8"	120	100	1000	5	.30	.0625 2
NT1150	21500	11"	50	100	1000	5	.187	.0625 3
NT1450	21510	14"	50	100	1000	7	.187	.0625 4
NT1450-500	04038	14"	50	500	2500	13	.187	.0625 4
NT24175	21530	24"	175	50	500	14	.345	.1875 7.20
NT34175	21550	34"	175	50	500	21	.345	.1875 7.20

Black



Features

- Operating temperature minimum -40°F to maximum 185°F
- UV resistant
- UL flame rating 94V-2

Applications

- Safely and easily secures wire bundles and harness components

Standard Material

- 6/6 Nylon

Catalog Number	UPC	Size	Max. Tensile Strength	Per Bag	Ship Case	Weight/Case	Bundle Diameter	
							A	Min. Max.
BT0418	19770	4"	18	100	1000	2	.10	.0625 .875
BT0530	19780	5"	30	100	1000	2	.98	.0625 1.378
BT0618	19781	6"	18	100	1000	4	.98	.0625 1.378
BT0750	19790	7"	50	100	1000	4	.187	.0625 1.75
BT0818	19800	8"	18	100	1000	4	.10	.0625 2
BT0840	19810	8"	40	100	1000	4	.13	.0625 2
BT1150	19830	11"	50	100	1000	5	.187	.0625 3
BT1450	19840	14"	50	100	1000	14	.187	.0625 4
BT24175	19860	24"	175	50	500	16	.345	.1875 7.20
BT34175	19890	34"	175	50	500	21	.345	.1875 7.20

Air Handling Cable Ties

6/6 Nylon



Features

- Meets UL 1565 specifications for low smoke generation, low heat release and mechanical strength
- Strong and pure, manufactured from filtered nylon 6/6, reducing particle contamination
- Mounting hole style secures and positions wire bundles and cables to surfaces with one mechanical fastener
- Low profile style and reduced head height increases safety, eliminates snags, cuts, and abrasions to cables, surrounding products and users

Applications

- Air handling spaces, above drop ceilings and below raised flooring
- UL listed suitable for use in air handling spaces in accordance with the section 300.00 (c) and (d) of the National Electrical Code rules 12-010(3), (4) and (5) and 12-020 of the Canadian Electrical Code part 1

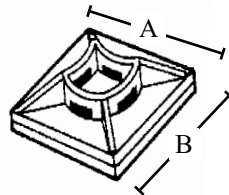
Standard Material

- 6/6 nylon

Catalog Number	UPC	Size	Max. Tensile Strength	Color	Per Bag	Ship Case	Weight/Case	Bundle Diameter	
								A	Min. Max.
PTB0750	83642	7-1/2"	50	Burgundy	100	1000	.42	.18	.0625 1.875
PTB1150	83644	11"	50	Burgundy	100	1000	.54	.18	.0625 3.062
PTB1450	83646	14-1/2"	50	Burgundy	100	1000	.69	.18	.0625 4.125

Cable Tie Mounting Platforms

Natural White - Nylon



Features

- Adhesive base or screw mount available
- Available in black or white

Applications

- For safe organization of cables
- Use with Topaz Cable Ties

Standard Material

- 6/6 nylon

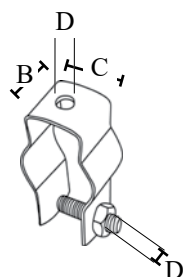
Catalog Number	UPC	Size	Unit Carton	Ship Case	Weight/Case	Dimensions				
						A	B	Height	Mounting Hole	Flat Head Screw
MP4A	32270	4-Way Adhesive Base	100	1000	5	1	1	.157	.197	#6
MP4S	32280	4-Way Screw Mount	100	1000	5	1	1	.157	.197	#6

Black - Nylon

Catalog Number	UPC	Size	Unit Carton	Ship Case	Weight/Case	Dimensions				
						A	B	Height	Mounting Hole	Flat Head Screw
MP4AB	32320	4-Way Adhesive Base	100	1000	5	1	1	.157	.197	#6
MP4SB	32330	4-Way Screw Mount	100	1000	5	1	1	.157	.197	#6

Conduit Hangers

With Bolt & Nut Attached - Steel



Features

- Assembled with nut and bolt

Applications

- Indoor or outdoor use
- Use to secure and suspend conduit from overhead supports

Standard Material

- Steel

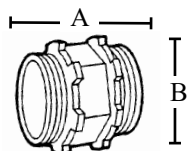
Standard Finish

- Zinc plated

Catalog Number	UPC	Size	For Rigid	For EMT	Bolt Size	Ship Case	Weight/Case	A	B	C	D
601	15830	0	3/8" - 1/2"	1/2"	1/4" - 20	100	6	1.875	.75	.725	.25
602	15840	1	3/4"	3/4"	1/4" - 20	100	8	2.125	.75	.85	.25
603	15850	2	1"	1"	1/4" - 20	100	8	2.437	.875	.975	.25
604	15860	3	1-1/4"	1-1/2"	1/4" - 20	100	10	2.75	.875	.975	.25
604A	15870	2-1/2	---	1-1/4"	1/4" - 20	100	10	2.875	.875	1.05	.25
605	15880	4	1-1/2"	---	1/4" - 20	100	18	3.125	1	1.125	.25
606	15890	5	2"	2"	1/4" - 20	50	10	3.875	1	1.145	.25
607	15900	6	2-1/2"	2-1/2"	5/16" - 18	50	11	4.625	1.25	1.225	.3125
608	15910	7	3"	3"	5/16" - 18	25	6	5.50	1.25	1.275	.3125
609	15920	8	3-1/2"	3-1/2"	5/16" - 18	25	8	5.75	1.25	1.275	.3125
610	15930	9	4"	4"	5/16" - 18	25	12	6.25	1.25	1.275	.3125

Box Spacing Connector

With Twin Locknuts



Features

- Back to back connector eliminates need for additional conduit runs

Applications

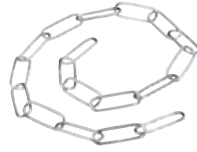
- Join j-boxes back to back in open wall spaces
- For use in a short raceway to connect j-boxes through conduit knockout openings

Standard Material

- Zinc die cast

Catalog Number	UPC	Size	Unit Carton	Ship Case	Weight/Case	A	B
141	10930	1/2"	50	500	40	1.12	.40
141A	10932	3/4"	25	250	24	1.12	.95

Fluorescent Chain Steel



Features

- Sold in one yard lengths

Applications

- Supports and suspends fixtures

Standard Material

- Steel

Catalog Number	UPC	Size	Unit Carton	Ship Case	Weight/Case	Workload Limits
FC1	20750	1 Yard lengths	1 yd.	100	35	50 Lbs.

Jack Chains Zinc Plated Steel



Features

- Light, standard and heavy gauge available

Applications

- Safe support for hanging linear and high bay fixtures

Standard Material

- Steel

Standard Finish

- Zinc plated

Catalog Number	UPC	Size	Unit Carton	Ship Case	Weight/Case	Workload Limits
298S	12500	12 Gauge - Standard	100 Ft. Spools	4	48	29 Lbs.

Perforated Banding Iron 20 Gauge - Steel



Features

- Eliminates need for fasteners

Applications

- Pair with Topaz Beam Clamps to install conduit

Standard Material

- Steel

Catalog Number	UPC	Size	Ship Case	Weight/Case	Hole Spacing
962	19570	3/4" x 10'	50	30	1/4" holes on 1/2" center

S Hooks Zinc Plated Steel



Features

- Manufactured from strong and resilient steel with zinc plating

Applications

- Multiple gauge thickness supports light to heavy duty workload requirements

Standard Material

- Steel

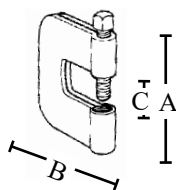
Standard Finish

- Zinc plated

Catalog Number	UPC	Size	Duty	Unit Carton	Ship Case	Weight/Case	A	Workload Limits
300	12510	14 Gauge	Light	100	1000	11	.96	16 Lbs.
300A	12520	12 Gauge	Medium	100	1000	15	1.23	29 Lbs.
300B	12525	10 Gauge	Heavy	100	1000	19	1.48	43 Lbs.

I-Beam Clamp

C Clamp - Steel



Features

- Clamp is tapped for rod

Applications

- Designed for vertical loads
- Use as a structural attachment to metal beams to support boxes, enclosures and fixtures

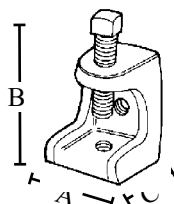
Standard Material

- Steel

Catalog Number	UPC	Size	Tapping	For EMT	Unit Carton	Ship Case	Weight/Case	A	B	C
126	10820	3/4"	3/8" - 16	1/2"	10	100	30	2.40	2.49	.73

Beam Clamps

Malleable Iron



Features

- Suitable for support of up to 600 lbs.
- Malleable iron body will not distort or slip when tightened

Applications

- Supports threaded rod, threaded bridle rings and electrical boxes

Standard Material

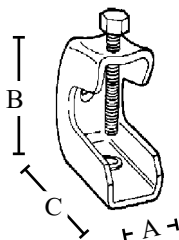
- Malleable iron

Standard Finish

- Zinc plated

Catalog Number	UPC	Jaw Opening	Tapping	Load Capacity	Ship Case	Weight/Case	A	B	C	Tighten Torque
122	10710	3/4"	1/4" - 20	125 Lbs.	50	11	1.13	1.40	1.39	60
123	10720	7/8"	3/8" - 16	300 Lbs.	50	23	1.99	1.755	1.89	125
123A	10721	3/4"	3/8" - 16	300 Lbs.	50	18	1.13	1.40	1.39	60
124	10730	1-1/8"	1/2" - 13	600 Lbs.	25	40	2.53	2.14	2.50	250

Steel



Features

- Single screw, 2 hole assembly

Applications

- Supports threaded rod, threaded bridle rings and electrical boxes
- Can replace pipe clamps on exposed metal
- Supports 50 to 100 lbs.

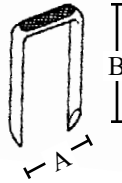
Standard Material

- Steel

Catalog Number	UPC	Jaw Opening	Tapping	Load Capacity	Ship Case	Weight/Case	A	B	C	Tighten Torque
122S	10740	11/16"	1/4" - 20	50 Lbs.	100	22	.92	1.40	1.63	60
123S	10750	1"	3/8" - 16	100 Lbs.	100	20	1.21	2.062	2.25	125

Cable Staples

1/2" - Steel



Catalog Number	UPC	Size	Unit Carton	Ship Case	Weight/Case	A	B
183	11440	1/2"	100	5000	25	.50	1
183i*	11441	1/2"	100	5000	26	.50	1
184	11450	1/2"	500	5000	25	.50	1
184i*	11442	1/2"	500	5000	26	.50	1
185	11460	1/2"	Bucket	5000	26	.50	1
185i*	11445	1/2"	Bucket	2500	13	.50	1

*Insulated

Features

- Strong resilient steel construction
- Select 1/2" sizes insulated

Applications

- For Cable Size:
 - Armored cable 14/2 & 14/3
 - Metal clad cable 14/2 & 14/3
 - Non-metallic sheathed 14/2 through 10/3
 - Underground feeder 14/2 & 12/2

Standard Material

- Steel

9/16" - Steel

Catalog Number	UPC	Size	Unit Carton	Ship Case	Weight/Case	A	B
193	11470	9/16"	100	5000	33	.5625	1.25
194	11480	9/16"	500	5000	31	.5625	1.25
195	11490	9/16"	Bucket	5000	35	.5625	1.25

Features

- Strong resilient steel construction

Applications

- For Cable Size:
 - Armored cable 14/2 through 10/3
 - Metal clad cable 14/2 through 10/3
 - Non-metallic sheathed 12/3 through 10/3
 - Underground feeder 14/3 & 12/3

Standard Material

- Steel

13/16" - Steel

Catalog Number	UPC	Size	Unit Carton	Ship Case	Weight/Case	A	B
196	11492	13/16"	100	5000	61	.82	1.40
197	11494	13/16"	500	5000	61	.82	1.40

Features

- Strong resilient steel construction

Applications

- For Cable Size:
 - Armored cable 8/3
 - Metal clad 8/3
 - Non-metallic sheathed 8/3 through 6/3
 - Underground feeder 10/3

Standard Material

- Steel

1-11/16" - Steel

Catalog Number	UPC	Size	Unit Carton	Ship Case	Weight/Case	A	B
186	11443	1-11/16"	100	1000	15	1.0625	1.4375

Features

- Strong resilient steel construction

Applications

- For Cable Size:
 - 4/3 SEU through 2/3 SER

Standard Material

- Steel

1-11/32" - Steel

Catalog Number	UPC	Size	Unit Carton	Ship Case	Weight/Case	A	B
198	11444	1-11/32"	100	1000	32	1.3438	1.875

Features

- Strong resilient steel construction

Applications

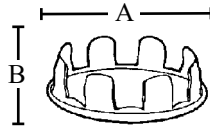
- For Cable Size:
 - 2/0 SEU and 2/0 SER

Standard Material

- Steel

Knockout Seals

Steel



Features

- Easily installs into unused box knockouts

Applications

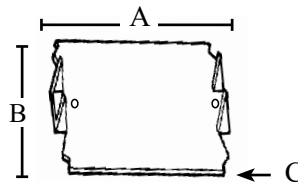
- Provides a safe barrier for the protection of exposed wires
- Suitable for standard, airtight and dust tight applications

Standard Material

- Steel

Catalog Number	UPC	Size	Unit Carton	Ship Case	Weight/Case	A	B
K050	20780	1/2"	100	1000	10	1.07	.37
K051	20790	3/4"	100	1000	20	1.24	.31
K052	20800	1"	50	500	9	1.48	.34
K053	20810	1-1/4"	50	500	10	1.80	.31
K054	20820	1-1/2"	50	500	20	2.22	.37
K055	20830	2"	10	100	5	2.68	.36

Nail Plate With Prongs



Features

- 16 gauge thickness
- Hammer on wood spikes at each end for easy and secure mounting

Applications

- Use to prevent screws and nails from damaging wires and pipes

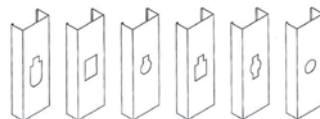
Standard Material

- Steel

Catalog Number	UPC	Size	Unit Carton	Ship Case	Weight/Case	A	B	C
187	11497	1-1/2" x 6" x 1/16"	---	100	49	6	1.50	.0625
187A	85541	3-1/2" x 6" x 1/16"	---	50	20	6	3.50	.0625
188	11498	1-1/2" x 5" x 1/16"	---	100	30	5	1.50	.0625
189	11500	1-1/2" x 2-1/2" x 1/16"	---	200	20	2.50	1.50	.0625
189B	11501	1-1/2" x 2-1/2" x 1/16"	50	200	20	2.50	1.50	.0625
189-100	11499	1-1/2" x 2-1/2" x 1/16"	---	100	20	2.50	1.50	.0625

Stud Grommets

6/6 Nylon



Common hole configurations in metal studs

Features

- Fits all stud hole sizes

Applications

- Universal metal stud grommets are used to protect wires from damage caused by sharp edges on metal studs
- Tool free installation, simply snap in over the many different hole configurations to allow full protection from sharp metal

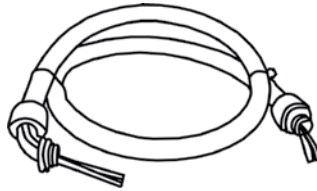
Standard Material

- 6/6 nylon

Catalog Number	UPC	Size	Ship Case	Weight/Case
45	14172	Universal	200	5

AC Whips

Non-Metallic



Features

- Liquidtight
- 240 Volt
- Single phase A/C seal proof power whip
- Assembled with all UL components
- Available in 1/2" and 3/4" conduit size
- 4' and 6' lengths, designed for easy installation
- Resists corrosion, oil, water, outdoor, and sunlight damage

Applications

- Connection between outside air conditioning unit and electrical power source; typically used to connect compressor to AC disconnect box

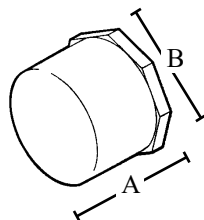
Standard Material

- Non-metallic

Catalog Number	UPC	Connectors	Conduit Size	Wire Type	Wires	Ship Case	Weight/Case	Length in Feet	Wire Size	Reducing Washer
ACW10	33782	1/2" ST. 1/2" 90°	1/2"	#10 Gauge Stranded THNN	1-Black, 1-Red, 1-Green	12	18	4	#10	1/2" x 3/4"
ACW11	33783	1/2" ST. 1/2" 90°	1/2"	#10 Gauge Stranded THNN	1-Black, 1-Red, 1-Green	12	23	6	#10	1/2" x 3/4"
ACW12	33778	3/4" ST. 3/4" 90°	3/4"	#8 Gauge Stranded THNN	1-Black, 1-Red, 1-Green	12	23	4	#8	3/4" x 1"
ACW13	33779	3/4" ST. 3/4" 90°	3/4"	#8 Gauge Stranded THNN	1-Black, 1-Red, 1-Green	12	31	6	#8	3/4" x 1"
ACW1412	85015	1/2" ST. 1/2" 90°	1/2"	#12 Solid	2-Black, 1-Green	24	28	4	#12	1/2" x 3/4"
ACW1612	85014	1/2" ST. 1/2" 90°	1/2"	#12 Solid	2-Black, 1-Green	24	38	6	#12	1/2" x 3/4"
ACW16124W	85016	1/2" ST. 1/2" 90°	1/2"	#12 Solid 4 Wire	1-Black, 1-Red, 1-Green, 1-White	24	20	6	#12	1/2" x 3/4"

All AC Whips include conduit, I-NM straight and I-NM 90° fitting and reducing washer.
All wire leads are 1 foot lead wire length at each end.

End Caps



Catalog Number	UPC	Size	Ship Case	Weight/Case	A	B
1081	23407	1/2"	100	2	1	1.0625
1082	23091	3/4"	100	4	1.25	1.3125
1083	23092	1"	50	4	1.4375	1.625
1084	23093	1-1/4"	25	2	1.50	2
1085	23094	1-1/2"	25	3	1.625	2.25
1086	23095	2"	50	8	1.75	2.75
1087	23096	2-1/2"	25	7	2.125	3.50
1088	23097	3"	25	13	2.25	4
1089	23098	3-1/2"	25	15	2.3125	4.625
1090	23099	4"	25	19	2.50	5.0625
1090A	23102	5"	25	12	2.50	6.125
1090B	23101	6"	10	19	3.3125	7.25

Features

- High tensile and impact strength
- Easy to install slip fit

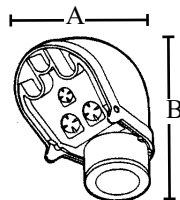
Applications

- Cap off pipe openings; allows access for future expansions or service
- Capping provides a finished look and inhibits damage from moisture and other elements

Standard Material

- PVC

Service Entrance Caps



Catalog Number	UPC	Size	Ship Case	Weight/Case	A	B
1111	23104	1/2"	10	2	3	3
1112	23105	3/4"	10	2	3	3
1113	23106	1"	20	4	3.50	3.50
1114	23107	1-1/4"	20	10	5.25	4.25
1115	23108	1-1/2"	20	20	6.75	5.75
1116	23109	2"	5	5	6.75	5.75
1117	23408	2-1/2"	5	21	14	9
1118	23111	3"	5	19	14	9
1119	23112	3-1/2"	5	42	---	---
1120	23113	4"	1	14	17	13.50

Features

- High tensile and impact strength
- Weather resistant

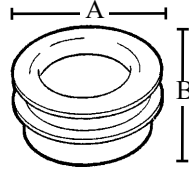
Applications

- Installed on a vertical conduit, usually outdoors, to receive open wires from an electrical service line
- Sometimes called a weather head, it prevents rainwater from entering the conduit

Standard Material

- PVC

End Bells



Features

- High tensile and impact strength
- Protects wiring being pulled through the vault wall

Applications

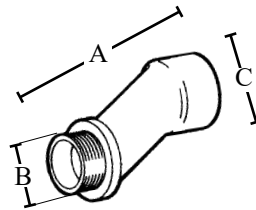
- Used in concrete vault walls to provide a smooth, safe entrance to the conduit outside

Standard Material

- PVC

Catalog Number	UPC	Size	Ship Case	Weight/Case	A	B
1121	23409	1/2"	100	2	1.25	.75
1122	23131	3/4"	100	3	1.50	1
1123	23132	1"	50	2	1.75	1.25
1124	23133	1-1/4"	50	4	2.125	1.3125
1125	23134	1-1/2"	50	5	2.50	1.5625
1126	23135	2"	40	5	2.8125	1.5625
1127	23436	2-1/2"	30	6	3.375	1.875
1128	23137	3"	50	19	4.125	2.0625
1129	23138	3-1/2"	50	13	4.625	2.25
1130	23139	4"	50	17	5.125	2.375
1130A	23372	5"	25	20	6.375	2.4375
1130B	23373	6"	15	18	7.375	2.875

Meter Offset



Features

- High tensile and impact strength
- An offset is needed to move the path of the conduit away from a wall into the holes of an electrical meter box

Applications

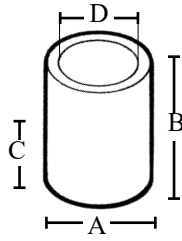
- Use to connect a conduit to a meter box

Standard Material

- PVC

Catalog Number	UPC	Size	Ship Case	Weight/Case	A	B	C
1094	23116	1-1/4"	15	3	3.50	1.625	2
1096	23117	2"	8	2	3.50	2.3125	2.1875

Couplings



Features

- The fitting consist of two female ends with a center stop
- Both pieces of pipe should seat at the stop for proper positioning

Applications

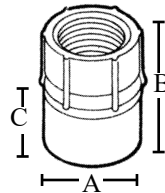
- A connector used to join lengths of conduit pipe

Standard Material

- PVC

Catalog Number	UPC	Size	Ship Case	Weight/Case	A	B	C	D
1011	23001	1/2"	200	6	1.0625	1.50	.625	.875
1012	23002	3/4"	125	6	1.3125	1.5625	.625	1.062
1013	23003	1"	70	6	1.625	2	1	1.3125
1014	23004	1-1/4"	40	5	2	2.125	1	1.6875
1015	23005	1-1/2"	30	5	2.25	2.375	1.125	1.9375
1016	23006	2"	40	5	2.6875	2.4375	1.25	2.375
1017	23007	2-1/2"	20	8	3.25	3.50	1.75	2.875
1018	23008	3"	40	25	4	3.875	1.8125	3.50
1019	23009	3-1/2"	30	23	4.125	4	1.9375	4
1020	23401	4"	20	20	5	4.1875	2	4.50
1020A	23011	5"	10	15	6.125	5.375	2.50	5.625
1020B	23012	6"	8	19	7.25	6.375	3	6.625

Female Adapters



Features

- The fitting consists of two female ends, one end is threaded and the other is solvent weld
- Both ends fit the same diameter conduit

Applications

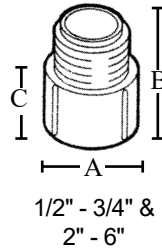
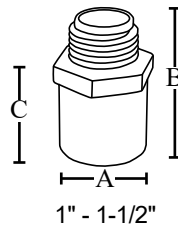
- A connector often used to transition threaded metal conduit to PVC conduit
- Can also be used to join PVC to PVC

Standard Material

- PVC

Catalog Number	UPC	Size	Ship Case	Weight/Case	A	B	C
1021	23013	1/2"	200	6	1	1.4375	.6875
1022	23014	3/4"	125	6	1.25	1.625	.6875
1023	23015	1"	70	5	1.5625	1.875	.875
1024	23016	1-1/4"	40	5	2	1.9375	.9375
1025	23017	1-1/2"	30	4	2.25	2.125	.9375
1026	23018	2"	40	7	2.6875	2.125	.9375
1027	23019	2-1/2"	20	7	3.3125	3	1.3125
1028	23402	3"	40	22	4	3.0625	1.25
1029	23021	3-1/2"	30	18	4.50	3	1.1875
1030	23022	4"	20	16	5	3.25	1.375
1030A	23023	5"	10	13	7.25	4.375	1.625
1030B	23024	6"	8	15	9.3125	7	2.25

Terminal Adapters



Features

- The fitting consists of one solvent weld female end and one threaded male end
- Both ends will fit the same diameter conduit

Applications

- A connector used to transition from plain end PVC conduit to a threaded metal or PVC female bell
- Can also be used to connect PVC conduit to a box or other threaded body with the use of a locknut (sold separately)

Standard Material

- PVC

Catalog Number	UPC	Size	Ship Case	Weight/ Case	A	B	C
1031	23025	1/2"	200	6	1.0625	1.6875	1.125
1032	23026	3/4"	125	6	1.25	1.75	1.1875
1033	23027	1"	70	5	2.1875	1.625	1.50
1034	23028	1-1/4"	40	4	2	2.125	1.3125
1035	23029	1-1/2"	30	3	2	2.0625	1.3125
1036	23403	2"	40	6	2.6875	2.1875	1.375
1037	23031	2-1/2"	20	7	3.3125	2.875	2
1038	23032	3"	40	18	3.9375	3	2.1875
1039	23033	3-1/2"	30	18	4.50	3.1875	2.5625
1040	23034	4"	20	15	5	3.4375	2.5625
1040A	23035	5"	10	14	6.25	4.75	3
1040B	23036	6"	8	10	7.3125	4.9375	2.6875

Poly Plugs



Features

- High tensile and impact strength
- Creates tight seal

Applications

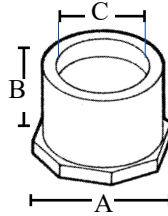
- Use threaded male end to close end of fitting; allows flexibility for future expansion or configuration changes

Standard Material

- PVC

Catalog Number	UPC	Size	Ship Case	Weight/ Case
1206	23142	2"	70	6
1207	23143	3"	70	10
1208	23144	4"	90	20
1208A	23145	5"	45	15
1208B	23146	6"	30	10

Reducers



Features

- Male and female elements of the bushing are solvent weld
- Flush style; suitable for underground use

Applications

- A bushing designed to fit into a bell end or female fitting to reduce from one diameter to the next smaller conduit diameter

Standard Material

- PVC

Catalog Number	UPC	Size	Ship Case	Weight/Case	A	B	C
1132	23081	3/4" x 1/2"	100	2	1.05	1	.852
1133	23082	1" x 3/4"	100	4	1.315	1.18	1.064
1134	23083	1-1/4" x 1"	50	4	1.66	1.42	1.33
1135	23084	1-1/2" x 1-1/4"	50	4	1.90	1.37	1.677
1136	23085	2" x 1-1/2"	25	5	2.375	1.60	1.918
1137	23086	2-1/2" x 2"	25	7	2.875	1.90	2.393
1138	23087	3" x 2-1/2"	25	10	3.50	2.25	2.89
1139	23088	4" x 3"	20	11	4.50	2.60	3.515
1140	23089	4" x 3-1/2"	20	9	4.50	2.60	4.015

Box Adapters



Features

- Easy installation – the cylinder end protrudes through a hole in the box wall and is solvent welded to a female fitting on the exterior of a box or enclosure

Applications

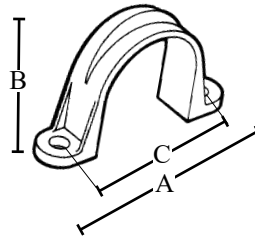
- Adapter can be used with the hub inside a box or enclosure

Standard Material

- PVC

Catalog Number	UPC	Size	Ship Case	Weight/Case
1211	23025	1/2"	100	2
1212	23026	3/4"	100	2
1213	23027	1"	100	4
1214	23028	1-1/4"	50	3
1215	23029	1-1/2"	50	3
1216	23030	2"	25	3
1217	23403	2-1/2"	10	2
1218	23032	3"	10	3
1219	23033	3-1/2"	10	4
1220	23034	4"	10	4

Two Hole Pipe Straps



Features

- Two hole construction enables greater load bearing capacity
- Holes in the feet of the strap for mounting with screws or nails

Applications

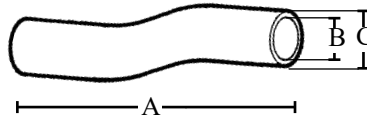
- A U-shaped conduit support device used to anchor conduit to interior or exterior surfaces
- Designed to handle the extra thickness of PVC conduit systems

Standard Material

- PVC

Catalog Number	UPC	Size	Ship Case	Weight/Case	A	B	C
1061	23063	1/2"	300	2	2.1875	1	1.6875
1062	23064	3/4"	200	2	2.50	1.25	2
1063	23065	1"	200	2	2.8125	1.50	2
1064	23066	1-1/4"	200	3	3.125	1.8125	2.50
1065	23067	1-1/2"	200	4	3.375	2.125	2.6875
1066	23068	2"	200	6	4	2.5625	3.3125
1067	23069	2-1/2"	100	7	5.50	3	4.5625
1068	23406	3"	100	8	6	3.5625	5.125
1070	23071	4"	100	9	7	4.625	6

PVC Offsets



Features

- High tensile and impact strength
- Non-conductive; will not rust or corrode

Applications

- Plain end section of conduit enables directional changes around obstacles and compensates for centerline differences in two conduit runs

Standard Material

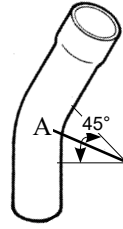
- PVC

Catalog Number	UPC	Size	Ship Case	Weight/Case	A	B	C
1101	23118	1/2"	25	3	6.375	.625	.875
1102	23119	3/4"	25	3	6.375	.75	1.0625

Special radius sizes available by request

45° Bell End Elbows

Schedule 40 PVC



Catalog Number	UPC	Size	Ship Case	Weight/Case	A Min. Radius
1251	23176	1/2"	50	5	4
1252	23177	3/4"	25	4	4.50
1253	23178	1"	25	7	5.75
1254	23179	1-1/4"	25	9	7.25
1255	23375	1-1/2"	20	11	8.25
1256	23181	2"	10	8	9.50
1257	23182	2-1/2"	20	30	10.50
1258	23183	3"	8	20	13
1259	23184	3-1/2"	5	15	15
1260	23185	4"	20	87	16
1260A	23186	5"	1	5	24
1260B	23187	6"	1	7	30

Features

- A section of Schedule 40 PVC conduit which has been heated and bent to enable a 45° directional change in a conduit run
- A standard conduit bell is formed on one end while the other end is a spigot (plain) end
- Both ends are solvent weld

Applications

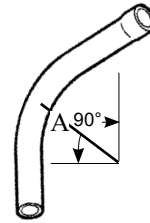
- Can be used above ground or buried; suitable for use in concrete encasement

Standard Material

- Schedule 40 PVC

90° Bell End Elbows

Schedule 40 PVC



Catalog Number	UPC	Size	Ship Case	Weight/Case	A Min. Radius
1241	23164	1/2"	50	7	4
1242	23165	3/4"	35	8	4.50
1243	23166	1"	20	8	5.75
1244	23167	1-1/4"	30	20	7.25
1245	23168	1-1/2"	30	25	8.25
1246	23169	2"	15	27	9.50
1247	23174	2-1/2"	18	41	10.50
1248	23171	3"	14	56	13
1249	23172	3-1/2"	12	64	15
1250	23173	4"	10	70	16
1250A	23174	5"	1	8	24
1250B	23175	6"	1	9	30

Features

- A section of Schedule 40 PVC conduit which has been heated and bent to enable a 90° directional change in a conduit run
- A standard conduit bell is formed on one end while the other end is a spigot (plain) end
- Both ends are solvent weld

Applications

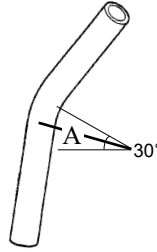
- Can be used above ground or buried; suitable for use in concrete encasement

Standard Material

- Schedule 40 PVC

30° Plain End Elbows

Schedule 40 PVC



Features

- A section of Schedule 40 PVC conduit which has been heated and bent to enable a 30° directional change in a conduit run
- Both ends of the bend are spigot (plain) end
- Both ends are solvent weld

Applications

- Can be used above ground or buried; suitable for use in concrete encasement

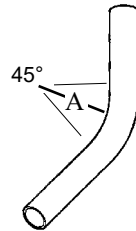
Standard Material

- Schedule 40 PVC

Catalog Number	UPC	Size	Ship Case	Weight/ Case	A Min. Radius
1261	23188	1/2"	50	6	4
1262	23189	3/4"	25	3	4.50
1263	23376	1"	20	4	5.75
1264	23191	1-1/4"	25	7	7.25
1265	23192	1-1/2"	20	9	8.25
1266	23193	2"	10	6	9.50
1267	23194	2-1/2"	20	24	10.50
1268	23195	3"	8	15	13
1269	23196	3-1/2"	5	26	15
1270	23197	4"	20	76	16
1270A	23198	5"	30	131	24
1270B	23199	6"	25	92	30

45° Plain End Elbows

Schedule 40 PVC



Features

- Both ends of the bend are spigot (plain) end
- Both ends are solvent weld

Applications

- Can be used above ground or buried; suitable for use in concrete encasement

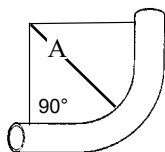
Standard Material

- Schedule 40 PVC

Catalog Number	UPC	Size	Ship Case	Weight/ Case	A Min. Radius
1051	23051	1/2"	50	5	4
1052	23052	3/4"	25	4	4.50
1053	23053	1"	20	5	5.75
1054	23054	1-1/4"	25	10	7.25
1055	23055	1-1/2"	20	11	8.25
1056	23056	2"	10	8	9.50
1057	23057	2-1/2"	20	30	10.50
1058	23058	3"	8	19	13
1059	23059	3-1/2"	5	16	15
1060	23405	4"	20	86	16
1060A	23061	5"	1	7	24
1060B	23062	6"	1	10	30

90° Plain End Elbows

Schedule 40 PVC



Features

- Longer radius than "standard" UL elbows
- Both ends of the bend are spigot (plain) end
- Both ends are solvent weld

Applications

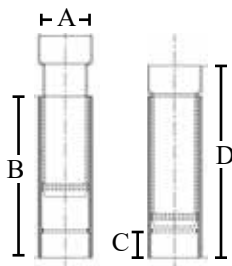
- Can be used above ground or buried; suitable for use in concrete encasement

Standard Material

- Schedule 40 PVC

Catalog Number	UPC	Size	Ship Case	Weight/Case	A Min. Radius
1041	23038	1/2"	50	8	4
1042	23039	3/4"	35	8	4.50
1043	23404	1"	20	8	5.75
1044	23041	1-1/4"	30	20	7.25
1045	23042	1-1/2"	30	25	8.25
1046	23043	2"	15	20	9.50
1047	23044	2-1/2"	18	44	10.50
1048	23045	3"	14	52	13
1049	23046	3-1/2"	12	60	15
1050	23047	4"	10	68	16
1050A	23048	5"	30	376	24
1050B	23049	6"	25	469	30

Two Piece Expansion Couplings



Features

- Meets NEMA TC 3 Requirements
- Seal is watertight

Applications

- For use with Schedule 40 & Schedule 80 PVC conduit
- Compensates for temperature related length changes in exposed applications

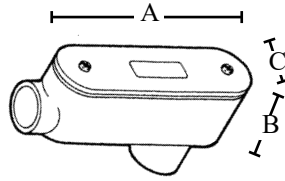
Standard Material

- PVC

Catalog Number	UPC	Size	Ship Case	Weight/Case	A	B	C	D
1071	23152	1/2"	25	9	.875	7	.6875	8.125
1072	23153	3/4"	10	4	1.0625	7	.875	8.125
1073	23154	1"	10	5	1.3125	7.0625	1	8.375
1074	23155	1-1/4"	5	4	1.6875	7.625	1	9
1075	23156	1-1/2"	5	5	1.9375	7.5625	1.125	9
1076	23157	2"	25	33	2.375	7.6875	1.1875	9.25
1077	23158	2-1/2"	12	43	2.875	1'	1.875	1' & 2.9375
1078	23159	3"	12	39	3.50	1'	1.875	1' & 2.3125
1079	23373	3-1/2"	9	49	4	1' & .375	2	1' & 2.875
1080	23161	4"	6	29	4.50	1' & .3125	2.125	1' & 2.875

Conduit Bodies

LB Type



Features

- Lightweight; enables easy installation in small areas
- Rectangular shaped conduit body with a removable cover
- One entrance hub at the opposite end in the back (floor)

Applications

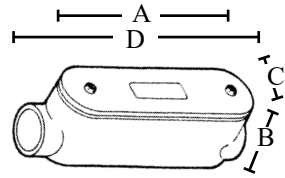
- Use for a change of direction of the conduit run with the back hub usually exiting through a wall

Standard Material

- PVC
- Screws - Zinc plated steel

Catalog Number	UPC	Size	Ship Case	Weight/Case	A	B	C
1141	23377	1/2"	25	5	4.1875	1.4375	1.3125
1142	23201	3/4"	15	4	4.9375	1.625	1.50
1143	23202	1"	10	4	5.875	2	1.75
1144	23203	1-1/4"	10	8	7.5625	2.375	2.50
1145	23204	1-1/2"	10	9	8.5625	2.75	2.625
1146	23205	2"	5	8	9.8125	3.375	3.125
1147	23206	2-1/2"	5	24	1' 3	4.5625	4.625
1148	23207	3"	5	25	1' 3.0625	4.5625	4.625
1149	23208	3-1/2"	4	26	1' 4.1875	5.50	5.625
1150	23209	4"	4	26	1' 4.1875	5.50	5.625

C Type



Features

- Rectangular shaped conduit body with a removable cover
- Conduit body contains two conduit hubs, one in each end wall

Applications

- Use as a connector in straight line installations that allow access for wire pulling and limited wire splices as approved by the National Electrical Code (NEC)

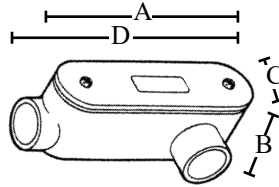
Standard Material

- PVC
- Screws - Zinc plated steel

Catalog Number	UPC	Size	Ship Case	Weight/Case	A	B	C	D
1181	23384	1/2"	25	5	4	1.50	1.3125	4.625
1182	23241	3/4"	15	4	4.625	1.6875	1.50	5.375
1183	23242	1"	10	4	5.375	2	1.75	6.5625
1184	23243	1-1/4"	10	7	7.1875	2.50	2.50	8.1875
1185	23244	1-1/2"	10	10	8	2.8125	2.625	9.25
1186	23245	2"	5	8	9.50	3.375	3.125	10.375
1187	23246	2-1/2"	5	22	1' .875	4.625	4.625	1' 7
1188	23247	3"	5	26	1' .875	4.625	4.625	1' 7
1189	23248	3-1/2"	4	15	1' 1.75	5.5625	5.5625	1' 8.375
1190	23249	4"	4	30	1' 1.875	5.5625	5.5625	1' 8.1875

Conduit Bodies

LL Type



Features

- Rectangular shaped conduit body with a removable cover
- Conduit body contains two conduit hubs
- Facing the cover side with the end wall hub pointing up, the second hub is in the left side wall at the opposite end of the fitting

Applications

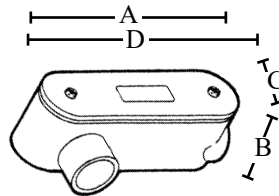
- Use for a 90° change of direction of the conduit run

Standard Material

- PVC
- Screws - Zinc plated steel

Catalog Number	UPC	Size	Ship Case	Weight/Case	A	B	C	D
1151	23381	1/2"	25	5	4.25	1.4375	1.3125	4
1152	23211	3/4"	15	4	4.9375	1.625	1.50	4.625
1153	23212	1"	10	4	6	2	1.75	5.375
1154	23213	1-1/4"	10	8	7.625	2.4375	2.4375	7.1875
1155	23214	1-1/2"	10	10	8.5625	2.8125	2.625	8
1156	23215	2"	5	8	9.875	3.4375	3.0625	9.50
1157	23216	2-1/2"	5	25	1' 2.9375	4.625	4.625	1' .75
1158	23217	3"	5	27	1' 3	4.625	4.625	1' .8125
1159	23218	3-1/2"	4	30	1' 4.1875	5.50	5.625	1' .8125
1160	23219	4"	4	29	1' 3.9375	5.50	5.625	1' .8125

LR Type



Features

- Rectangular shaped conduit body with a removable cover
- Conduit body contains two conduit hubs
- Facing the cover side with the end wall hub pointing up, the second hub is in the right side wall at the opposite end of the fitting

Applications

- Use for a 90° change of direction of the conduit run

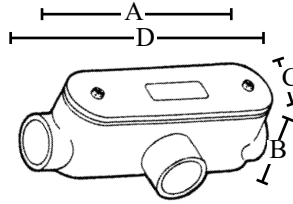
Standard Material

- PVC
- Screws - Zinc plated steel

Catalog Number	UPC	Size	Ship Case	Weight/Case	A	B	C	D
1161	23382	1/2"	25	5	4	1.4375	1.3125	4.25
1162	23221	3/4"	15	4	4.625	1.625	1.50	4.9375
1163	23222	1"	10	4	5.375	2	1.75	6
1164	23223	1-1/4"	10	8	7.1875	2.4375	2.4375	7.625
1165	23224	1-1/2"	10	10	8	2.8125	2.625	8.5625
1166	23225	2"	5	8	9.50	3.4375	3.0625	9.875
1167	23226	2-1/2"	5	25	1' .75	4.625	4.625	1' 2.9375
1168	23227	3"	5	27	1' .8125	4.625	4.625	1' 3
1169	23228	3-1/2"	4	29	1' .8125	5.50	5.625	1' 3.9375
1170	23229	4"	4	30	1' .8125	5.50	5.625	1' 4.1875

Conduit Bodies

T Type



Features

- Rectangular shaped conduit body with a removable cover
- Conduit body contains three conduit hubs, one in each end wall and one at 90° in the middle of the side wall

Applications

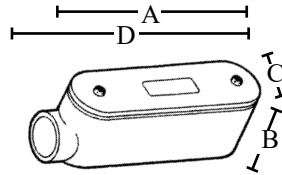
- Allows 3-way inline access in conduit systems

Standard Material

- PVC
- Screws - Zinc plated steel

Catalog Number	UPC	Size	Ship Case	Weight/ Case	A	B	C	D
1171	23383	1/2"	25	5	4	1.50	1.3125	4.625
1172	23231	3/4"	15	4	4.625	1.6875	1.50	5.375
1173	23232	1"	10	4	5.375	2	1.75	6.5625
1174	23233	1-1/4"	10	8	7.1875	2.50	2.50	8.1875
1175	23234	1-1/2"	10	10	8	2.8125	2.625	9.25
1176	23235	2"	5	8	9.50	3.375	3.125	10.375
1177	23236	2-1/2"	2	12	1' .875	4.625	4.625	1' 7
1178	23237	3"	2	7	1' .875	4.625	4.625	1' 7
1179	23238	3-1/2"	1	9	1' 1.75	5.5625	5.5625	1' 8.375
1180	23239	4"	1	9	1' 1.875	5.5625	5.5625	1' 8.1875

E Type



Features

- Rectangular shaped conduit body with a removable cover and one hub
- Conduit body contains one conduit hub for solvent cementing

Applications

- Stackable to most oblong bodies without cutting into existing system
- Use as a terminator body at the end of a conduit run

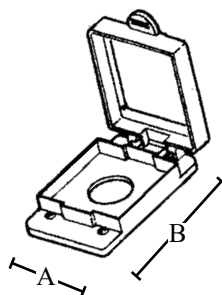
Standard Material

- PVC
- Screws - Zinc plated steel

Catalog Number	UPC	Size	Ship Case	Weight/ Case	A	B	C	D
1191	23385	1/2"	25	5	4	1.4375	1.3125	4.25
1192	23251	3/4"	15	4	4.625	1.625	1.50	4.9375
1193	23252	1"	10	4	5.375	2	1.75	6
1194	23253	1-1/4"	10	8	7.1875	2.4375	2.4375	7.625
1195	23254	1-1/2"	10	9	8	2.8125	2.625	8.5625
1196	23255	2"	5	8	9.50	3.4375	3.0625	9.875
1197	23256	2-1/2"	5	20	1' .75	4.625	4.625	1' 2.9375
1198	23257	3"	5	22	1' .8125	4.625	4.625	1' 3
1199	23258	3-1/2"	4	21	1' .8125	5.50	5.625	1' 4.1875
1199A	23259	4"	4	27	1' .8125	5.50	5.625	1' 3.9375

Receptacle Cover

Single



Features

- Spring loaded lid; weather seal gasket
- Weatherproof cover when closed
- Cover must be matched to the capacity size of the receptacle

Applications

- Fits a single receptacle; prevents damage from water and other elements

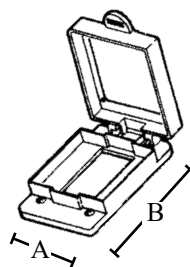
Standard Material

- PVC

Catalog Number	UPC	Size	Hole Diameter	Ship Case	Weight/Case	A	B
1317	23316	15 AMP	1.375	10	3	2.8125	4.5625
1318	23317	20 AMP	1.625	10	3	2.8125	4.5625
1319	23318	30 AMP	1.722	10	3	2.8125	4.5625
1320	23319	50 AMP	2.187	10	3	2.8125	4.5625

GFI Receptacle Cover

Single



Features

- Spring loaded lid; weather seal gasket
- Weatherproof cover when closed
- Cover must be matched to the capacity size of the receptacle

Applications

- Fits a single gang FS type box and covers a standard ground fault interrupter receptacle

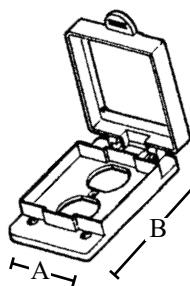
Standard Material

- PVC

Catalog Number	UPC	Ship Case	Weight/Case	A	B
1321	23320	10	3	2.8125	4.5625

Duplex Receptacle Cover

Single



Features

- Spring loaded lid; weather seal gasket
- Weatherproof cover when closed
- Cover must be matched to the capacity size of the receptacle

Applications

- Fits a single gang FS type box and covers a standard ground fault interrupter receptacle

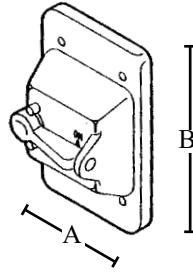
Standard Material

- PVC

Catalog Number	UPC	Ship Case	Weight/Case	A	B
1323	23322	10	3	2.8125	4.5625

Toggle Switch Cover

Single



Features

- Weatherproof cover fits a single gang FS type box

Applications

- Toggle arm operates a standard 115 volt single or double pole switch which is completely enclosed

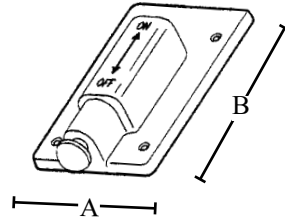
Standard Material

- PVC

Catalog Number	UPC	Ship Case	Weight/Case	A	B
1316	23315	10	2	2.8125	4.5625

Plunger Switch Cover

Single



Features

- Weatherproof cover fits a single gang FS type box

Applications

- Plunger operates a standard single or double pole 115 volt switch which is completely enclosed

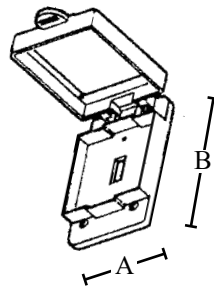
Standard Material

- PVC

Catalog Number	UPC	Ship Case	Weight/Case	A	B
1326	23325	10	3	2.8125	4.5625

Switch Cover

Single



Features

- Weatherproof cover when closed

Applications

- Fits a single gang FS type box and covers a single or double pole standard 115 volt switch

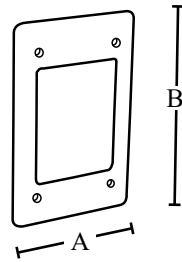
Standard Material

- PVC

Catalog Number	UPC	Ship Case	Weight/Case	A	B
1315	23314	10	3	2.8125	4.5625

Blank Cover

Single



Catalog Number	UPC	Ship Case	Weight/Case	A	B
1313	23393	50	6	2.875	4.5625

Features

- Companion to Topaz single PVC boxes
- Rust proof; corrosion resistant

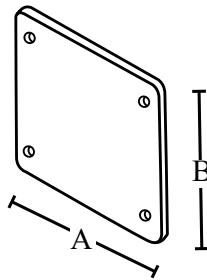
Applications

- For use with a single gang FS type box

Standard Material

- PVC

Double



Catalog Number	UPC	Ship Case	Weight/Case	A	B
1314	23313	25	5	4.5625	4.5625

Features

- Companion to Topaz double PVC boxes
- Rust proof; corrosion resistant

Applications

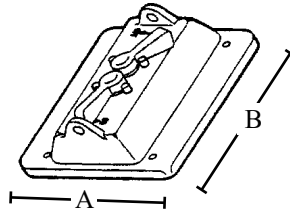
- For use with a double gang FS type box

Standard Material

- PVC

Two Toggle Switch Cover

Double



Features

- Weatherproof when closed
- Easy to access toggle arms operate the enclosed switches

Applications

- Fits double gang FB box that encloses 2 single or double pole 115 volt standard switches

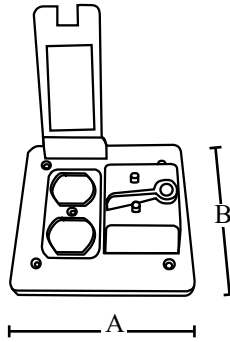
Standard Material

- PVC

Catalog Number	UPC	Ship Case	Weight/Case	A	B
1324	23323	10	3	4.5625	4.5625

Duplex & Toggle Switch Cover

Double



Features

- Spring loaded lid; weather seal gasket
- Weatherproof cover when closed
- Cover must be matched to the capacity size of the receptacle

Applications

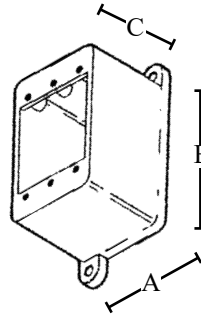
- Fits a double gang FS type box and covers a standard ground fault interrupter receptacle
- Covers 1 single or double pole 115 volt switch & 1 standard 115 volt duplex receptacle

Standard Material

- PVC

Catalog Number	UPC	Ship Case	Weight/Case	A	B
1325	23324	10	3	4.5625	4.5625

FD Type Box Blank - Single



Catalog Number	UPC	Ship Case	Weight/Case	A	B	C
1281	23391	10	4	2.875	4.5625	2.375

Features

- Mounting feet enable easy installation
- Accommodates standard covers and accessories

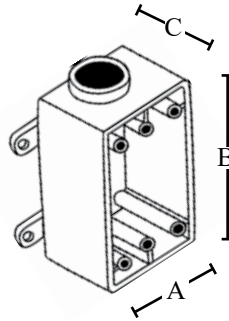
Applications

- Commonly used for tele-communications applications
- Use for terminations where hub requirements vary

Standard Material

- PVC

FSE Type Boxes Single



Catalog Number	UPC	Size	Ship Case	Weight/Case	A	B	C
1282	23281	1/2"	10	5	2.875	4.5625	2.375
1283	23282	3/4"	10	5	2.875	4.5625	2.375
1284	23283	1"	10	4	2.875	4.5625	2.375

Features

- Mounting feet enable easy installation
- Accommodates standard covers and accessories
- Surface mounted electrical box which has only one conduit entrance hub with no outlet hub

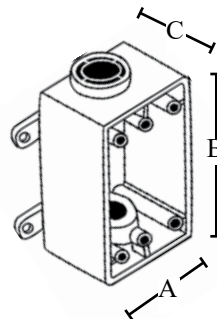
Applications

- Use for dead end terminations

Standard Material

- PVC

FSC Type Boxes Single



Catalog Number	UPC	Size	Ship Case	Weight/Case	A	B	C
1288	23287	1/2"	10	5	2.875	4.5625	2.375
1289	23288	3/4"	10	5	2.875	4.5625	2.375
1290	23289	1"	10	5	2.875	4.5625	2.375

Features

- Mounting feet enable easy installation
- Accommodates standard covers and accessories
- Surface mounted electrical box which has one conduit entrance hub in each of the two short walls of the box

Applications

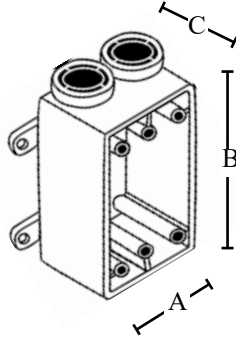
- Use for straight line conduit runs, splices and through terminations
- Uses single gang electrical device cover

Standard Material

- PVC

FSS Type Boxes

Single



Catalog Number	UPC	Size	Ship Case	Weight/Case	A	B	C
1294	23293	1/2"	10	5	2.875	4.5625	2.375
1295	23294	3/4"	10	5	2.875	4.5625	2.375
1296	23295	1"	10	4	2.875	4.5625	2.375

Features

- Mounting feet enable easy installation
- Accommodates standard covers and accessories
- Surface mounted electrical box which has two conduit entrance hubs on one short wall of the box only

Applications

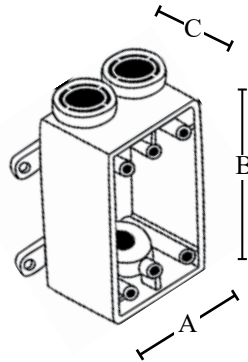
- Use for straight line conduit runs, splices and for multiple dead end circuit terminations
- Ideal when additional support is required for stub ups
- Uses single gang electrical device cover

Standard Material

- PVC

FSCC Type Boxes

Single



Catalog Number	UPC	Size	Ship Case	Weight/Case	A	B	C
1301	23299	1/2"	10	5	2.875	4.5625	2.375
1302	23300	3/4"	10	5	2.875	4.5625	2.375
1303	23301	1"	10	4	2.875	4.5625	2.375

Features

- Mounting feet enable easy installation
- Accommodates standard covers and accessories
- Surface mounted electrical box that has two conduit entrance hubs in one wall of the box and one hub in the opposite wall

Applications

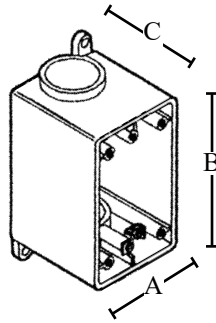
- Use for straight line conduit runs, splices and multiple through terminations
- Ideal when additional support is required for stub ups
- Uses single gang electrical device cover

Standard Material

- PVC

FDC Type Boxes

Single



Catalog Number	UPC	Size	Ship Case	Weight/Case	A	B	C
1307	23306	1/2"	10	6	2.875	4.5625	3
1308	23307	3/4"	10	6	2.875	4.5625	3
1309	23308	1"	10	5	2.875	4.5625	3

Features

- Surface mounted electrical box with grounding lug has one conduit entrance hub in each of the two short walls of the box

Applications

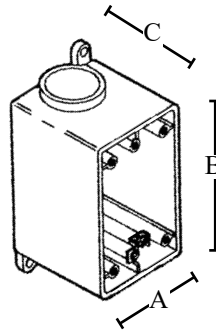
- Use for straight line conduit runs and splices
- Uses single gang electrical device cover

Standard Material

- PVC

FDS Type Boxes

Single



Catalog Number	UPC	Size	Ship Case	Weight/Case	A	B	C
1310	23309	1/2"	10	4	2.875	4.5625	3
1311	23310	3/4"	10	6	2.875	4.5625	3
1312	23311	1"	10	5	2.875	4.5625	3

Features

- Surface mounted electrical box with grounding lug has one conduit hub on short wall side

Applications

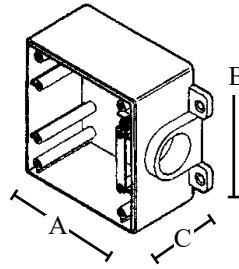
- Use for straight line conduit runs and splices
- Uses single gang electrical device cover

Standard Material

- PVC

FSE Type Boxes

Double



Features

- Mounting feet enable easy installation
- Accommodates standard covers and accessories
- Surface mounted electrical box which has only one conduit entrance hub with no outlet hub

Applications

- Use for dead end terminations
- Uses double gang device covers

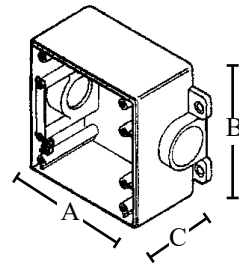
Standard Material

- PVC

Catalog Number	UPC	Size	Ship Case	Weight/Case	A	B	C
1285	23284	1/2"	5	3	4.5625	4.5625	2.375
1286	23285	3/4"	5	3	4.5625	4.5625	2.375
1287	23286	1"	5	3	4.5625	4.5625	2.375

FSC Type Boxes

Double



Features

- Mounting feet enable easy installation
- Accommodates standard covers and accessories
- Surface mounted electrical box which has one conduit entrance hub in each of the two opposite walls of the box

Applications

- Use for straight line conduit runs, splices and through terminations
- Uses double gang electrical device cover

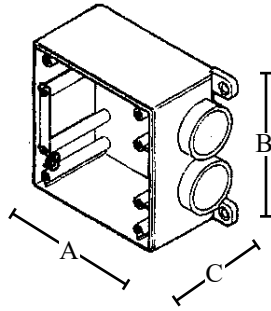
Standard Material

- PVC

Catalog Number	UPC	Size	Ship Case	Weight/Case	A	B	C
1291	23392	1/2"	5	4	4.5625	4.5625	2.375
1292	23291	3/4"	5	4	4.5625	4.5625	2.375
1293	23292	1"	5	3	4.5625	4.5625	2.375

FSS Type Boxes

Double



Catalog Number	UPC	Size	Ship Case	Weight/Case	A	B	C
1297	23296	1/2"	5	4	4.5625	4.5625	2.375
1298	23297	3/4"	5	3	4.5625	4.5625	2.375
1299	23298	1"	5	3	4.5625	4.5625	2.375

Features

- Detachable mounting feet enable easy installation
- Accommodates standard covers and accessories
- Surface mounted electrical box which has two conduit entrance hubs on one wall of the box only

Applications

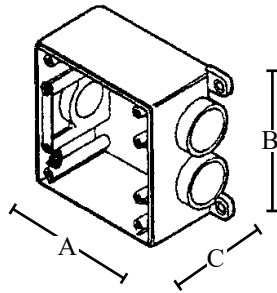
- Use for straight line conduit runs, splices and for multiple dead end circuit terminations
- Ideal when additional support is required for stub ups
- Uses double gang electrical device cover

Standard Material

- PVC

FSCC Type Boxes

Double



Catalog Number	UPC	Size	Ship Case	Weight/Case	A	B	C
1304	23302	1/2"	5	4	4.5625	4.5625	2.375
1305	23303	3/4"	5	4	4.5625	4.5625	2.375
1306	23304	1"	5	3	4.5625	4.5625	2.375

Features

- Mounting feet enable easy installation
- Accommodates standard covers and accessories
- Surface mounted electrical box that has two conduit entrance hubs in one wall of the box and one hub in the opposite wall

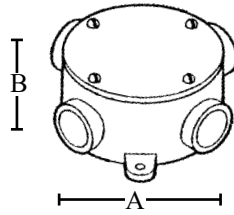
Applications

- Use for straight line conduit runs, splices and multiple through terminations
- Ideal when additional support is required for stub ups
- Uses double gang electrical device cover

Standard Material

- PVC

Round Junction Box



Features

- NEMA 4/4x rated
- A 4" round enclosure with four entrance hubs which can be surface mounted to a wall or ceiling

Applications

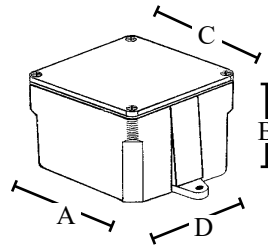
- Use to terminate a conduit run or join two to four conduits at a common point; allows space for wire splices
- Four screws secure a blank cover and gasket to the box

Standard Material

- PVC
- Screws - Zinc plated steel

Catalog Number	UPC	Size	Ship Case	Weight/Case	A	B
1239	23275	1/2" & 3/4"	15	10	4.0625	1.875

Junction Boxes



E364012

Features

- NEMA 3 rated where indicated
- A surface mounted enclosure without entrance hubs which allows multiple conduits to be connected and wire splices made within

Applications

- Appropriate round hole for conduit entrance must be cut
- Male adapters or box adapters may be used to secure conduit to the box
- May be concrete encased or buried (not warranted or listed to be watertight for all circumstances)

Standard Material

- PVC
- Screws - Zinc plated steel

Catalog Number	UPC	Inside Dimension	Ship Case	Weight/Case	A	B	C	D
1221*	23387	4" x 4" x 2"	10	7	4.375	2.375	4.375	4.375
1222*	23261	4" x 4" x 4"	10	11	4.25	4.375	4.25	4.25
1223*	23262	4" x 4" x 6"	10	15	4.25	6.3125	4.25	4.25
1224*	23263	5" x 5" x 2"	10	9	5.25	2.3125	5.25	5.25
1225*	23388	6" x 6" x 4"	10	23	6.375	4.375	6.75	6.375
1226*	23265	6" x 6" x 6"	5	14	6.375	6.3125	6.6875	6.375
1227*	23266	8" x 8" x 4"	5	18	8.50	4.50	8.875	8.50
1228	23267	8" x 8" x 6"	4	18	8.3125	6.4375	9	8.3125
1229*	23268	8" x 8" x 7"	4	21	8.75	7.75	9	8.75
1230*	23269	12" x 12" x 4"	2	14	12.50	4.4375	12.875	12.50
1231*	23389	12" x 12" x 6"	2	18	12.375	6.50	12.875	12.375
1232*	23271	16" x 14" x 6"	1	12	16.75	6.75	17.125 x 15.125	14.75
1233**	23272	24" x 18" x 8"	1	23	24.125	8.25	24.25 x 18.75	18.25
1234†	23273	24" x 24" x 8"	1	36	24.25	8.25	24.1875	24.25
1235†	23274	36" x 24" x 8"	1	34	24.25	8.25	24.25 x 36.25	36.25

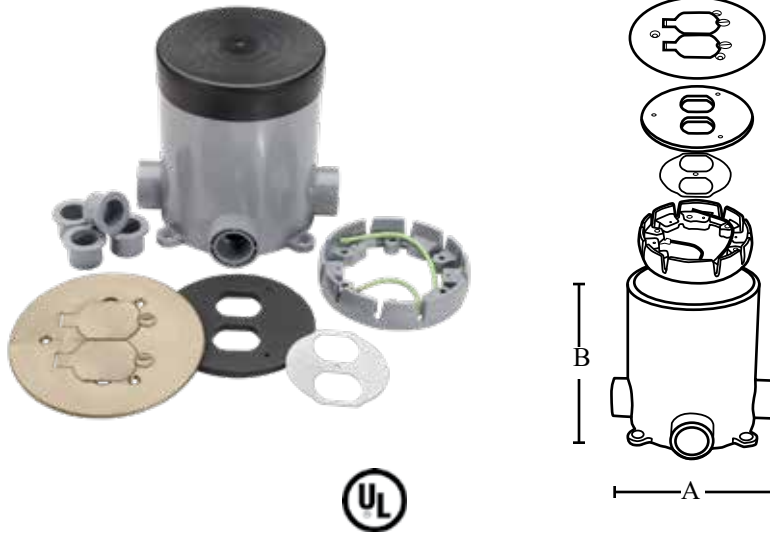
* NEMA 3 rated

** UL listed with only a Type 1 NEMA rating

† Not UL listed

Duplex Boxes & Cover

Single



Features

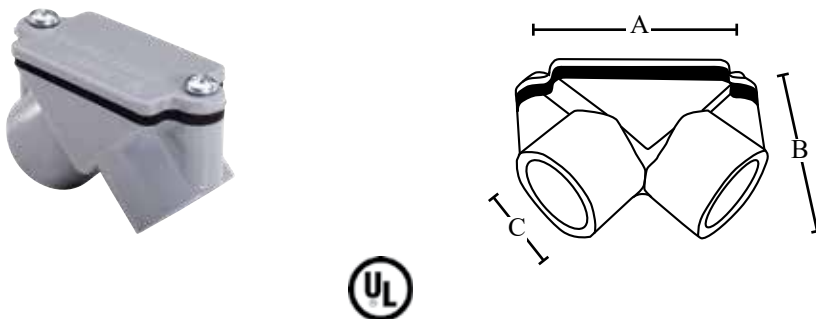
- Round , non-metallic PVC drop in box
- Bronze colored cover
- Includes reducers; corrosion resistant hardware

Applications

- Non-multi-functional floor box can be used for power, data, or communications
- Easy trim out
- Accommodates concrete pours of different thickness

Catalog Number	UPC	Ship Case	Weight/ Case	A	B
1236	23276	9	18	6.4375	6
Floor base box (4)-3/4" hubs, (4)-3/4"-1/2" reducers, level ring & pour cover					
1237	23277	9	17	6.4375	6
Floor base box (2)-3/4" hubs, (2)-1" hubs (2)-3/4"-1/2" reducers, level ring & pour cover					
1238	23278	10	3	---	---
PVC-Duplex cover bronze					

Pull Elbows



Features

- Meets NEMA TC 3 requirements

Applications

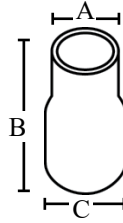
- Enables sharp 90° turns in conduit where wires must be continuously pulled around the turn
- Smooth, defect free interior ensures wires will not be damaged from abrasion
- Not used for wire splices

Standard Material

- PVC
- Gasket - Closed cell rubber
- Screws - Zinc plated steel

Catalog Number	UPC	Size	Ship Case	Weight/ Case	A	B	C
1091	23114	1/2"	75	7	2.125	1.50	.875
1092	23115	3/4"	50	6	2.50	1.625	1.0625

Swedged Reducer



Features

- Belled and spigot (plain) end
- Durable, corrosion resistant construction

Applications

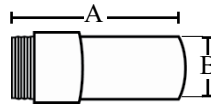
- Use to reduce diameter from one value to its next smaller conduit diameter
- Meets NEMA TC 3

Standard Material

- PVC

Catalog Number	UPC	Size	Ship Case	Weight/Case	A	B	C
1480	82522	2-1/2" x 2"	20	20	2.375	6.625	2.89
1481	82523	3" x 2"	25	15	2.375	7.125	3.515
1482	82524	3" x 2-1/2"	25	23	2.875	7.50	3.515
1483	82525	4" x 3"	15	17	3.50	7.375	4.515
1484	82526	5" x 4"	8	20	4.50	11.625	5.593
1485	82527	6" x 5"	4	13	5.563	11.50	6.658

Expansion Joint Meter Riser



Features

- Slip fit
- Male and spigot (plain) end

Applications

- Expansion joint allow for temperature related expansions and contractions avoiding system damage

Standard Material

- PVC

Catalog Number	UPC	Size	Ship Case	Weight/Case	A	B
1486	50106	2"	16	31	26.625	2.375
1487	50108	2-1/2"	12	51	23.6875	3.375
1488	50109	3"	12	46	24	4
1490	50110	4"	10	60	25	5.125

Sealing Washer



Features

- High tensile and impact strength
- Industrial grade

Applications

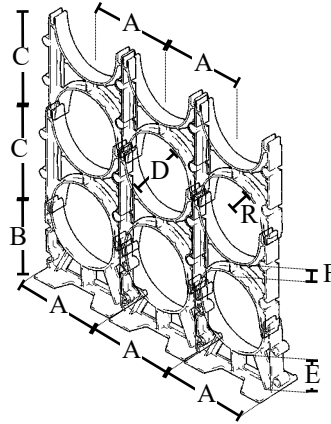
- Use with terminal adapters for concrete tight connection

Standard Material

- PVC

Catalog Number	UPC	Size	Ship Case	Weight/Case
1371	23395	1/2"	150	2
1372	23363	3/4"	125	2
1373	23364	1"	100	2
1374	23365	1-1/4"	50	2
1375	23366	1-1/2"	25	2
1376	23367	2"	50	2

Intermediate Spacers



Features

- Resistant to extreme temperature fluctuations
- Available in 16 sizes
- Snap lock design for fast field assembly
- Stays firmly in place during fill
- Heavy duty strut evenly distributes load

Applications

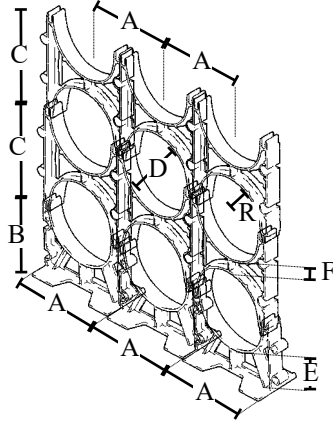
- Support duct arrays within trenching before encasement
- For use with Topaz Base Spacer

Standard Material

- High impact polymers

Catalog Number	UPC	Spacer Size	Ship Case	Weight/Case	A	B	C	D	E	F	R
1331	23326	4 x 1"	200	46	5.63	4.06	5.63	4.63	3	1	2.315
1332	23327	2 x 1-1/2"	500	50	3.975	4.25	3.985	2.5	3	1.5	1.25
1333	23328	3 x 1-1/2"	250	35	5.13	4.81	5.13	3.63	3	1.5	1.815
1334	23329	4 x 1-1/2"	180	49	6.13	5.315	6.13	4.63	1.75	1.5	2.315
1335	23330	5 x 1-1/2"	140	35	7.325	5.9	7.325	5.69	3	1.5	2.845
1336	23331	6 x 1-1/2"	100	28	8.23	6.375	8.25	6.75	3	1.5	3.375
1337	23332	2 x 2"	325	36	4.46	4.25	4.46	2.5	3	1.5	1.25
1338	23333	3 x 2"	225	35	5.63	4.81	5.63	3.63	3	2	1.815
1339	23334	4 x 2"	160	37	6.61	5.315	6.63	4.63	3	2	2.315
1340	23335	5 x 2"	100	36	7.833	5.9	7.83	5.69	3	2	2.845
1341	23336	6 x 2"	100	31	8.73	6.375	8.73	6.75	3	2	3.375
1342	23337	2 x 3"	275	39	5.465	4.255	5.46	2.5	3	3	1.25
1343	23338	3 x 3"	160	30	6.63	4.81	6.63	3.63	3	3	1.815
1344	23339	4 x 3"	125	33	7.61	5.315	7.625	4.63	3	3	2.315
1345	23340	5 x 3"	90	28	8.69	5.9	8.69	5.69	3	3	2.845
1346	23341	6 x 3"	75	26	9.79	6.375	9.75	6.75	3	3	3.375

Base Spacers



Features

- Proven base plate design maintains consistent vertical separation between trench floor and first duct tier
- Two-piece interlock design eliminates banding
- Resistant to extreme temperature fluctuations
- Available in 16 sizes
- Snap lock design for fast field assembly
- Stays firmly in place during fill
- Heavy duty strut evenly distributes load

Applications

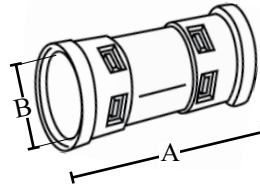
- Support duct arrays within trenching before encasement
- For use with Topaz Intermediate Spacers

Standard Material

- High impact polymers

Catalog Number	UPC	Spacer Size	Ship Case	Weight/Case	A	B	C	D	E	F	R
1347	23342	4 x 1"	250	50	5.63	4.06	5.63	4.63	3	1	2.315
1348	23343	2 x 1-1/2"	450	65	3.975	4.25	3.985	2.5	3	1.5	1.25
1349	23344	3 x 1-1/2"	250	48	5.13	4.81	5.13	3.63	3	1.5	1.815
1350	23345	4 x 1-1/2"	180	47	6.13	5.315	6.13	4.63	1.75	1.5	2.315
1351	23346	5 x 1-1/2"	140	43	7.325	5.9	7.325	5.69	3	1.5	2.845
1352	23347	6 x 1-1/2"	100	33	8.23	6.375	8.25	6.75	3	1.5	3.375
1353	23348	2 x 2"	325	48	4.46	4.25	4.46	2.5	3	1.5	1.25
1354	23349	3 x 2"	225	44	5.63	4.81	5.63	3.63	3	2	1.815
1355	23350	4 x 2"	180	47	6.61	5.315	6.63	4.63	3	2	2.315
1356	23351	5 x 2"	100	32	7.833	5.9	7.83	5.69	3	2	2.845
1357	23352	6 x 2"	100	34	8.73	6.375	8.73	6.75	3	2	3.375
1358	23353	2 x 3"	300	48	5.465	4.255	5.46	2.5	3	3	1.25
1359	23354	3 x 3"	190	41	6.63	4.81	6.63	3.63	3	3	1.815
1360	23355	4 x 3"	150	43	7.61	5.315	7.625	4.63	3	3	2.315
1361	23356	5 x 3"	90	30	8.69	5.9	8.69	5.69	3	3	2.845
1362	23357	6 x 3"	90	32	9.79	6.375	9.75	6.75	3	3	3.375

ENT Couplings



Catalog Number	UPC	Size	Ship Case	Weight/Case	A	B
1491	82528	1/2"	200	6	1.40	.86
1492	82529	3/4"	200	9	2.035	1.06
1493	82530	1"	100	6	2.35	1.33
1494	87187	1-1/4"	30	4	2.93	1.69
1495	87188	1-1/2"	30	3	2.495	1.93
1496	87189	2"	20	5	2.35	2.41

Features

- Snap in
- Impact resistant
- Concrete tight, requiring no solvent welding or tape around the connections
- Rated for 175 lbs pull out resistance
- Approved for use in noncombustible 2 hour and 4 hour fire-rated floor/ceiling assemblies
- Meets all UL and CSA requirements

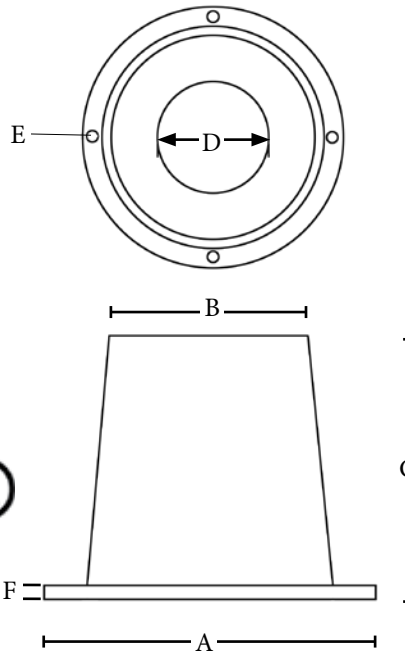
Applications

- For use with Topaz ENT Flexible Conduit in residential, commercial or institutional applications

Standard Material

- Impact resistant PVC

ENT Stubby



Catalog Number	UPC	Size	Ship Case	Weight/Case	A	B	C	D	E	F
1631	83804	1/2"	150	4	2.48	1.45	1.60	.84	.12	.08
1632	83805	3/4"	150	7	2.48	1.45	1.60	1.05	.12	.08
1633	83806	1"	200	14	3.64	2.15	1.60	1.32	.12	.08

Features

- Threaded
- Impact resistant
- Concrete tight, requiring no solvent welding or tape around the connections
- Rated for 175 lbs pull out resistance
- Approved for use in noncombustible 2 hour and 4 hour fire-rated floor/ceiling assemblies
- Meets all UL and CSA requirements

Applications

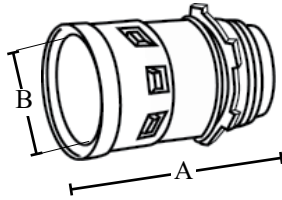
- For use with Topaz ENT Flexible Conduit in residential, commercial or institutional applications

Standard Material

- Impact resistant PVC

ENT Terminal Adapters

Threaded



Catalog Number	UPC	Size	Ship Case	Weight/Case	A	B
1511	82531	1/2"	200	6	1.045	.86
1512	82532	3/4"	200	9	1.105	1.06
1513	82533	1"	100	7	1.22	1.33
2514	87190	1-1/4"	30	3	2.19	1.69
2515	87191	1-1/2"	30	4	1.96	1.93
2516	87192	2"	20	5	1.89	2.40

Features

- Threaded male end
- Concrete-tight, requiring no solvent welding or tape around the connections
- Unique six locking tab design has a pull-out resistance of up to 175 lbs
- Approved for noncombustible 2 hr. & 4 hr. fire-rated floor/ceiling assemblies
- Impact resistant; rust proof

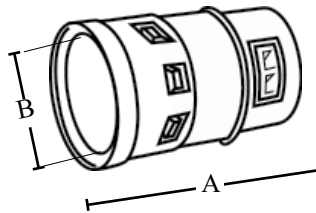
Applications

- Use to join tubing to ENT box or fitting
- For use with other ENT fittings that accept a male thread and locknut

Standard Material

- Impact resistant PVC

Snap-In



Catalog Number	UPC	Size	Ship Case	Weight/Case	A	B
1611	82534	1/2"	200	4	1.045	.86
1612	82535	3/4"	200	6	1.105	1.06
1613	82536	1"	100	5	1.22	1.33

Features

- Double snap
- Concrete-tight, requiring no solvent welding or tape around the connections
- Unique six locking tab design has a pull-out resistance of up to 175 lbs
- Approved for noncombustible 2 hr. & 4 hr. fire-rated floor/ceiling assemblies
- Impact resistant; rust proof

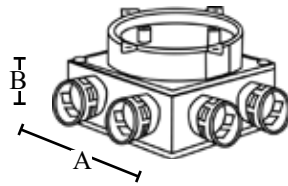
Applications

- For use with Topaz ENT Flexible Conduit in residential, commercial or institutional applications
- Male and female ends of coupling secure fitting to tubing

Standard Material

- Impact resistant PVC

ENT Slab Box with Connectors



Features

- Non-conductive, impact and corrosion resistant
- Concrete tight

Applications

- Ideal for tough wall poured environments

Standard Material

- PVC

Catalog Number	UPC	Knockouts	Ship Case	Weight/Case	A	B
1636	83800	8 x 3/4"	25	16	4	2.56
1637	83801	4 x 1/2" & 4 x 3/4"	25	18	4	2.56

Conduit Cement



Features

- Cold weather formula for faster setting
- Medium body, medium set clear cement

Applications

- For use on duct and conduit PVC pipe
- Secure, long lasting bonds
- Quick curing time

Catalog Number	UPC	Size	Ship Case	Weight/Case
1327	23358	1/2 Pint	24	15
1328	23359	Pint	12	12
1329	23360	Quart	12	27
1364	83767	Quart - cold weather	12	27

PVC Primer/Cleaner



Features

- Pint and quart sizes available
- Multi use primer and cleaner

Applications

- Removes dirt, oils and other contaminants from the surface of PVC pipes to promote more secure solvent welds

Catalog Number	UPC	Size	Ship Case	Weight/Case
1328P	81877	Pint	12	12
1329P	81875	Quart	12	23

ENT Conduit Coils



Features

- Electrical Nonmetallic Tubing (ENT) coils
- UV rated
- Suitable for concrete encasement
- Pull resistant
- Fire resistant
- Impact resistant
- Flexible enough to be bent by hand, tough enough to withstand crushing and breaking

Applications

- Can be installed and concealed in floors, walls and ceilings
- May be installed and exposed in areas not subject to physical damage and where the building does not exceed three floors above grade

Standard Material

- Heavy duty impact resistant PVC

Catalog Number	UPC	Size	Feet Per Coil	Feet Per Pack	Weight/Case	Inches	
						Inner Diameter	Outer Diameter
1621	82537	1/2"	200	400	19	.578	.84
1622	82538	3/4"	100	200	13	.778	1.05
1623	82539	1"	100	100	17	1	1.315

Reels



Features

- Electrical Nonmetallic Tubing (ENT) reels
- UV rated
- Suitable for concrete encasement
- Pull resistant
- Fire resistant
- Impact resistant
- Flexible enough to be bent by hand, tough enough to withstand crushing and breaking

Applications

- Can be installed and concealed in floors, walls, and ceilings
- May be installed and exposed in areas not subject to physical damage and where the building does not exceed three floors above grade

Standard Material

- Heavy duty impact resistant PVC

Catalog Number	UPC	Size	Feet Per Reel	Feet Per Pack	Weight/Case	Inches	
						Inner Diameter	Outer Diameter
1621R	83682	1/2"	1500	1500	187	.578	.84
1622R	83680	3/4"	1000	1000	167	.778	1.05
1623R	83681	1"	750	750	158	1	1.315
1624R	86971	1 1/4"	1000	1000	254	1.345	1.66
1625R	86849	1 1/2"	750	750	252	1.574	1.90
1626R	86973	2"	500	500	240	2.025	2.375

PVC Rigid Special Radius Elbows

Schedule 40 PVC



Features

- Cleanly finished with plain spigot (plain) ends
- High tensile and impact strength

Applications

- Enable connections between straight lengths of pipe; sizes available to accommodate almost any design configuration change

Standard Material

- Schedule 40 PVC

Catalog Number	UPC	Size	Ship Case	Weight/Case
1377	50001	1" x 90° x 18"	1	1
1378	50002	1" x 90° x 24"	1	1
1379	50003	1" x 90° x 36"	1	1
1380	50004	1" x 90° x 48"	1	2
1381	50005	1" x 45° x 18"	1	1
1382	50006	1" x 45° x 24"	1	1
1383	50007	1" x 45° x 36"	1	1
1384	50008	1" x 45° x 48"	1	1
1385	50009	1" x 30° x 18"	1	1
1386	50010	1" x 30° x 24"	1	1
1387	50011	1" x 30° x 36"	1	1
1388	50012	1" x 30° x 48"	1	2
1389	50013	1-1/4" x 90° x 18"	1	1
1390	50014	1-1/4" x 90° x 24"	1	1
1391	50015	1-1/4" x 90° x 36"	1	1
1392	50016	1-1/4" x 90° x 48"	1	1
1393	50017	1-1/4" x 45° x 18"	1	1
1394	50018	1-1/4" x 45° x 24"	1	1
1395	50019	1-1/4" x 45° x 36"	1	1
1396	50020	1-1/4" x 45° x 48"	1	1
1397	50021	1-1/4" x 30° x 18"	1	1
1398	50022	1-1/4" x 30° x 24"	1	2
1399	50023	1-1/4" x 30° x 36"	1	2
1400	50024	1-1/4" x 30° x 48"	1	2
1402	50026	1-1/2" x 90° x 24"	1	3
1403	50027	1-1/2" x 90° x 36"	1	3
1404	50028	1-1/2" x 90° x 48"	1	3
1405	50029	1-1/2" x 45° x 18"	1	3
1406	50030	1-1/2" x 45° x 24"	1	3
1407	50031	1-1/2" x 45° x 36"	1	3
1408	50032	1-1/2" x 45° x 48"	1	3
1409	50033	1-1/2" x 30° x 18"	1	3
1410	50034	1-1/2" x 30° x 24"	1	3
1411	50035	1-1/2" x 30° x 36"	1	3
1412	50036	1-1/2" x 30° x 48"	1	3

Catalog Number	UPC	Size	Ship Case	Weight/Case
1413	50037	2" x 90° x 18"	1	1
1414	50038	2" x 90° x 24"	1	1
1415	50039	2" x 90° x 36"	1	2
1416	50040	2" x 90° x 48"	1	2
1417	50041	2" x 45° x 18"	1	2
1418	50042	2" x 45° x 24"	1	2
1419	50043	2" x 45° x 36"	1	2
1420	50044	2" x 45° x 48"	1	2
1421	50045	2" x 30° x 18"	1	2
1422	50046	2" x 30° x 24"	1	2
1423	50047	2" x 30° x 36"	1	3
1424	50048	2" x 30° x 48"	1	3
1425	50049	2-1/2" x 90° x 18"	1	4
1426	50050	2-1/2" x 90° x 24"	1	4
1427	50051	2-1/2" x 90° x 36"	1	5
1428	50052	2-1/2" x 90° x 48"	1	5
1429	50053	2-1/2" x 45° x 18"	1	7
1430	50054	2-1/2" x 45° x 24"	1	1
1431	50055	2-1/2" x 45° x 36"	1	2
1432	50056	2-1/2" x 45° x 48"	1	2
1433	50057	2-1/2" x 30° x 18"	1	2
1434	50058	2-1/2" x 30° x 24"	1	1
1435	50059	2-1/2" x 30° x 36"	1	3
1436	50060	2-1/2" x 30° x 48"	1	1
1437	50061	3" x 90° x 18"	1	2
1438	50062	3" x 90° x 24"	1	1
1439	50063	3" x 90° x 36"	1	2
1440	50064	3" x 90° x 48"	1	2
1441	50065	3" x 45° x 18"	1	4
1442	50066	3" x 45° x 24"	1	5
1443	50067	3" x 45° x 36"	1	6
1444	50068	3" x 45° x 48"	1	7
1445	50069	3" x 30° x 18"	1	8
1446	50070	3" x 30° x 24"	1	8
1447	50071	3" x 30° x 36"	1	9
1448	50072	3" x 30° x 48"	1	9

PVC Rigid Special Radius Elbows **continued**

Schedule 40 PVC



Features

- Cleanly finished with plain spigot (plain) ends
- High tensile and impact strength

Applications

- Enable connections between straight lengths of pipe; sizes available to accommodate almost any design configuration change

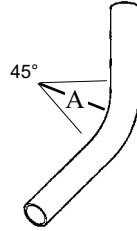
Standard Material

- Schedule 40 PVC

Catalog Number	UPC	Size	Ship Case	Weight/Case
1449	50073	3-1/2" x 90° x 24"	1	4
1450	50074	3-1/2" x 90° x 36"	1	4
1451	50075	3-1/2" x 90° x 48"	1	2
1452	50076	3-1/2" x 45° x 24"	1	5
1453	50077	3-1/2" x 45° x 36"	1	3
1454	50078	3-1/2" x 45° x 48"	1	4
1455	50079	3-1/2" x 30° x 24"	1	5
1456	50080	3-1/2" x 30° x 36"	1	6
1457	50081	3-1/2" x 30° x 48"	1	8
1458	50082	4" x 90° x 24"	1	9
1459	50083	4" x 90° x 36"	1	12
1460	50084	4" x 90° x 48"	1	11
1461	50085	4" x 45° x 24"	1	15
1462	50086	4 x 45 x 36	1	3
1463	50087	4" x 45° x 48"	1	4
1464	50088	4" x 30° x 24"	1	5
1465	50089	4" x 30° x 36"	1	7
1466	50090	4" x 30° x 48"	1	3
1467	50091	5" x 90° x 36"	1	3
1468	50092	5" x 90° x 48"	1	4
1469	50093	5" x 45° x 36"	1	4
1470	50094	5" x 45° x 48"	1	7
1471	50095	5" x 30° x 36"	1	11
1472	50096	5" x 30° x 48"	1	11
1473	50097	6" x 90° x 36"	1	5
1474	50098	6" x 90° x 48"	1	5
1475	50099	6" x 45° x 36"	1	5
1476	50100	6" x 45° x 48"	1	6
1477	50101	6" x 30° x 36"	1	6
1478	50102	6" x 30° x 48"	1	6

45° Plain End Elbows

Schedule 80 PVC



Catalog Number	UPC	Size	Ship Case	Weight/Case	A Min. Radius
105180	86385	1/2"	50	7	4
105280	85413	3/4"	25	5	4.50
105380	86386	1"	25	9	5.75
105480	86387	1-1/4"	25	13	7.25
105580	86388	1-1/2"	25	18	8.25
105680	85383	2"	10	10	9.50
105780	85384	2-1/2"	20	39	10.50
105880	85385	3"	8	25	13
106080	86389	4"	20	115	16
1060A80	86390	5"	1	13	24
1060B80	83998	6"	1	16	30

Features

- Longer radius than "standard" UL elbows
- Both ends of the bend are spigot (plain) end
- Both ends are solvent weld

Applications

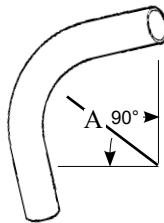
- For indoor and outdoor use
- Can be used above ground or buried; suitable for concrete encasement

Standard Material

- Schedule 80 PVC

90° Plain End Elbows

Schedule 80 PVC



Catalog Number	UPC	Size	Ship Case	Weight/Case	A Min. Radius
104180	85297	1/2"	50	9	4
104280	85298	3/4"	35	9	4.50
104380	85299	1"	20	12	5.75
104480	85300	1-1/4"	30	24	7.25
104580	85112	1-1/2"	1	28	8.25
104680	85301	2"	15	26	9.50
104780	85302	2-1/2"	18	57	10.50
104880	83689	3"	10	68	13
105080	85304	4"	10	92	16
1050A80	85415	5"	1	9	24
1050B80	85416	6"	1	11	30

Features

- Longer radius than "standard" UL elbows
- Both ends of the bend are spigot (plain) end
- Both ends are solvent weld

Applications

- For indoor and outdoor use
- Can be used above ground or buried; suitable for concrete encasement

Standard Material

- Schedule 80 PVC

PVC Special Radius Elbows

Schedule 80 PVC



Features

- High tensile and impact strength
- Resistant to damage from moisture and corrosive materials
- Industrial strength; superior weather resistant characteristics help rebuff elemental damage

Applications

- For indoor, outdoor, above ground and direct burial applications

Standard Material

- Schedule 80 PVC

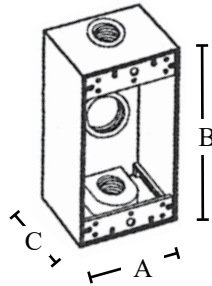
Catalog Number	UPC	Size	Ship Case	Weight/ Case
141480	85046	2" x 90° X 24"	1	2
141580	85047	2" x 90° X 36"	1	2
141680	85048	2" x 90° X 48"	1	2
143980	85049	3" x 90° X 36"	1	4
144080	85050	3" x 90° X 48"	1	4
145980	85051	4" x 90° X 36"	1	6
146080	85052	4" x 90° X 48"	1	7
146780	85053	5" x 90° X 36"	1	7
146880	85054	5" x 90° X 48"	1	7
147380	85055	6" x 90° X 36"	1	9

Single Gang Boxes

3 Hole



UL* Listed and 2011 NEC*
NEMA* 3R Compliant
NEMA FB 1



Features

- 18 cubic inch capacity
- 1/2", 3/4" or 1" threaded hub
- Superior commercial quality die cast metal construction
- Boxes include 2 closure plugs, grounding screws and mounting lugs
- Installation instructions included
- Gray, bronze and white

Applications

- UL listed for wet locations
- For wall or pole mounting of outdoor outlets, switches or floodlights

Standard Material

- Copper free aluminum

Standard Finish

- Premium powder coat finish

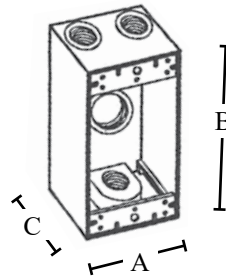
Catalog Number	UPC	Threaded Hub	Ship Case	Weight/Case	A	B	C
WB1350	81878	1/2"	25	15	2.81	4.56	2
WB1350B*	85572	1/2"	25	15	2.81	4.56	2
WB1350W**	86538	1/2"	25	15	2.81	4.56	2
WB1375	81879	3/4"	25	15	2.81	4.56	2
WB1375B*	86540	3/4"	25	15	2.81	4.56	2
WB1375W**	86539	3/4"	25	15	2.81	4.56	2
WB13100	83999	1"	25	13	2.81	4.56	2

*Bronze **White

4 Hole



UL* Listed and 2011 NEC*
and NEMA* 3R Compliant



Features

- 18 cubic inch capacity
- 1/2" or 3/4" threaded hub
- Superior commercial quality die cast metal construction
- Boxes include closure plugs, grounding screws and mounting lugs
- Installation instructions included
- Gray, bronze and white

Applications

- UL listed for wet locations
- For wall or pole mounting of outdoor outlets, switches or floodlights

Standard Material

- Copper free aluminum

Standard Finish

- Premium powder coat finish

Catalog Number	UPC	Threaded Hub	Ship Case	Weight/Case	A	B	C
WB1450	81880	1/2"	25	14	2.81	4.56	2
WB1450B*	86542	1/2"	25	14	2.81	4.56	2
WB1450W**	86541	1/2"	25	14	2.81	4.56	2
WB1475	81881	3/4"	25	14	2.81	4.56	2

*Bronze **White

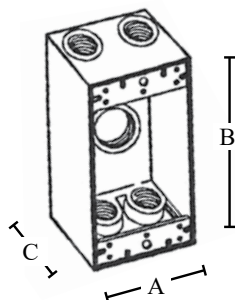
Single Gang Boxes

5 Hole



E195124

UL* Listed and 2011 NEC* and NEMA* 3R Compliant



Features

- 18 cubic inch capacity
- 1/2", 3/4" or 1" threaded hub
- Superior commercial quality die cast metal construction
- Boxes include closure plugs, grounding screws and mounting lugs
- Installation instructions included
- Gray

Applications

- UL listed for wet locations
- For wall or pole mounting of outdoor outlets, switches or floodlights

Standard Material

- Copper free aluminum

Standard Finish

- Premium powder coat finish

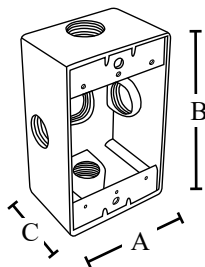
Catalog Number	UPC	Threaded Hub	Ship Case	Weight/Case	A	B	C
WB1550	81882	1/2"	25	13	2.81	4.56	2
WB1575	81883	3/4"	25	13	2.81	4.56	2

5 Hole Side Opening



E195124

UL* Listed and 2011 NEC* and NEMA* 3R Compliant



Features

- 18 cubic inch capacity
- 1/2", 3/4" or 1" threaded hub
- Superior commercial quality die cast metal construction
- Boxes include closure plugs, grounding screws and mounting lugs
- Installation instructions included
- Gray

Applications

- UL listed for wet locations
- For wall or pole mounting of outdoor outlets, switches or floodlights

Standard Material

- Copper free aluminum

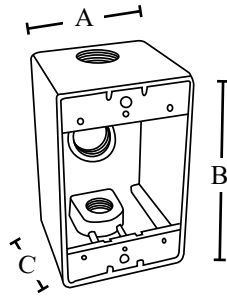
Standard Finish

- Premium powder coat finish

Catalog Number	UPC	Threaded Hub	Ship Case	Weight/Case	A	B	C
WB1550X	85258	1/2"	25	13	2.81	4.56	2
WB1575X	85259	3/4"	25	13	2.81	4.56	2
WB15100X	85260	1"	25	13	2.81	4.56	2

Single Gang Boxes

3 Hole Deep



E195124
UL* Listed and 2011 NEC*
and NEMA* 3R Compliant

Features

- 28 cubic inch capacity
- 1/2", 3/4" or 1" threaded hub
- Superior commercial quality die cast metal construction
- Boxes include closure plugs, grounding screws and mounting lugs
- Installation instructions included
- Gray, bronze and white

Applications

- UL listed for wet locations
- For wall or pole mounting of outdoor outlets, switches or floodlights

Standard Material

- Copper free aluminum

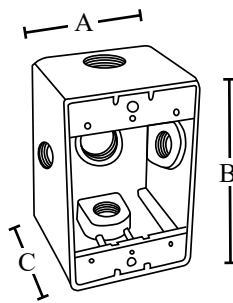
Standard Finish

- Premium powder coat finish

Catalog Number	UPC	Threaded Hub	Ship Case	Weight/Case	A	B	C
WDB1350	85107	1/2"	20	16	2.81	4.56	2.62
WDB1350B*	86544	1/2"	20	16	2.81	4.56	2.62
WDB1350W**	86543	1/2"	20	16	2.81	4.56	2.62
WDB1375	85078	3/4"	20	16	2.81	4.56	2.62
WDB1375B*	86546	3/4"	20	16	2.81	4.56	2.62
WDB1375W**	86545	3/4"	20	16	2.81	4.56	2.62
WDB13100	85079	1"	20	16	2.81	4.56	2.62

*Bronze **White

5 Hole Deep Side Opening



E195124
UL* Listed and 2011 NEC*
and NEMA* 3R Compliant

Features

- 28 cubic inch capacity
- 1/2", 3/4" or 1" threaded hub
- Superior commercial quality die cast metal construction
- Boxes include closure plugs, grounding screws and mounting lugs
- Installation instructions included
- Gray

Applications

- UL listed for wet locations
- For wall or pole mounting of outdoor outlets, switches or floodlights

Standard Material

- Copper free aluminum

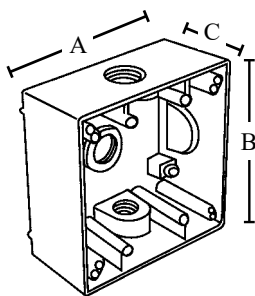
Standard Finish

- Premium powder coat finish

Catalog Number	UPC	Threaded Hub	Ship Case	Weight/Case	A	B	C
WDB1550X	85080	1/2"	20	13	2.81	4.56	2.62
WDB1575X	85081	3/4"	20	13	2.81	4.56	2.62
WDB15100X	85082	1"	20	13	2.81	4.56	2.62

Double Gang Boxes

3 Hole



UL* Listed and 2011 NEC*
and NEMA* 3R Compliant

Features

- 31 cubic inch capacity
- 1/2", 3/4" or 1" threaded hub
- Superior commercial quality die cast metal construction
- Boxes include closure plugs, grounding screws and mounting lugs
- Installation instructions included
- Gray, bronze and white

Applications

- UL listed for wet locations
- For wall or pole mounting of outdoor outlets, switches or floodlights

Standard Material

- Copper free aluminum

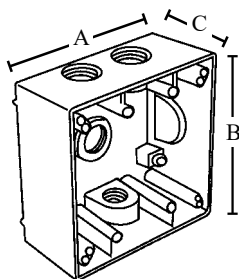
Standard Finish

- Premium powder coat finish

Catalog Number	UPC	Threaded Hub	Ship Case	Weight/ Case	A	B	C
WB2350	81884	1/2"	10	22	4.56	4.56	2
WB2350B*	86523	1/2"	10	22	4.56	4.56	2
WB2350W**	86522	1/2"	10	22	4.56	4.56	2
WB2375	81885	3/4"	10	22	4.56	4.56	2
WB2375B*	86525	3/4"	10	22	4.56	4.56	2
WB2375W**	86524	3/4"	10	22	4.56	4.56	2
WB23100	84002	1"	10	22	4.56	4.56	2

*Bronze **White

4 Hole



UL* Listed and 2011 NEC*
and NEMA* 3R Compliant

Features

- 31 cubic inch capacity
- 1/2" or 3/4" threaded hub
- Superior commercial quality die cast metal construction
- Boxes include closure plugs, grounding screws and mounting lugs
- Installation instructions included
- Gray

Applications

- UL listed for wet locations
- For wall or pole mounting of outdoor outlets, switches or floodlights

Standard Material

- Copper free aluminum

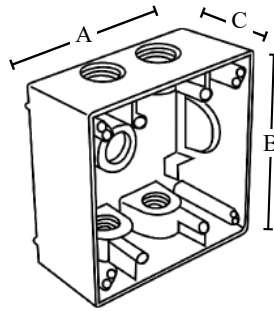
Standard Finish

- Premium powder coat finish

Catalog Number	UPC	Threaded Hub	Ship Case	Weight/ Case	A	B	C
WB2450	81886	1/2"	10	21	4.56	4.56	2
WB2475	81887	3/4"	10	21	4.56	4.56	2

Double Gang Boxes

5 Hole



UL® Listed and 2011 NEC®
and NEMA® 3R Compliant

Features

- 31 cubic inch capacity
- 1/2" or 3/4" threaded hub
- Superior commercial quality die cast metal construction
- Boxes include closure plugs, grounding screws and mounting lugs
- Installation instructions included
- Gray

Applications

- UL listed for wet locations
- For wall or pole mounting of outdoor outlets, switches or floodlights

Standard Material

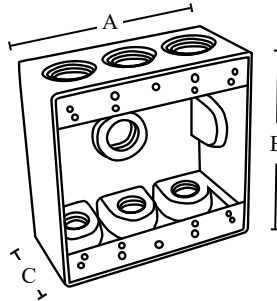
- Copper free aluminum

Standard Finish

- Premium powder coat finish

Catalog Number	UPC	Threaded Hub	Ship Case	Weight/Case	A	B	C
WB2550	81888	1/2"	10	20	4.56	4.56	2
WB2575	81889	3/4"	10	20	4.56	4.56	2

7 Hole



UL® Listed and 2011 NEC®
and NEMA® 3R Compliant

Features

- 31 cubic inch capacity
- 1/2" or 3/4" threaded hub
- Superior commercial quality die cast metal construction
- Boxes include closure plugs, grounding screws and mounting lugs
- Installation instructions included
- Gray

Applications

- UL listed for wet locations
- For wall or pole mounting of outdoor outlets, switches or floodlights

Standard Material

- Copper free aluminum

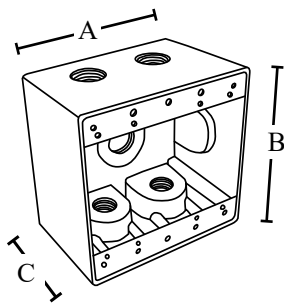
Standard Finish

- Premium powder coat finish

Catalog Number	UPC	Threaded Hub	Ship Case	Weight/Case	A	B	C
WB2750	85091	1/2"	10	20	4.56	4.56	2
WB2775	85092	3/4"	10	20	4.56	4.56	2

Double Gang Boxes

5 Hole Deep



UL® Listed and 2011 NEC®
and NEMA® 3R Compliant

Features

- 40 cubic inch capacity
- 1/2", 3/4" or 1" threaded hub
- Superior commercial quality die cast metal construction
- Boxes include closure plugs, grounding screws and mounting lugs
- Installation instructions included
- Gray

Applications

- UL listed for wet locations
- For wall or pole mounting of outdoor outlets, switches or floodlights

Standard Material

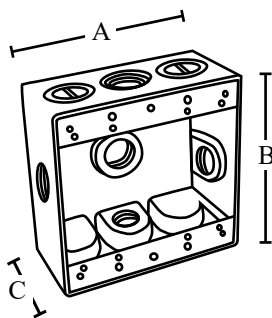
- Copper free aluminum

Standard Finish

- Premium powder coat finish

Catalog Number	UPC	Threaded Hub	Ship Case	Weight/Case	A	B	C
WDB2550	85086	1/2"	10	21	4.56	4.56	2.62
WDB2575	85087	3/4"	10	21	4.56	4.56	2.62
WDB25100	85088	1"	10	21	4.56	4.56	2.62

5 Hole Side Opening



UL® Listed and 2011 NEC®
and NEMA® 3R Compliant

Features

- 31 cubic inch capacity
- 1/2", 3/4" or 1" threaded hub
- Superior commercial quality die cast metal construction
- Boxes include closure plugs, grounding screws and mounting lugs
- Installation instructions included
- Gray

Applications

- UL listed for wet locations
- For wall or pole mounting of outdoor outlets, switches or floodlights

Standard Material

- Copper free aluminum

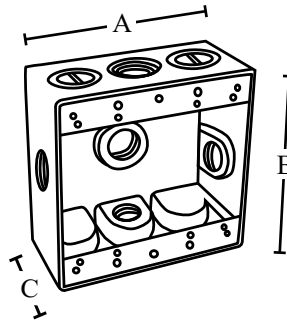
Standard Finish

- Premium powder coat finish

Catalog Number	UPC	Threaded Hub	Ship Case	Weight/Case	A	B	C
WB2550X	85083	1/2"	10	20	4.56	4.56	2
WB2575X	85084	3/4"	10	20	4.56	4.56	2
WB25100X	85085	1"	10	20	4.56	4.56	2

Double Gang Boxes

6 Hole Side Opening



UL* Listed and 2011 NEC* and NEMA* 3R Compliant

Features

- 31 cubic inch capacity
- 1/2" or 3/4" threaded hub
- Superior commercial quality die cast metal construction
- Boxes include closure plugs, grounding screws and mounting lugs
- Installation instructions included
- Gray

Applications

- UL listed for wet locations
- For wall or pole mounting of outdoor outlets, switches or floodlights

Standard Material

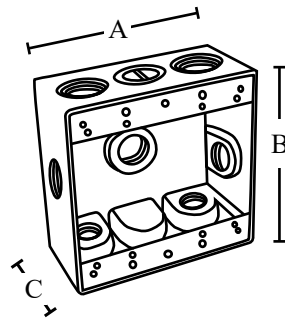
- Copper free aluminum

Standard Finish

- Premium powder coat finish

Catalog Number	UPC	Threaded Hub	Ship Case	Weight/Case	A	B	C
WB2650X	84089	1/2"	10	19	4.56	4.56	2
WB2675X	84090	3/4"	10	19	4.56	4.56	2

7 Hole Side Opening



UL* Listed and 2011 NEC* and NEMA* 3R Compliant

Features

- 31 cubic inch capacity
- 1/2" or 3/4" threaded hub
- Superior commercial quality die cast metal construction
- Boxes include closure plugs, grounding screws and mounting lugs
- Installation instructions included
- Gray

Applications

- UL listed for wet locations
- For wall or pole mounting of outdoor outlets, switches or floodlights

Standard Material

- Copper free aluminum

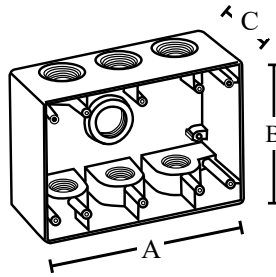
Standard Finish

- Premium powder coat finish

Catalog Number	UPC	Threaded Hub	Ship Case	Weight/Case	A	B	C
WB2750X	84093	1/2"	10	19	4.56	4.56	2
WB2775X	84094	3/4"	10	19	4.56	4.56	2

Triple Gang Boxes

7 Hole



UL* Listed and 2011 NEC*
and NEMA* 3R Compliant

Features

- 54 cubic inch capacity
- 1/2", 3/4" or 1" threaded hub
- Superior commercial quality die cast metal construction
- Boxes include closure plugs, grounding screws and mounting lugs
- Installation instructions included
- Gray

Applications

- UL listed for wet locations
- For wall or pole mounting of outdoor outlets, switches or floodlights

Standard Material

- Copper free aluminum

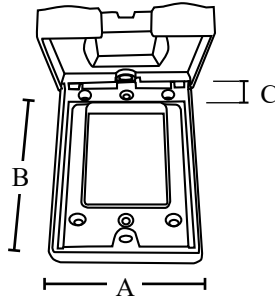
Standard Finish

- Premium powder coat finish

Catalog Number	UPC	Threaded Hub	Ship Case	Weight/Case	A	B	C
WB3750	86551	1/2"	5	11	6.374	4.56	2.625
WB3775	86552	3/4"	5	10	6.374	4.56	2.625
WB37100	86550	1"	5	9	6.374	4.56	2.625

Single Gang Covers

10 in 1 Vertical & Horizontal Multi-Use Cover



UL* Listed and 2011 NEC* and NEMA* 3R Compliant

Features

- Aluminum cast cover with spring loaded lid
- Can be mounted vertically or horizontally
- Heavy duty die cast metal construction
- Weather seal gasket to block moisture
- Roomy interior provides space for switches
- Lockable
- Snap in configuration enables tool free installation
- Maximum corrosion resistant fabrication
- Gray, bronze and white

Applications

- UL listed for wet locations
- For use with single gang outdoor device box

Standard Material


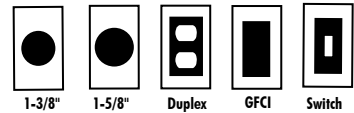
- Precision die cast aluminum

Standard Finish

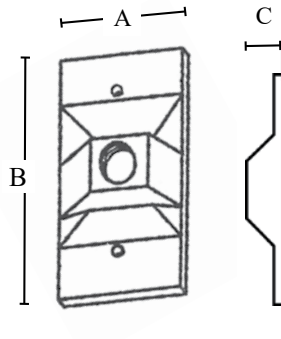
- Premium powder coat finish

Catalog Number	UPC	Ship Case	Weight/Case	A	B	C
WC1V12	86531	20	22	2.81	4.56	.551
WC1V12B*	86530	20	22	2.81	4.56	.551
WC1V12W**	86529	20	22	2.81	4.56	.551

*Bronze **White



1 or 3 Hole Rectangle



UL* Listed and 2011 NEC* and NEMA* 3R Compliant

Features

- 1 or 3 hole 1/2" threaded hub
- Includes gasket and screws
- Fits FS device boxes
- Superior commercial quality die cast metal construction
- Installation instructions included
- Gray, bronze and white

Applications

- UL listed for wet locations
- Fits FS device boxes

Standard Material

- Copper free aluminum

Standard Finish

- Premium powder coat finish

Catalog Number	UPC	# of Holes	Threaded Hub	Ship Case	Weight/Case	A	B	C
WCR1150	81943	1	1/2"	50	14	2.79	4.55	.99
WCR1150W**	83629	1	1/2"	50	14	2.79	4.55	.99
WCR1350	80916	3	1/2"	50	14	2.79	4.55	.99
WCR1350B*	86526	3	1/2"	50	14	2.79	4.55	.99
WCR1350W**	83630	3	1/2"	50	14	2.79	4.55	.99

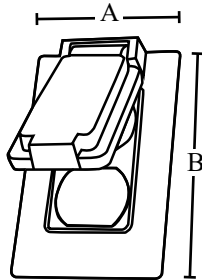
*Bronze **White

Single Gang Covers

Duplex Vertical



UL* Listed and 2011 NEC* and NEMA* 3R Compliant



Features

- Aluminum cast cover with a spring loaded lid
- Weather seal gasket to block moisture
- Superior commercial quality die cast metal construction
- Installation instructions included
- Gray

Applications

- UL listed for wet locations
- For use with single gang outdoor device box

Standard Material

- Precision die cast zinc

Standard Finish

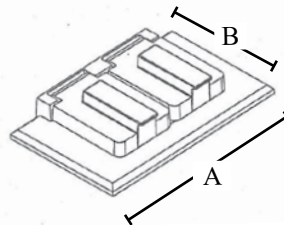
- Premium powder coat finish

Catalog Number	UPC	Ship Case	Weight/Case	A	B
WCV1DUP	85098	50	25	2.81	4.56

Duplex Horizontal



UL* Listed and 2011 NEC* and NEMA* 3R Compliant NEMA FB 1



Features

- Heavy aluminum cast cover with a spring loaded lid
- Weather seal gasket to block moisture
- Superior commercial quality die cast metal construction
- Installation instructions included
- Gray, bronze or white

Applications

- UL listed for wet locations
- Will fit all duplex receptacles in single outlet boxes

Standard Material

- Precision die cast aluminum

Standard Finish

- Premium powder coat finish

Catalog Number	UPC	Ship Case	Weight/Case	A	B
WCH1DUP	81892	50	35	4.56	2.81
WCH1DUPB*	85575	50	35	4.56	2.81
WCH1DUPW**	85574	50	35	4.56	2.81

*Bronze **White

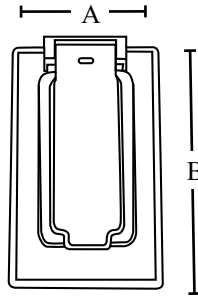
Single Gang Covers

Receptacle Switch



E195124

UL* Listed and 2011 NEC* and NEMA* 3R Compliant



Catalog Number	UPC	Ship Case	Weight/Case	A	B
WCV11	81893	50	16	2.77	4.52

Features

- Heavy aluminum die cast cover with a spring loaded lid
- Weather seal gasket to block moisture
- Superior commercial quality die cast metal construction
- Installation instructions included
- Gray

Applications

- UL listed for wet locations
- Will fit 1.406" diameter receptacle in single outlet box

Standard Material

- Precision die cast aluminum

Standard Finish

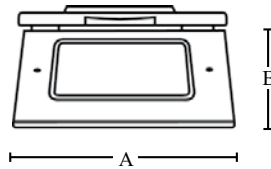
- Premium powder coat finish

Horizontal GFCI



E195124

UL* Listed and 2011 NEC* and NEMA* 3R Compliant



Catalog Number	UPC	Ship Case	Weight/Case	A	B
WCH1GFI	81895	50	20	4.56	2.81
WCH1GFIW*	85576	50	20	4.56	2.81

*White

Features

- Heavy zinc die cast cover with a spring loaded lid
- Weather seal gasket to block moisture
- Superior commercial quality die cast metal construction
- Installation instructions included
- Gray and white

Applications

- UL listed for wet locations
- For use with single gang outdoor device box

Standard Material

- Precision die cast zinc

Standard Finish

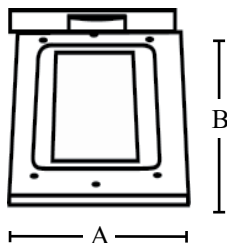
- Premium powder coat finish

Single Gang Covers

Vertical GFCI



UL® Listed and 2011 NEC® and NEMA® 3R Compliant



Features

- Heavy zinc die cast cover with a spring loaded lid
- Weather seal gasket to block moisture
- Superior commercial quality die cast metal construction
- Installation instructions included
- Gray and white

Applications

- UL listed for wet locations
- For use with single gang outdoor device box

Standard Material

- Precision die cast zinc

Standard Finish

- Premium powder coat finish

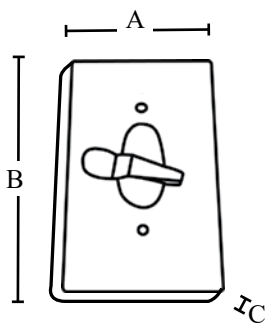
Catalog Number	UPC	Ship Case	Weight/Case	A	B
WCV1GFI	81896	50	20	2.81	4.56
WCV1GFIW*	85577	50	20	2.81	4.56

*White

Vertical Toggle Switch Heavy Duty Cover



UL® Listed and 2011 NEC® and NEMA® 3R Compliant



Features

- Designed to fit over a toggle light switch and mounted in a weatherproof box
- Weather seal gasket to block moisture
- Superior commercial quality die cast metal construction
- Installation instructions included
- Gray

Applications

- UL listed for wet locations
- For use with single gang outdoor device box
- NEMA 3R compliant – resistant to rain, ice, and snow

Standard Material

- Precision die cast aluminum

Standard Finish

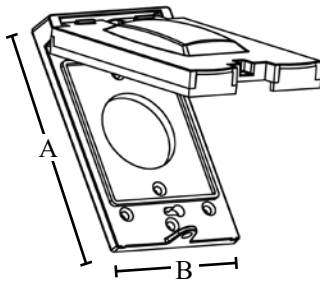
- Premium powder coat finish

Catalog Number	UPC	Ship Case	Weight/Case	A	B	C
WSC1VHD	86861	25	7	2.81	4.57	.63

Single Gang Covers

20A/30A Receptacle

30A/50A Receptacle



UL* Listed and 2011 NEC*
and NEMA* 3R Compliant

Features

- Heavy aluminum die cast cover with a spring loaded lid
- Weather seal gasket to block moisture
- Superior commercial quality die cast metal construction
- Installation instructions included
- Gray

Applications

- UL listed for wet locations
- For use with single gang outdoor device box

Standard Material

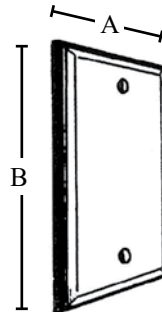
- Precision die cast aluminum

Standard Finish

- Premium powder coat finish

Catalog Number	UPC	Ship Case	Weight/Case	A	B
WCV11.625	85102	50	16	4.57	2.80
WCV12.125	85113	50	16	4.57	2.80

Blank



UL* Listed and 2011 NEC*
and NEMA* 3R Compliant

Features

- Weather seal gasket to block moisture
- Installation instructions included
- Natural, bronze and white

Applications

- UL listed for wet locations
- For use with single gang outdoor device box

Standard Material

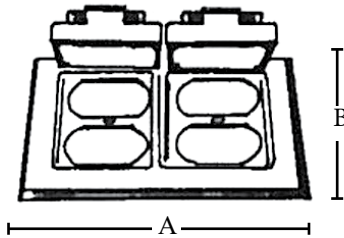
- Natural - Stamped aluminum
- Bronze and White - Steel

Catalog Number	UPC	Ship Case	Weight/Case	A	B
WC1B	81901	100	5	2.77	4.54
WC1BB*	85573	100	5	2.77	4.54
WC1BW**	86516	100	5	2.77	4.54

*Bronze **White

Double Gang Covers

Duplex



UL® Listed and 2011 NEC®
and NEMA® 3R Compliant

Features

- Precision die cast zinc cover with a spring loaded lid
- Weather seal gasket to block moisture
- Superior commercial quality die cast metal construction
- Installation instructions included
- Gray

Applications

- UL listed for wet locations
- For use with double gang outdoor device box

Standard Material

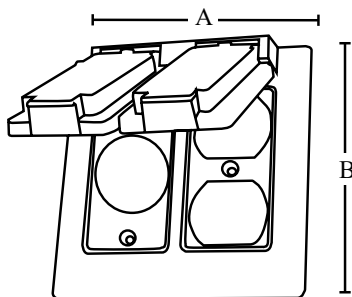
- Precision die cast zinc

Standard Finish

- Premium powder coat finish

Catalog Number	UPC	Ship Case	Weight/Case	A	B
WCV2DUP	81894	25	15	4.54	4.54

Duplex & Switch



UL® Listed and 2011 NEC®
and NEMA® 3R Compliant

Features

- Precision die cast zinc cover with a spring loaded lid
- Weather seal gasket to block moisture
- Superior commercial quality die cast metal construction
- Installation instructions included
- Gray

Applications

- UL listed for wet locations
- For use with double gang outdoor device box

Standard Material

- Precision die cast zinc

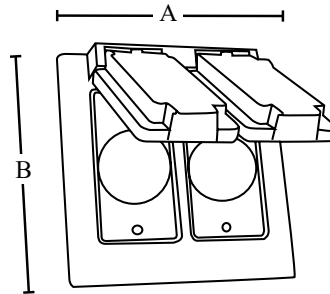
Standard Finish

- Premium powder coat finish

Catalog Number	UPC	Ship Case	Weight/Case	A	B
WCV2SDUP	85101	25	16	4.54	4.54

Double Gang Covers

15 Amp Switch



UL® Listed and 2011 NEC® and NEMA® 3R Compliant

Features

- Zinc cast cover with a spring loaded lid
- Opening diameter 1.406" (2)
- Weather seal gasket to block moisture
- Superior commercial quality die cast metal construction
- Installation instructions included
- Gray

Applications

- UL listed for wet locations
- For use with double gang outdoor device box

Standard Material

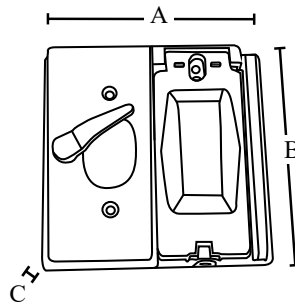
- Precision die cast zinc

Standard Finish

- Premium powder coat finish

Catalog Number	UPC	Ship Case	Weight/ Case	A	B
WCV21515	85100	25	16	4.54	4.54

5 in 1 Combo Cover Toggle Switch



UL® Listed and 2011 NEC® and NEMA® 3R Compliant

Features

- Aluminum cast cover with a spring loaded lid with polycarbonate inserts
- Lockable design
- Pre-installed adhesive gasket
- Superior commercial quality die cast metal construction
- Installation instructions included
- NEMA 3R compliant
- Gray

Applications

- UL listed for wet locations
- For use with double gang outdoor device box

Standard Material

- Copper free aluminum

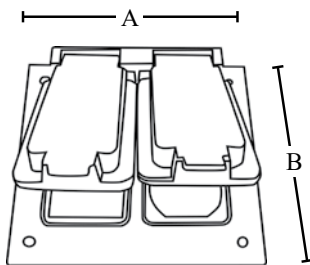
Standard Finish

- Premium powder coat finish

Catalog Number	UPC	Ship Case	Weight/ Case	A	B	C
WC25GFI	86850	12	7	4.57	4.63	.63

Double Gang Covers

Duplex-GFCI



UL® Listed and 2011 NEC®
and NEMA® 3R Compliant

Catalog Number	UPC	Ship Case	Weight/Case	A	B
WCV2DUPGFI	85099	25	12	4.54	4.54

Features

- Die cast zinc cover with a spring loaded lid
- Weather seal gasket to keep moisture out
- Superior commercial quality die cast metal construction
- Installation instructions included
- Gray

Applications

- UL listed for wet locations
- For use with double gang outdoor device box

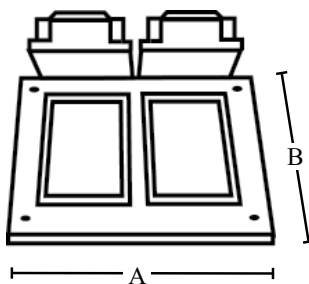
Standard Material

- Precision die cast zinc

Standard Finish

- Premium powder coat finish

Vertical-GFCI



UL® Listed and 2011 NEC®
and NEMA® 3R Compliant

Catalog Number	UPC	Ship Case	Weight/Case	A	B
WCV2GFI	81897	50	35	4.54	4.54

Features

- Precision die cast zinc cover with a spring loaded lid
- Weather seal gasket to block moisture
- Superior commercial quality die cast metal construction
- Installation instructions included
- Gray

Applications

- UL listed for wet locations
- For use with double gang outdoor device box

Standard Material

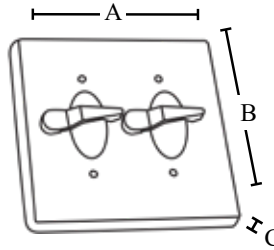
- Precision die cast zinc

Standard Finish

- Premium powder coat finish

Double Gang Covers

Toggle Switch Heavy Duty



UL* Listed and 2011 NEC* and NEMA* 3R Compliant

Catalog Number	UPC	Ship Case	Weight/Case	A	B	C
WSC22HD	86852	12	7	4.57	4.63	.63

Features

- Designed to fit over a toggle light switch and mounted in a weatherproof box
- Polycarbonate inserts
- Weather seal gasket to block moisture
- Superior commercial quality die cast metal construction
- Installation instructions included
- NEMA 3R compliant
- Gray

Applications

- UL listed for wet locations
- For use with double gang outdoor device box
- Can be used in NEMA 3R application (resistant to rain, ice, and snow)

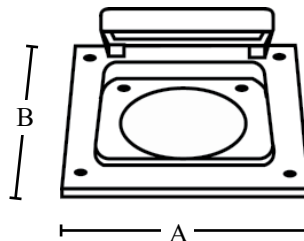
Standard Material

- Precision die cast aluminum

Standard Finish

- Premium powder coat finish

20/50 Amp Power Outlet



UL* Listed and 2011 NEC* and NEMA* 3R Compliant

Catalog Number	UPC	Ship Case	Weight/Case	A	B	Hole Diameter
WCV22125	81899	8	7	4.54	4.54	2.125
WCV2264	81900	8	7	4.54	4.54	2.64

Features

- Aluminum cast cover with a spring loaded lid
- Weather seal gasket to block moisture
- Installation instructions included
- Gray

Applications

- UL listed for wet locations
- For use with double gang outdoor device box

Standard Material

- Copper free aluminum

Standard Finish

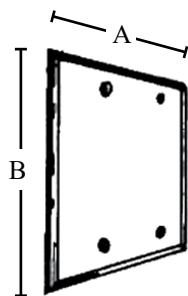
- Premium powder coat finish

Double Gang Covers

Blank



UL® Listed and 2011 NEC®
and NEMA® 3R Compliant



Features

- Aluminum cast cover
- Weather seal gasket to block moisture
- Installation instructions included
- Superior commercial quality die cast metal construction
- Natural, bronze and white

Applications

- UL listed for wet locations
- For use with double gang outdoor device box

Standard Material

- Natural - Stamped aluminum
- Bronze and White - Steel

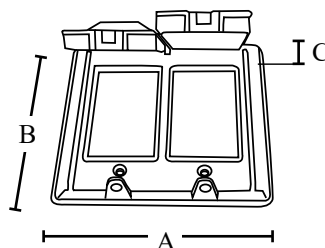
Catalog Number	UPC	Ship Case	Weight/Case	A	B
WC2B	81902	100	11	4.62	4.57
WC2BB*	86518	100	11	4.62	4.57
WC2BW**	86517	100	11	4.62	4.57

*Bronze **White

16 in 1 Vertical Multi-Use Cover



UL® Listed and 2011 NEC®
and NEMA® 3R Compliant



Features

- Aluminum cast multi-use cover with spring loaded lid
- Weather seal gasket to block moisture
- Superior commercial quality die cast metal construction
- Installation instructions included
- Gray, bronze and white

Applications

- UL listed for wet locations
- For receptacles in damp or wet locations
- For use with double gang outdoor device box

Standard Material

- Precision die cast aluminum

Standard Finish

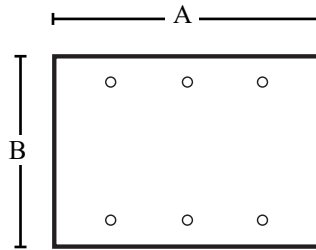
- Premium powder coat finish

Catalog Number	UPC	Ship Case	Weight/Case	A	B	C
WC2225	86534	10	17	4.56	4.56	.551
WC2225B*	86536	10	17	4.56	4.56	.551
WC2225W**	86535	10	17	4.56	4.56	.551

*Bronze **White

Triple Gang Covers

Blank



UL* Listed and 2011 NEC* and NEMA* 3R Compliant

Features

- Aluminum cast cover
- Weather seal gasket to block moisture
- Superior commercial quality die cast metal construction
- Installation instructions included
- Gray

Applications

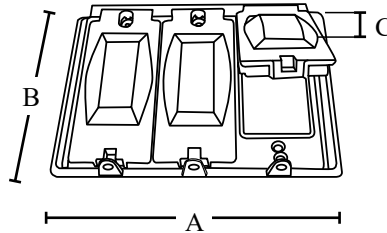
- UL listed for wet locations
- For use with triple gang outdoor device box
- NEMA 3R compliant – resistant to rain, ice and snow

Standard Material

- Precision die cast aluminum

Catalog Number	UPC	Ship Case	Weight/ Case	A	B
WC3B	86519	20	8	6.338	4.57

64 in 1 Vertical Multi-Use Cover



UL* Listed and 2011 NEC* and NEMA* 3R Compliant

Features

- Aluminum cast multi-use cover with a spring loaded lid
- Weather seal gasket to block moisture
- Installation instructions included
- Gray

Applications

- UL listed for wet locations
- For use with triple gang outdoor device box

Standard Material

- Copper free aluminum

Standard Finish

- Premium powder coat finish

Catalog Number	UPC	Ship Case	Weight/ Case	A	B	C
WC3325	86537	5	6	6.338	4.57	.551

Single Gang In-Use Covers - Vertical or Horizontal

14 in 1 In-Use Cover



UL* Listed and 2011 NEC*
and NEMA* 3R Compliant



Features

- Mounts vertically or horizontally
- Pre-installed adhesive gasket
- Swivel device adapter enables tool free installation
- Snap in adapters enable tool free installation
- Lockable to prevent accidental disconnects
- Meets 2008 NEC article 406.8 (B) (1)
- NEMA 3R compliant
- Gray with clear cover

Applications

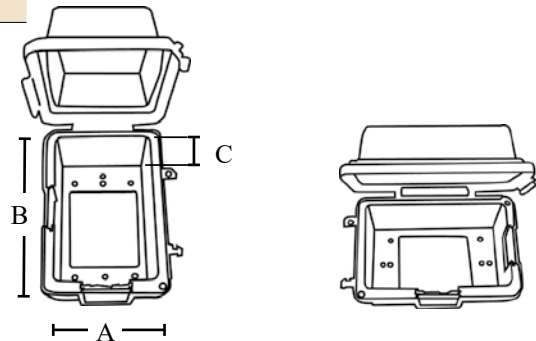
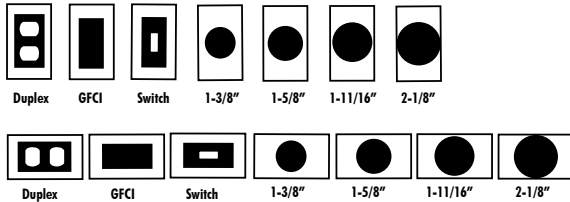
- UL listed for wet locations
- For use with duplex receptacles, GFCI, toggle, 1-3/8" & 1-5/8" round

Standard Material

- High impact polycarbonate

Catalog Number	UPC	Ship Case	Weight/Case	A	B	C
WCIU1	83687	24	11	2.81	4.56	2.75
WCIUD	86553	24	14	2.81	4.56	3.50

14 possible snap in configurations



16 in 1 Extra Duty In-Use Single Gang Cover



NEMA 3R Rated,
NEC 2014 compliant
[article 406.9 (A) & (B)(1)"extra duty"]
CULus-5FX8



Features

- Mounts vertically or horizontally
- Includes three inserts
- 16 Installation combinations
- Lockable
- Includes attached gasket and mounting hardware
- Adapters included for duplex and GFCI
- Fast mounting screw attachment
- Super duty hinge system
- Compatible with full size padlocks
- Patent pending extra-duty hinge system

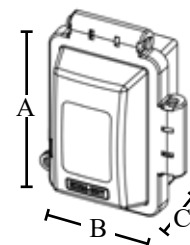
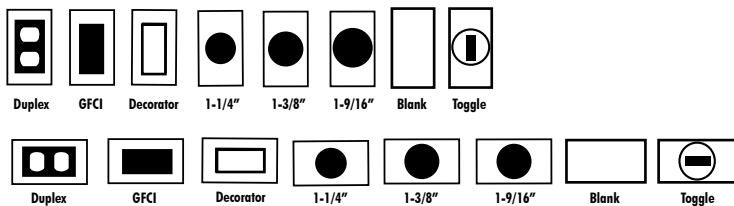
Application

- UL listed for wet locations
- Use when an outdoor outlet requires weatherproof protection for both residential and commercial applications

Standard Material

- High impact polycarbonate

16-1 snap in configurations



Catalog Number	UPC	Ship Case	Weight/Case	A	B	C
WCIUSD	87318	8	22	6	4.60	3.10

Single Gang In-Use Covers

7 in 1 Metal In-Use Cover


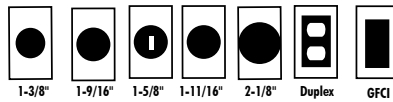
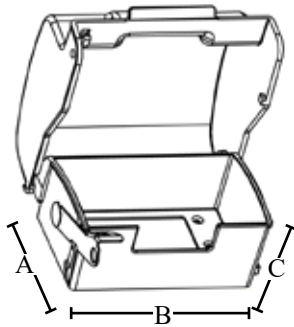


E195124

UL® Listed and 2011 NEC® and NEMA® 3R Compliant

Meets and exceeds extra duty per 2011 NEC article 406.9.(B);
UL 514D and CSA C22.2 No. 421-00
NEMA 3R Rating Compliant;
UL standard 514D, cULus Listed: E254321
Fed. Spec. A-A-50563
NEMA FB 1

Catalog Number	UPC	Opening	Ship Case	Weight/Case	A	B	C
WCIU1VM	86853	2.75-3.50	10	11	4.61	3.07	2.39
WCIU1HM	86854	2.75-3.50	10	11	2.83	4.61	2.39



Features

- Low profile multi height metal extra duty in-use cover
- Impact rated, withstands today's destructive forces
- Reinforced hinge withstands 40 lbs. stress test
- Lockable to prevent accidental disconnects
- Patent snap in adapters enables tool free installation
- Swing bar up or down for patent multi height position
- Expands out to 3-1/2" to gain extra clearance and accommodate internal cords
- Sleek industrial design
- Easy to open
- Extra large cord opening for heavy gauge cords

Applications

- UL listed for wet locations
- Extra duty metal in use covers are designed for use whenever weatherproof protection is required while an outlet is in use
- Provides superior protection for industrial, commercial and residential electrical receptacles

Standard Material

- Copper free aluminum

Standard Finish

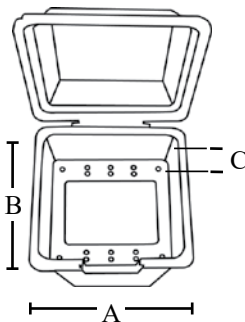
- Premium powder coat finish

Double Gang In-Use Covers

31 in 1 In-Use Cover



UL® Listed and 2011 NEC® and NEMA® 3R Compliant



Features

- Mounts vertically
- Pre-installed adhesive gasket
- Swivel device adapter enables tool free installation
- Snap in adapters enable tool free installation
- Meets 2008 NEC article 406.8 (B) (1)
- NEMA 3R compliant
- Gray with clear cover


Applications

- UL listed for wet locations
- For use with duplex receptacles, GFCI, toggle, 1-3/8" & 1-5/8" round

Standard Material

- High impact polycarbonate

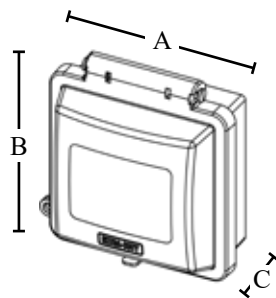
Catalog Number	UPC	Ship Case	Weight/Case	A	B	C
WCIU2	83688	10	10	4.40	4.54	3.50



73 in 3 Extra Duty In-Use Cover



NEMA 3R Rated, NEC 2014 compliant [article 406.9 (A) & (B)(1)"extra duty"] cULus-5FX8



Features

- Includes 7 inserts
- 73 Installation combinations
- Lockable
- Includes attached gasket and mounting hardware
- Adapters included for duplex and GFCI
- Fast mounting screw attachment
- Compatible with full size padlocks
- Patent pending extra-duty hinge system

Applications


- UL listed for wet locations
- Use when an outdoor outlet requires weatherproof protection for both residential and commercial applications

Standard Material

- High impact polycarbonate

Catalog Number	UPC	Ship Case	Weight/Case	A	B	C Depth
WCIU2SD	87319	6	35	6	6	3.10

Multiple combinations of Duplex, GFCI, Decorator, Blank toggle, Large toggle, 1-1/4", 1-3/8", 1-9/16", 1-5/8", 1-11/16", 2-1/8", 2-1/4", 2-7/16"

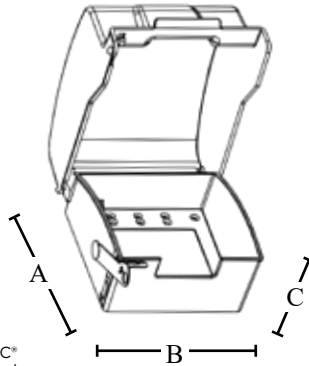


Double Gang In-Use Covers

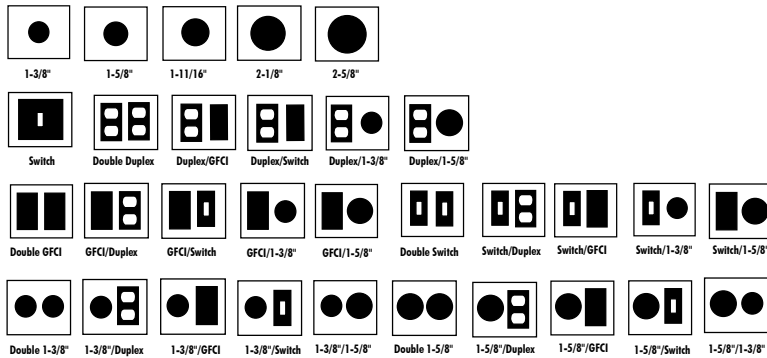
31 in 1 Metal In-Use Cover



UL* Listed and 2011 NEC* and NEMA* 3R Compliant



Catalog Number	UPC	Opening	Ship Case	Weight/Case	A	B	C
WCIU2M	86855	3.50-4.50	6	13	4.61	4.61	2.39



Features

- Low profile multi height metal extra duty in use cover
- Impact rated, withstands today's destructive forces
- Reinforced hinge withstands 40 lbs. stress test
- Lockable to prevent accidental disconnects
- Patent snap in adapters (no tools required)
- Swing bar up or down for patent multi height position
- Expands out to 4-1/2" to gain extra clearance and accommodate internal cords
- Sleek industrial design
- Easy to open
- Extra large cord opening for heavy gauge cords

Applications

- UL listed for wet locations
- Extra duty metal in use covers are designed for use whenever weatherproof protection is required while an outlet is in use
- Provides superior protection for industrial, commercial and residential electrical receptacles

Standard Material

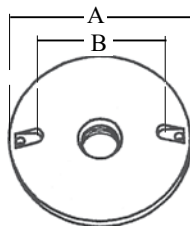
- Copper free aluminum

Standard Finish

- Premium powder coat finish

Round Covers

1, 2 or 3 Hole



UL* Listed and 2011 NEC* and NEMA* 3R Compliant

Features

- NPT threads
- Weather seal gasket blocks moisture
- Installation instructions included
- Gray, bronze and white

Applications

- UL listed for wet locations
- For use with round outdoor device box

Standard Material

- Precision die cast aluminum

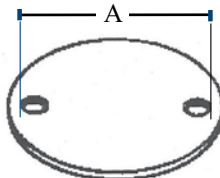
Standard Finish

- Premium powder coat finish

Catalog Number	UPC	# Holes	Threaded Hub	Ship Case	Weight/Case	A	B	C
WRC150	81132	1	1/2"	50	9	4.50	3.50	8.75
WRC150B*	86527	1	1/2"	50	9	4.50	3.50	8.75
WRC250	81133	2	1/2"	50	9	4.50	3.50	8.75
WRC350	81134	3	1/2"	50	9	4.50	3.50	8.75
WRC350B*	85582	3	1/2"	50	9	4.50	3.50	8.75
WRC150W**	83616	1	1/2"	50	9	4.50	3.50	8.75
WRC250W**	83617	2	1/2"	50	10	4.50	3.50	8.75
WRC350W**	83618	3	1/2"	50	10	4.50	3.50	8.75

*Bronze **White

Blank



Features

- Weather seal gasket and screws to keep out moisture
- Will fit round outlet boxes
- Installation instructions included
- Natural finish

Applications

- UL listed for wet locations
- For use with round outdoor device box

Standard Material

- Stamped aluminum

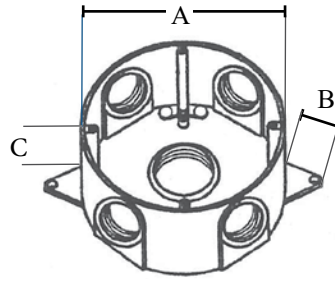
Applicable Third Party Standards

- UL Standard: UL 514A - UL514D
- Fed. Spec: W-C-586D, AA-50563
- NEMA: FB 1-2014, NEMA 3R
- 2011 NEC®

Catalog Number	UPC	Ship Case	Weight/Case	A
WRCB	81903	50	8	4.08

4" Round Box

5 Hole



E195124
UL* Listed and 2011 NEC*
and NEMA* 3R Compliant

Features

- 17.2 cubic inch capacity
- Includes 4 closure plugs and grounding screws
- 1/2" or 3/4" threaded hub
- For wall or ceiling mounting
- Installation instructions included
- Gray, bronze and white

Applications

- UL listed for wet locations
- For use with all round outlet box and lampholder covers

Standard Material

- Copper free aluminum

Standard Finish

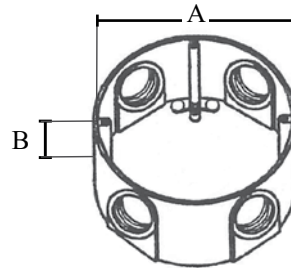
- Premium powder coat finish

Catalog Number	UPC	Threaded Hub	Ship Case	Weight/Case	A	B	C
WRB1550	81890	1/2"	25	14	4.31	.65	1.58
WRB1550B*	85580	1/2"	25	14	4.31	.65	1.58
WRB1550W**	83631	1/2"	25	14	4.31	.65	1.58
WRB1575	81891	3/4"	25	14	4.31	.65	1.58
WRB1575W**	83632	3/4"	25	14	4.31	.65	1.58

*Bronze **White

4" Round Extensions

4 Hole



E195124
UL* Listed and 2011 NEC*
and NEMA* 3R Compliant

Features

- Corrosion resistant die cast construction
- 1/2" or 3/4" threaded hub
- Installation instructions included

Applications

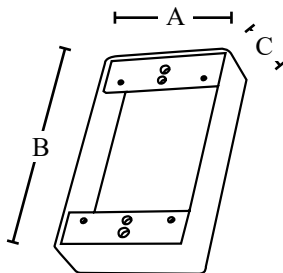
- UL listed for wet locations
- Expands cubic capacity and enables flush finish

Standard Material

- Copper free aluminum

Catalog Number	UPC	Threaded Hub	Ship Case	Weight/Case	A	B
WRB450EXT	83576	1/2"	10	6	4.31	1.58
WRB475EXT	83577	3/4"	10	6	4.31	1.58

Single Gang Extension Rectangle



Features

- Installation instructions included
- Superior commercial quality die cast metal construction

Applications

- Expands cubic capacity and enables flush finish

Standard Material

- Copper free aluminum

Standard Finish

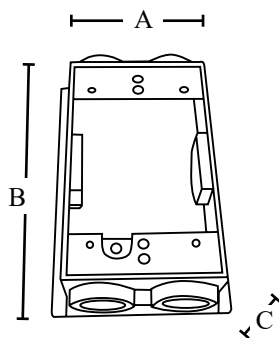
- Premium powder coat finish

Catalog Number	UPC	Ship Case	Weight/Case	A	B	C
WB1EXT	85111	25	6	2.81	4.56	1

4 Hole



UL® Listed and 2011 NEC® and NEMA® 3R Compliant



Features

- 1/2" or 3/4" threaded hub
- Installation instructions included

Applications

- UL listed for wet locations
- Expands cubic capacity and enables flush finish

Standard Material

- Copper free aluminum

Standard Finish

- Premium powder coat finish

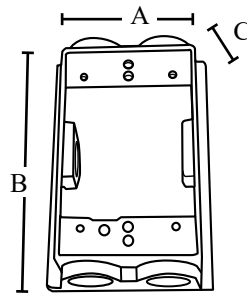
Catalog Number	UPC	Threaded Hub	Ship Case	Weight/Case	A	B	C
WB1450EXT	85096	1/2"	25	18	3.464	5.236	1.575
WB1475EXT	86547	3/4"	25	16	3.464	5.236	1.575

Single Gang Extensions

6 Hole



UL* Listed and 2011 NEC* and NEMA* 3R Compliant



Features

- NPT threads
- 1/2" or 3/4" threaded hub
- Installation instructions included

Applications

- UL listed for wet locations
- Expands cubic capacity and enables flush finish

Standard Material

- Copper free aluminum

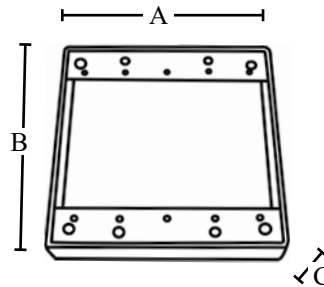
Standard Finish

- Premium powder coat finish

Catalog Number	UPC	Threaded Hub	Ship Case	Weight/Case	A	B	C
WB1650EXT	86548	1/2"	25	16	3.464	5.236	1.575
WB1675EXT	86549	3/4"	25	14	3.464	5.236	1.575

Double Gang Extension

Square



Features

- Installation instructions included
- Superior commercial quality die cast metal construction

Applications

- Expands cubic capacity and enables flush finish

Standard Material

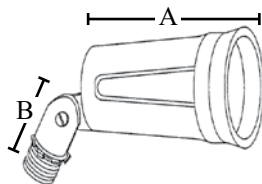
- Copper free aluminum

Standard Finish

- Premium powder coat finish

Catalog Number	UPC	Ship Case	Weight/Case	A	B	C
WB2EXT	85097	25	25	4.56	4.56	1

PAR Lamp Holders



Catalog Number	UPC	Size	Ship Case	Weight/Case	A	B
WPAR50	80868	1/2"	50	22	2.57	2
WPAR50B*	85579	1/2"	50	22	2.57	2
WPAR50W**	83633	1/2"	50	22	2.57	2

*Bronze **White

Features

- Medium base
- 1/2" locknut and gasket included
- 150 Watts
- Max Par38
- Swivels 180°
- Gray, bronze and white

Applications

- UL listed for wet locations

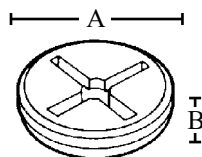
Standard Material

- Copper free aluminum

Standard Finish

- Premium powder coat finish

Closure Plugs



Catalog Number	UPC	Size	Ship Case	Weight/Case	A	B
WP50	19700	1/2"	100	2	.79	.33
WP75	19710	3/4"	50	2	1	.30
WP100	19720	1"	25	2	1.23	.28
Plastic						
WP50PL	86412	1/2"	100	1	.79	.33
WP50PLB*	86521	1/2"	50	1	.79	.33
WP50PLW**	86520	1/2"	50	1	.79	.33
WP75PL	86413	3/4"	50	1	1	.30

*Bronze **White

Features

- 1/2" - 1" closure plugs
- Gray, bronze and white

Applications

- UL listed for wet locations
- Safely seal off unused hubs in metallic outlet boxes

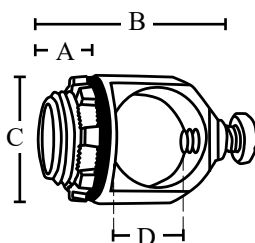
Standard Material

- Cast aluminum with powder coat finish or plastic

Standard Finish

- Cast aluminum – premium powder coat finish

Box Holder



Catalog Number	UPC	Size	Ship Case	Weight/Case	A	B	C	D
WPBH50	86900	1/2"	25	40	.38	1.55	1.125	.86

Features

- Can be used as an external means of support to meet the requirements of 2011 NEC Section 314-23
- Gray

Applications

- Stubs up electrical boxes, and fire alarms with rigid pipe between bar joists
- Installation is easy—simply insert the box support into the electrical box. The entire assembly is held secure with a 1/2" rigid steel conduit or water pipe

Standard Material

- Corrosion resistant die cast zinc

Vaporproof Fixtures



Features

- Ceiling, wall or pendant mounting
- All assembled fixtures are equipped with 5 holes and available with 1/2" & 3/4" threaded holes
- Socket with leads
- Heat resistant glass globe
- Prevents moisture entry
- Industrial grade, fully gasketed
- Designed to protect the interior from deteriorating effect of ice, corrosive fumes, and non-explosive vapors
- Gray

Applications

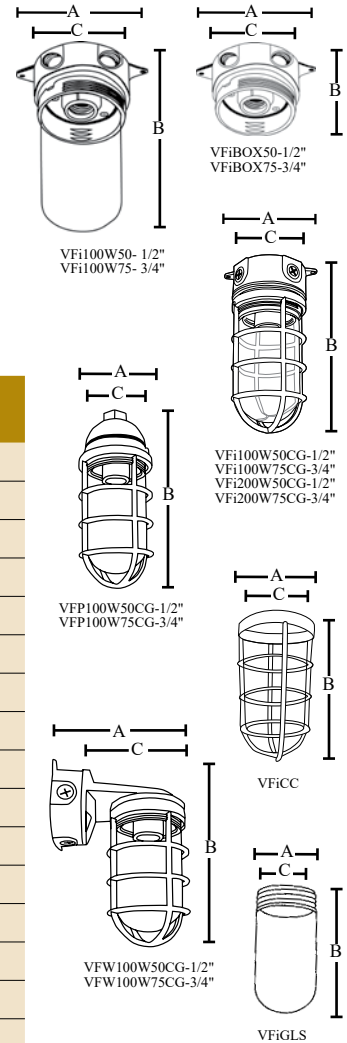
- UL listed for wet locations
- Maintains illumination for safety and performance in inclement weather
- Input Voltage: 120V

Standard Material

- Rugged die cast copper free aluminum

Standard Finish

- Premium powder coat finish



Catalog Number	UPC	# of Holes	Thread Size	Ship Case	Weight/Case	A	B	C
VFi100W50*	83868	5	1/2"	6	13	5.25	8.50	3.25
VFi100W75*	83869	5	3/4"	6	13	5.25	8.50	3.25
VFi100W50CG*	85156	5	1/2"	6	16	5.25	9	4.13
VFi100W75CG*	85157	5	3/4"	6	16	5.25	9	4.13
VFi200W50CG**	85561	5	1/2"	6	16	5.25	11.50	5.15
VFi200W75CG**	85562	5	3/4"	6	16	5.25	11.50	5.15
VFIBOX50	83872	5	1/2"	12	13	5.25	3.50	4.13
VFIBOX75	83871	5	3/4"	12	13	5.25	3.50	4.13
VFP100W50CG*	85235	-	1/2"	6	16	4.13	10.25	3.88
VFP100W75CG*	85236	-	3/4"	6	16	4.13	10.25	3.88
VFW100W50CG*	85237	5	1/2"	6	19	7.25	10	4.13
VFW100W75CG*	85238	5	3/4"	6	19	7.25	10	4.13
Vaporproof 7" Glass Globe								
VFiGLS	85155			6	6	3.25	7	3
7" Cast Cage								
VFiCC	83936			16	11	4.25	7.25	4.13

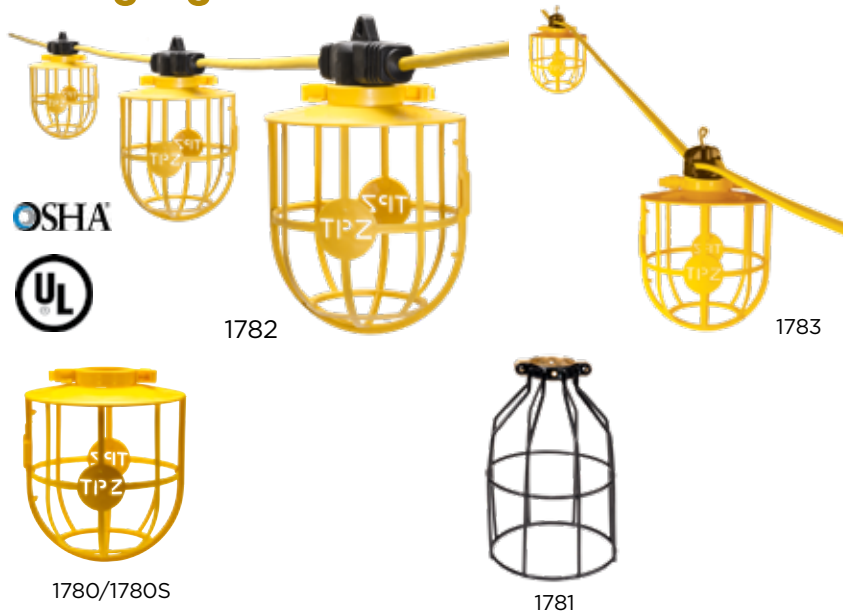
UL Listing:

Suitable for wet locations for use in dwellings. Suitable for use with 90° C supply wiring. Complies with UL Standard 1598. For non-hazardous locations where the lamp, socket and wiring require protection from rain, corrosive fumes, non-explosive vapors and gases.

*Approved for maximum 100W incandescent. **Approved for maximum 200W incandescent.

Temporary Lighting

String Lights



Features

- 1782 - OSHA Compliant
- 1782 - NEC approved
- 1782 - UL listed
- 100' total length with 10 sockets, one every 10'

Applications

- Can be used on job sites, parking lots & other commercial or industrial locations requiring a temporary light source
- Each socket individually rated up to 150w maximum

Catalog Number	UPC	Description	Size	Unit Carton	Quantity	Weight/Case
1780	84008	Yellow plastic cage medium base lamp socket	---	100	100	15
1780S	87126	Yellow plastic cage for pin type socket	---	100	100	15
1781	84009	Metal replacement cage	---	10	10	11
1782	84010	Temp. lighting molded cord with male plug end	14-2	1	100 Ft.	11
1783	84011	Temp. lighting flat wire pin type socket	14-2	1	100 Ft.	10

Victor Split Knobs

For Running Temporary Lighting



Features

- Porcelain construction promotes lasting performance
- Use with Topaz's Pigtail Socket

Applications

- For use as an insulator in temporary lighting applications

Standard Material

- Glazed porcelain

Catalog Number	UPC	Size	Ship Case	Weight/Case	A	B
V22	33790	1"	100	25	2.125	1
V38	33791	1-1/2"	50	39	3	1.50

Pigtail Sockets

60/600V



Features

- Right-handed thread
- Left-handed thread
- #14 stranded
- Brass shell contact

Applications

- Ideal for all temporary lighting applications
- Suitable for indoor and outdoor use

Standard Material

- Rubber

Catalog Number	UPC	Size	Left/Right Handed	Unit Carton	Ship Case	Weight/Case	Wire Size
T124	33517	6" Long	Right	25	250	26	14 GA
T124L	85697	6" Long	Left	25	250	26	14 GA

Highbay Worklight

400 Watt



**UL and cUL Listed
for Damp locations**



Meets EISA 2007 for energy efficiency.
Meets NEC 2005 and 2008 requirements.

Catalog Number	UPC	Size	Ship Case	Weight Case
17400HB	86898	3/4"	1	24
17400CG*	86901	---	6	17

* Safety cage only

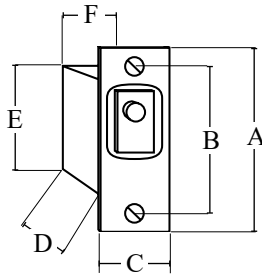
Features

- Fully assembled to save time and labor costs
- Multi-tap ballast: 120V, 208V, 240V, 277V (Factory wired 120V)
- 400W, clear MH pulse start lamp included
- Corrosion resistant welded steel safety cage included
- Replacement cages can also be purchased separately
- Two .75" knockouts for conduit access for multiple HID fixtures on back
- Easy carry handle
- Type "O" spring loaded pink porcelain screw shell socket
- Heavy duty corrosion resistant welded steel safety cage included (can also be purchased separately #17400CG)
- 3 ft. power cord #18/3 SSJTOW with NEMA 5-15120V, 15 amp plug
- Vented ballast housing to reduce temperature & overheating
- Steel housing, white powder coat finish
- 400W MH Pulse Start Type "O" Lamp included (Use Topaz MP400/BU/PS-37 replacement bulb)
- Open/Close bottom guard 10" opening for easy re-lamping

Applications

- Meets OSHA requirements for minimum illumination of work areas when properly installed

Pressure Sensitive Door & Canopy Switch



Features

- Equipped with wire leads and all screws
- Comes with metal box and steel plate with bronze coating
- Only 14 oz. pressure activates switch
- Back box of cold rolled steel
- Rating: 10a, 125V AC, 6A-250V single pole
- On when door opens

Applications

- General purpose electric door switch for indoor use on sliding or hinged doors in locations such as: closets, darkroom, walk-in refrigerators and off stage areas

Catalog Number	UPC	Unit Carton	Ship Case	Weight/Case	A	B	C	D	E	F
SD1	84007	1	100	50	3.875	3	1.25	2	2.625	1.25

Switch/Faceplate assembly, steel back box

(4) - #6 x 5/8" flathead steel wood screws

(2) - #6 32 x 1/2" flathead brass plated screws

(1) - #8 green tone ground screw

LED Temporary High Bay Fixture

120V/277V: 100 Watt and 150 Watt



Features

- Up to 75% Energy savings over HID
- Weighs less than 6 lbs
- Vibration, shock, and impact resistant
- Corrosion resistant heavy-duty safety cage
- 6 foot power cord; Type SJTW300V
- Includes 20" safety cable
- Ambient operating temperature: -22°F to 140°F
- Self-locking hook/carry handle can be interchanged with included eyebolt ring
- New air convection design allows improved heat dissipation
- M8 Screw thread for tripod and eyebolt ring
- Sturdy tripod constructed of PVC and carbon steel with durable black finish, sold separately (17P3TRI)

Applications

Suitable for use in the following areas:

- New building construction or renovation
- Any location where temporary lighting is required

Catalog Number	UPC	Wattage	Lumens	CCT	Operating Voltages	HID Replacement Wattage	Ship Case	Weight/Case
17100LEDP3	03784	100W	12,000	5000K	120V/277V	320 to 400W	4	22
17150LEDP3	03785	150W	18,000	5000K	120V/277V	400 to 600W	4	24

Catalog Number	UPC	Minimum Height	Maximum Height	Maximum Height with Fixture	Width of Open Tripod Base	Ship Case	Weight/Case
17P3TRI	03786	39.37"	78.74"	88.39"	35.43	6	30



Steel Boxes & Covers

Fan Support Boxes



Features

- Boxes – 1/2" - 2-1/8" deep
- Protective metal cover eliminates debris entry and damage to wire
- Easy-to-use slide select feature for choosing #8 and #10 screw holes
- Energy saving round design
- Side knockouts
- Maximum light fixture weight - 150 Lbs.
- Maximum ceiling fan weight - 70 Lbs.

Applications

- 4" round fan boxes can be used for new construction and remodel applications

Standard Material

- Galvanized steel

Catalog Number	UPC	Description	Knockouts		Cubic Inches	Ship Case	Weight/ Case	Width	Depth
			Sides	Bottoms					
CMB50	87176	1/2" deep pancake box	---	(3) - 1/2"	---	12	6	4"	1/2"
CMB150	87177	1-1/2" deep box	(2) - 1/2"	(3) - 1/2"	15.3	12	8	4"	1-1/2"
CMB218	87178	2-1/8" deep box	(2) - 1/2"	(3) - 1/2"	21.5	12	9	4"	2-1/8"

With Sidemount



Features

- Boxes – 1-1/2" & 2-1/8" deep
- Protective metal cover eliminates debris entry and damage to wire
- Easy-to-use slide select feature for choosing #8 and #10 screw holes
- Energy saving round design
- Side knockouts
- Maximum light fixture weight - 150 Lbs.
- Maximum ceiling fan weight - 70 Lbs.

Applications

- 4" round fan brace can be used for remodel application

Standard Material

- Galvanized steel

Catalog Number	UPC	Description	Knockouts		Cubic Inches	Ship Case	Weight/ Case	Width	Depth
			Sides	Bottoms					
CMB150SM	87228	1-1/2" deep fan box with sidemount	(2) - 1/2"	(3) - 1/2"	15.3	4	3	4"	1-1/2"
CMB218SM	87179	2-1/8" deep fan box with sidemount	(2) - 1/2"	(3) - 1/2"	21.5	4	5	4"	2-1/8"

Fan Support Boxes with Brace

New Work



Features

- Protective metal cover eliminates debris entry and damage to wire
- Easy-to-use slide select feature for choosing #8 and #10 screw holes
- Energy saving round design
- Side knockouts
- Maximum light fixture weight - 150 Lbs. on 16" centers, 90 Lbs. on 24" centers
- Maximum ceiling fan weight - 70 Lbs.

Applications

- 4" round fan brace can be used for new construction

Standard Material

- Galvanized steel

Catalog Number	UPC	Description	Knockouts		Cubic Inches	Ship Case	Weight/Case	Width	Depth
			Sides	Bottoms					
CMB150NB	87181	1-1/2" box with brace - new work	(2) - 1/2"	(3) - 1/2"	15.3	12	14	4"	1-1/2"

Old Work



Features

- Boxes – 1-1/2" & 2-1/8" deep
- Easy-to-use slide select feature for choosing #8 and #10 screw holes
- Shark bite technology for greater holding power; featuring 12 total gripping teeth
- Easy glide twin lead screw for fast installation
- Easy grip hex bar
- Maximum light fixture weight - 150 Lbs. on 16" centers, 50 Lbs. on 24" centers
- Maximum ceiling fan weight - 70 Lbs.

Applications

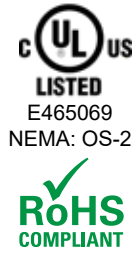
- 4" round fan brace can be used for remodel applications

Standard Material

- Galvanized steel

Catalog Number	UPC	Description	Knockouts		Cubic Inches	Ship Case	Weight/Case	Width	Depth
			Sides	Bottoms					
CMB150WB	87183	1- 1/2" box with brace - old work	(2) - 1/2"	(3) - 1/2"	15.3	12	26	4"	1-1/2"
CMB218WB	87184	2-1/8" box with brace - old work	(2) - 1/2"	(3) - 1/2"	21.5	12	28	4"	2-1/8"

PVC Fan Support Box With Studmount



Features

- One-sided stud mount with 3.5" length and removable joist holding tabs
- Protective plastic cover eliminates debris entry and damage to wire
- Corrosion resistant PVC construction
- Easy-to-use slide select feature for choosing #8 and #10 screw holes
- Energy saving round design
- Maximum light fixture weight - 210 Lbs.
- Maximum ceiling fan weight - 70 Lbs.

Applications

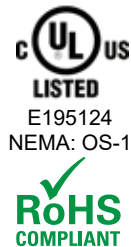
- 4" round fan box can be used for new construction and remodel applications

Standard Material

- PVC

Catalog Number	UPC	Description	Knockouts Sides	Knockouts Bottoms	Cubic Inches	Ship Case	Weight/Case	Width	Length
CPB13NMSM	87180	Fan box NM with studmount	(1) - 1/2"	(1) - 1/2"	12	12	3	4"	3-1/2"

4" Square Extensions



Features

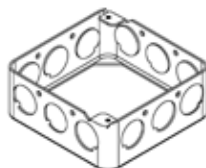
- 1-1/2" deep
- 21 cubic inches
- Add to junction boxes for additional wiring capacity

Applications

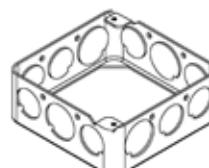
- Increases wiring capacity
- Provides access for additional conduit runs and electrical wire

Standard Material

- Galvanized steel



E4511



E4512

Catalog Number	UPC	Description	Knockouts Sides	Cubic Inches	Ship Case	Weight/Case
E4511	86701	Extension 1-1/2" deep 1/2" KO	(12) - 1/2"	21	50	20
E4512	86702	Extension 1-1/2" deep 1/2" & 3/4" KO	(8) - 1/2" & (4) - 3/4"	21	50	20

4" Square Drawn Boxes

1-1/4" and 1-1/2" Deep




 LISTED
 E195124
 NEMA: OS-1


 RoHS
 COMPLIANT

Features


- Drawn
- 1-1/4" and 1-1/2" deep
- Available in multiple KO sizes with raised ground emboss with installed 10/32 ground screw and pigtail where noted

Applications

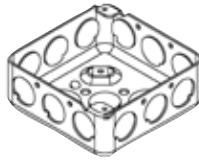
- 4" square drawn junction boxes can be installed in walls or ceilings for lighting fixtures, switches, receptacles or other outlet devices.
- Square boxes are used to bring power to a number of electrical devices where multiple conductor runs are split in two or more directions

Standard Material

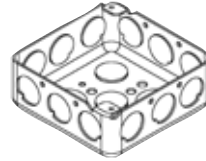
- Galvanized steel



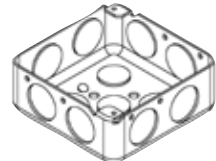
B4449



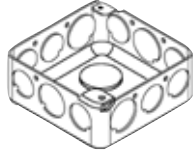
B4450



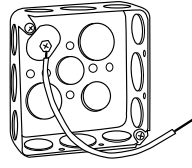
B4451



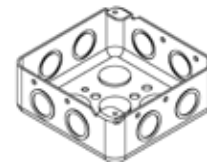
B4452



B4453



B4453PT

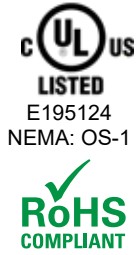


B4454

Catalog Number	UPC	Description	Knockouts		Cubic Inches	Ship Case	Weight/Case
			Sides	Bottom			
B4449	03934	1-1/4" deep 1/2" KO with raised ground emboss & 10/32 ground screw	(10) - 1/2"	(4) - 1/2"	18	25	16
B4450	86782	1-1/2" deep 1/2" KO with raised ground emboss & 10/32 ground screw	(12) - 1/2"	(4) - 1/2"	21	50	31
B4451	86998	1-1/2" deep 1/2" KO	(12) - 1/2"	(5) - 1/2"	21	50	31
B4452	86700	1-1/2" deep 3/4" KO	(8) - 3/4"	(3) - 1/2" & (2) - 3/4"	21	50	31
B4453	86999	1-1/2" deep 1/2" & 3/4" KO with raised ground emboss & 10/32 ground screw	(8) - 1/2" & (4) - 3/4"	(3) - 1/2" & (2) - 3/4"	21	50	31
B4453PT	03920	1-1/2" deep 1/2" & 3/4" KO with raised ground emboss, 10/32 ground screw & 7-1/2" pigtail	(8) - 1/2" & (4) - 3/4"	(2) - 1/2" & (2) - 3/4"	21	25	17
B4454	86783	1-1/2" deep 1/2" & 3/4" concentric KO with raised ground emboss & 10/32 ground screw	(8) - 1/2" & 3/4" Con	(2) - 1/2" & (2) - 3/4"	21	50	31

4" Square Drawn Deep Boxes

2-1/8" Deep



Features

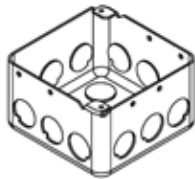
- Drawn
- 2-1/8" deep offer extra cubic capacity
- 29 cubic inches
- Available in multiple KO sizes and raised ground emboss with installed 10/32 ground screw where noted

Applications

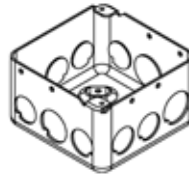
- 4" square drawn junction boxes can be installed in walls or ceilings for lighting fixtures, switches, receptacles or other outlet devices
- Square boxes are used to bring power to a number of electrical devices where multiple conductor runs are split in two or more directions

Standard Material

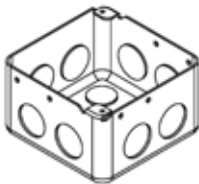
- Galvanized steel



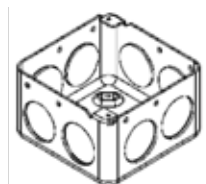
D4451



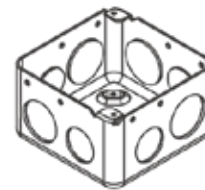
D4452



D4454



D4455

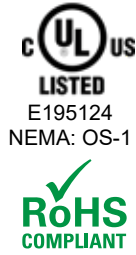


D4456

Catalog Number	UPC	Description	Knockouts		Cubic Inches	Ship Case	Weight/Case
			Sides	Bottom			
D4451	86720	2-1/8" deep 1/2" KO	(12) - 1/2"	(5) - 1/2"	29	50	41
D4452	86721	2-1/8" deep 1/2" & 3/4" KO with raised ground emboss & 10/32 ground screw	(8) - 1/2" & (4) - 3/4"	(2) - 1/2" & (2) - 3/4"	29	50	39
D4454	86723	2-1/8" deep 3/4" KO with raised ground emboss	(8) - 3/4"	(3) 1/2" & (2) - 3/4"	29	50	41
D4455	87210	2-1/8" deep 1" KO with raised ground emboss & 10/32 ground screw	(8) - 1"	(3) 1/2" & (2) 3/4"	29	50	41
D4456	87229	2-1/8" deep 3/4" & 1" KO with raised ground emboss & 10/32 ground screw	(4) - 3/4" & (4) - 1"	(2) - 1/2" & (2) - 3/4"	29	50	41

4" Square Welded Boxes

1-1/2" Deep



Features

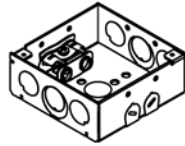
- Welded
- 1-1/2" deep
- Available in multiple KO sizes, MC clamps and eccentric KOs and pigtail where noted

Applications

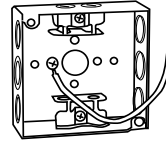
- 4" square welded junction boxes can be installed in walls or ceilings for lighting fixtures, switches, receptacles or other outlet devices
- Square boxes are used to bring power to a number of electrical devices where multiple conductor runs are split in two or more directions

Standard Material

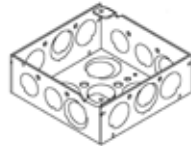
- Galvanized steel



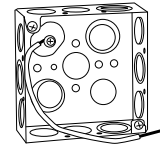
B8351



B8351PT



B8545

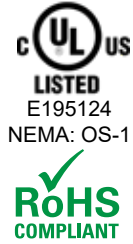


B8545PT

Catalog Number	UPC	Description	Knockouts		Cubic Inches	Ship Case	Weight/Case
			Sides	Bottom			
B8351	01987	1-1/2" deep 1/2" KO with MC Clamp	(2) - 1/2" & 3/4" Ecc & (4) - 1/2"	(1) - 1/2"	22	50	39
B8351PT	03924	1-1/2" deep 1/2" & 3/4" eccentric KO with MC Clamp, 10/32 ground screw & 7-1/2" pigtail	(4) - 1/2" & (2) - 1/2" & 3/4" Ecc	(1) - 1/2"	21	25	17
B8545	86765	1-1/2" deep 1/2" & 3/4" eccentric KO with raised ground emboss	(8) - 1/2" & (4) - 1/2" & 3/4" Ecc	(2) - 1/2" & (2) - 1/2" & 3/4" Ecc	22	50	35
B8545PT	03923	1-1/2" deep 1/2" & 3/4" eccentric KO with raised ground emboss, 10/32 ground screw & 7-1/2" pigtail	(8) - 1/2" & (4) - 1/2" & 3/4" Ecc	(2) - 1/2" & (2) - 1/2" & 3/4" Ecc	21	25	17

4" Square Welded Boxes

1-1/2" Deep with Bracket



Features

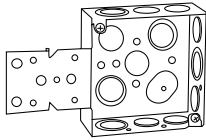
- Welded
- 1-1/2" deep
- Available in multiple KO sizes, with brackets, NM clamps, MC clamps, eccentric KOs and pigtail where noted

Applications

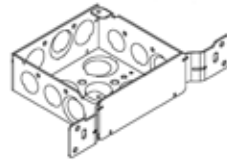
- 4" square welded junction boxes can be installed in walls or ceilings for lighting fixtures, switches, receptacles or other outlet devices
- Square boxes are used to bring power to a number of electrical devices where multiple conductor runs are split in two or more directions

Standard Material

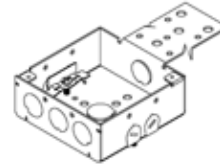
- Galvanized steel



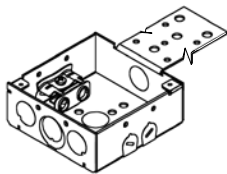
B6548



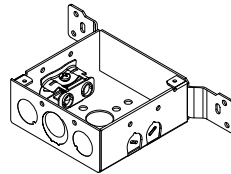
B8544



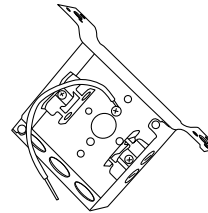
B8547



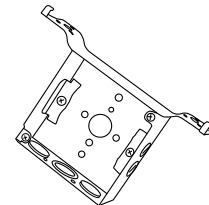
B8548



B8549



B8549PT



B8550

Catalog Number	UPC	Description	Knockouts		Cubic Inches	Ship Case	Weight/Case
			Sides	Bottom			
B6548	03933	1-1/2" deep 1/2" & 3/4" eccentric KO with S bracket & raised ground emboss	(6) - 1/2" & (3) - 1/2" & 3/4" Ecc	(2) - 1/2" & (2) - 1/2" & 3/4" Ecc	21	25	20
B8544	86764	1-1/2" deep 1/2" & 3/4" eccentric KO with FL bracket	(6) - 1/2" & (3) - 1/2" & 3/4" Ecc	(3) - 1/2" & (2) - 1/2" & 3/4" Ecc	22	50	39
B8547	87142	1-1/2" deep 1/2" KO with NM Clamp & S bracket	(4) - 1/2" & 4 pryouts	(1) - 1/2"	22	50	42
B8548	87267	1-1/2" deep 1/2" & 3/4" eccentric KO with MC Clamp & S bracket	(3) - 1/2" (1) - 1/2" & 3/4" Ecc & 4 pryouts	(1) - 1/2"	22	50	24
B8549	87264	1-1/2" deep 1/2" & 3/4" eccentric KO with MC Clamp & FL bracket	(3) - 1/2" (1) - 1/2" & 3/4" Ecc & 4 pryouts	(1) - 1/2"	22	50	42
B8549PT	03926	1-1/2" deep 1/2" & 3/4" eccentric KO with MC Clamp, FL bracket, 10/32 ground screw & 7-1/2" pigtail	(2) - 1/2" & (1) - 1/2" & 3/4" Ecc	(1) - 1/2"	21	25	22
B8550	03932	1-1/2" deep 1/2" & 3/4" eccentric KO with NM Clamp & FL bracket	(2) - 1/2" & (1) - 1/2" & 3/4" Ecc	(1) - 1/2"	21	25	20

4" Square Welded Boxes 1-1/2" Deep with Metal Stud Bracket




 LISTED
 E195124
 NEMA: OS-1


 RoHS
 COMPLIANT

Features

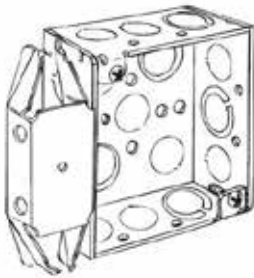
- Welded
- Metal stud bracket
- 1-1/2" deep
- Available with NM or MCI clamp

Applications

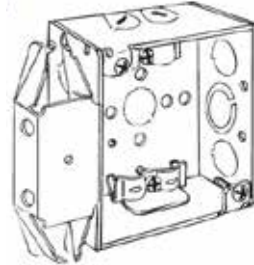
- Built in Metal stud bracket allows 4" Square box to mount directly to a metal stud .
- Square boxes are used to bring power to a number of electrical devices where multiple conductor runs are split in two or more directions

Standard Material

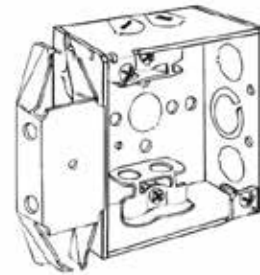
- Galvanized steel



B6227



B6228

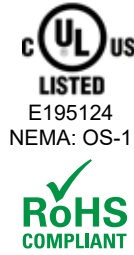


B6229

Catalog Number	UPC	Description	Knockouts	Cubic Inches	Ship Case	Weight/ Case
B6227	03689	1-1/2" deep 1/2" & 3/4" eccentric KOs	(6) - 1/2", (3) - 1/2" & 3/4" Ecc	21	25	21
B6228	03690	1-1/2" deep 1/2" & 3/4" eccentric KO with NM clamp	(2) - 1/2", (1) - 1/2" & 3/4" Ecc	21	25	21
B6229	03691	1-1/2" deep 1/2" & 3/4" eccentric KO with MC clamp	(2) - 1/2" & (1) 1/2" & 3/4" Ecc	21	25	21

4" Square Welded Deep Boxes

2-1/8" Deep



Features

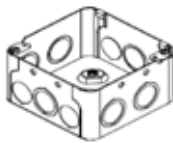
- Welded
- 2-1/8" deep offer extra cubic capacity
- Available in multiple eccentric & concentric KO sizes with MC clamps, raised ground emboss with 10/32 ground screw and pigtail where noted

Applications

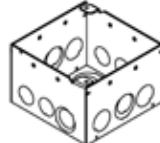
- 4" square welded junction boxes can be installed in walls or ceilings for lighting fixtures, switches, receptacles or other outlet devices
- Square boxes are used to bring power to a number of electrical devices where multiple conductor runs are split in two or more directions

Standard Material

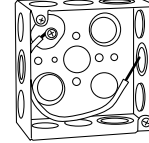
- Galvanized steel



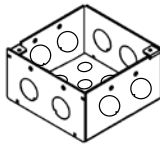
B8452



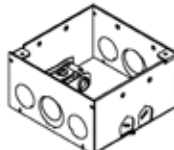
B8546



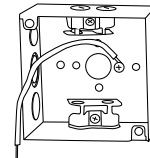
B8546PT



D6544



D6550



D6550PT

Catalog Number	UPC	Description	Knockouts		Cubic Inches	Ship Case	Weight/Case
			Sides	Bottom			
B8452	86762	2-1/8" deep 1/2" & 3/4" concentric KO with raised ground emboss & 10/32 ground screw	(6) - 1/2" & 3/4" Con & (4) - 1/2"	(2) - 1/2" & 3/4" Con & (2) - 1/2"	31.5	50	45
B8546	87140	2-1/8" deep 1/2" & 3/4" eccentric KO with raised ground emboss	(4) - 1/2" & (2) 1/2" & 3/4"	(2) - 1/2" & 3/4" Ecc & (3) - 1/2"	31.5	50	45
B8546PT	03927	2-1/8" deep 1/2" & 3/4" eccentric KO with raised ground emboss, 10/32 ground screw & 7-1/2" pigtail	(8) - 1/2" & (4) - 1/2" & 3/4" Ecc	(2) - 1/2" & (2) - 1/2" & 3/4" Ecc	30.3	25	23
D6544	03396	2-1/8" deep 1/2" & 3/4" KO	(8) - 3/4"	(3) - 1/2" & (2) - 3/4"	30.5	25	21
D6550	01018	2-1/8" deep 1/2" & 3/4" eccentric KO with MC clamp	(4) - 1/2" & (2) 1/2" & 3/4" Ecc & 4 pryouts	(1) - 1/2"	31.5	50	50
D6550PT	03928	2-1/8" deep 1/2" & 3/4" eccentric KO with MC Clamp, 10/32 ground screw & 7-1/2" pigtail	(4) - 1/2" & (2) - 1/2" & 3/4" Ecc	(1) - 1/2"	30.3	25	25

4" Square Welded Deep Boxes

2-1/8" Deep with Bracket



UL US
LISTED
E195124
NEMA: OS-1

RoHS
COMPLIANT

Features

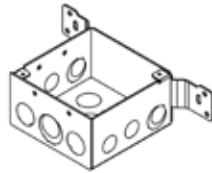
- Welded
- 2-1/8" deep offer extra cubic capacity
- Available in multiple eccentric KO sizes with MC clamps, NM clamp, brackets, 10/32 ground screw and pigtail where noted

Applications

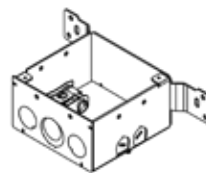
- 4" square welded junction boxes can be installed in walls or ceilings for lighting fixtures, switches, receptacles or other outlet devices
- Square boxes are used to bring power to a number of electrical devices where multiple conductor runs are split in two or more directions

Standard Material

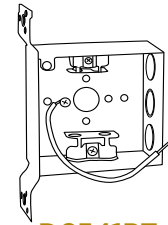
- Galvanized steel



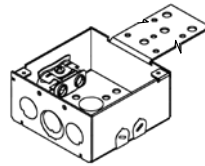
D6500



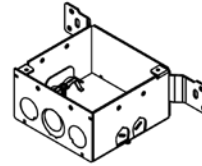
D6541



D6541PT



D6542



D6543

Catalog Number	UPC	Description	Knockouts		Cubic Inches	Ship Case	Weight/Case
			Sides	Bottom			
D6500	87268	2-1/8" deep 1/2" & 3/4" eccentric KO with FL bracket	(6) - 1/2" (3) - 1/2" & 3/4" Ecc	(3) - 1/2" (2) - 1/2" & 3/4" Ecc	31.5	50	56
D6541	87265	2-1/8" deep 1/2" & 3/4" eccentric KO with MC Clamp & FL bracket	(2) - 1/2" (1) - 1/2" & 3/4" Ecc & 4 pryouts	(1) - 1/2"	31.5	50	57
D6541PT	03929	2-1/8" deep 1/2" & 3/4" eccentric KO with MC Clamp, FL bracket, 10/32 ground screw & 7-1/2" pigtail	(2) - 1/2" & (1) - 1/2" & 3/4" Ecc	(1) - 1/2"	30.3	25	28
D6542	03228	2-1/8" deep 1/2" & 3/4" eccentric KO with MC Clamp & S bracket	(2) 1/2" (1) 1/2" & 3/4" Ecc & 4 pryouts	(1) 1/2"	30.3	25	25
D6543	01019	2-1/8" deep 1/2" & 3/4" eccentric KO with NM Clamp & FL bracket	(2) - 1/2" & (1) - 1/2" & 3/4" Ecc & 4 pryouts	(1) - 1/2"	31.5	50	51

4" Square Welded Boxes 2-1/8" Deep with Metal Stud Bracket




LISTED
 E195124
 NEMA: OS-1


RoHS
 COMPLIANT

Features

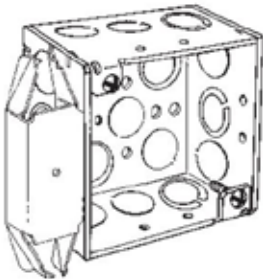
- Welded
- Metal stud bracket
- 2-1/8" deep boxes offer extra cubic capacity
- Available with MCI clamp

Applications

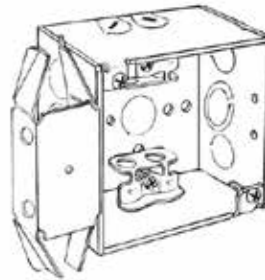
- Built in metal stud bracket allows 4" square box to mount directly to a metal stud
- Square boxes are used to bring power to a number of electrical devices where multiple conductor runs are split in two or more directions

Standard Material

- Galvanized steel



B6238




B6243

Catalog Number	UPC	Description	Knockouts	Cubic Inches	Ship Case	Weight/Case
B6238	03692	2-1/8" deep 1/2" & 3/4" eccentric KOs	(6) - 1/2", (3) - 1/2" & 3/4" Ecc	30.3	25	26
B6243	03693	2-1/8" deep 1/2" & 3/4" eccentric KO with MC clamp	(2) - 1/2" & (1) 1/2" & 3/4" Ecc	30.3	25	26

4" Square to Round Device Rings




 LISTED
 E195124
 NEMA: OS-1


 COMPLIANT

Features

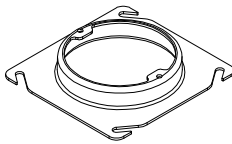
- 4" square to round 5/8" - 2" raised device rings are used to mount light fixtures in walls and ceilings
- They convert a square box to a round ceiling or wall opening with 8-32 threaded mounting tabs 2.75" c.c.

Applications

- Use to mount ceiling lights or wall sconce lights
- The angled slots on the covers compensate for up to 12° of box misalignment on upright framing members

Standard Material

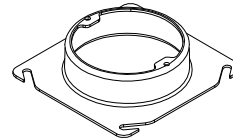
- Galvanized steel



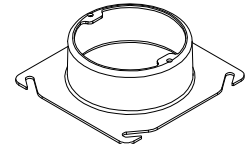
C6500



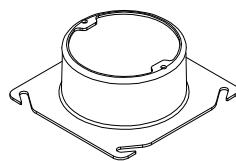
C6501



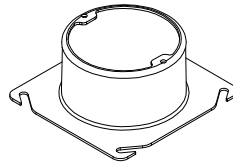
C6502



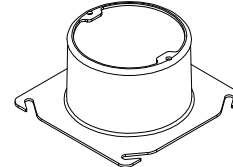
C6503



C6504



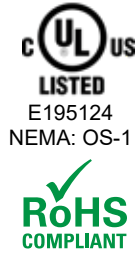

C6505



C6506

Catalog Number	UPC	Description	Depth	Cubic Inches	Ship Case	Weight/Case
C6500	87269	1/2" raised	1/2"	3	50	12
C6501	87270	5/8" raised	5/8"	4	50	17
C6502	87271	3/4" raised	3/4"	5	50	17
C6503	87272	1" raised	1"	6.8	50	22
C6504	87273	1-1/4" raised	1-1/4"	8.5	50	28
C6505	87274	1-1/2" raised	1-1/2"	9.7	50	32
C6506	87275	2" raised	2"	12.9	50	43

4" Square Box Mounting Plate with Single Gang Device Ring



Features

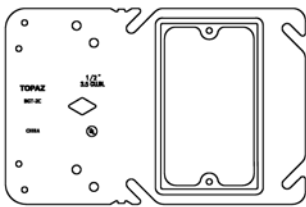
- Heavy-duty support plate with built in single gang device ring
- Available in 1/2", 5/8" and 3/4" depths
- Oversized holes to easily view marked lines on stud

Applications

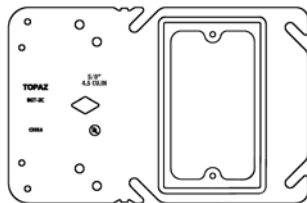
- Use to mount a 4" square electrical box to a metal stud
- Heavy-duty support plate eliminates the need for a far side support

Standard Material

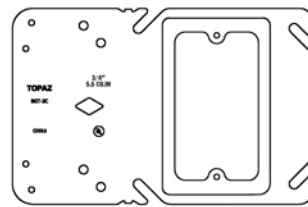
- Galvanized steel



W4453




W4454



W4455

Catalog Number	UPC	Description	Depth	Cubic Inches	Ship Case	Weight/Case
W4453	03694	4" square box support cover with single gang device ring	1/2"	3.5	25	11
W4454	03695	4" square box support cover with single gang device ring	5/8"	4.5	25	11
W4455	03696	4" square box support cover with single gang device ring	3/4"	5.5	25	12

4" Industrial Covers



Features

- Includes hardware for mounting receptacles
- Available in various cover designs
- Crushed corners
- Raised 5/8"
- 6.6 cubic inch

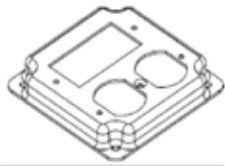
Applications

- 4" square industrial surface covers allow for a quick installation of electrical devices to steel covers before they are mounted to the box
- Raised 5/8" to protect wires inside the box for switches, receptacles, and outlets

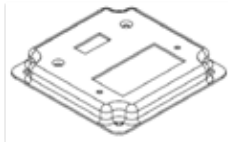
Standard Material

- Galvanized steel

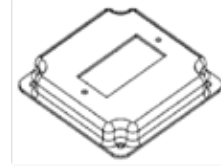
Catalog Number	UPC	Description	Depth	Cubic Inches	Ship Case	Weight/Case
C2237	87206	(1) GFI (1) Duplex	5/8"	6.6	50	24
C2238	87211	(1) Toggle (1) GFI	5/8"	6.6	50	24
C2239	87207	(1) GFI	5/8"	6.6	50	25
C2240	87212	(2) GFI	5/8"	6.6	50	24
C2241	86737	(2) 20A 1.60" diameter	5/8"	6.6	50	24
C2242	86738	(1) Duplex (1) Toggle switch	5/8"	6.6	50	25
C2243	86739	(2) Duplex receptacles	5/8"	6.6	50	22
C2244	86740	(1) 15A 1.406" diameter	5/8"	6.6	50	27
C2245	87141	(2) Toggle switches	5/8"	6.6	50	29
C2246	86742	(1) 40A/50A 2.155" diameter	5/8"	6.6	50	24
C2247	86743	(1) Duplex (1) 15A 1.406" diameter	5/8"	6.6	50	24
C2248	86744	(1) Toggle Switch (1) 15A 1.406" diameter	5/8"	6.6	50	27
C2249	86745	(1) Toggle switch	5/8"	6.6	50	30
C2250	86746	(2) 15A 1.406" diameter	5/8"	6.6	50	25
C2251	86747	(1) 20A 1.60" diameter	5/8"	6.6	50	26
C3451	86774	(1) Duplex	5/8"	6.6	50	25
C3452	86775	(1) Toggle switch (1) Flush duplex	5/8"	6.6	50	26
C3453	86776	(1) 15A 1.406" diameter (1) Flush duplex	5/8"	6.6	50	25
C3454	86777	(1) Flush duplex	5/8"	6.6	50	27



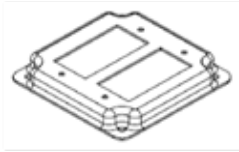
C2237



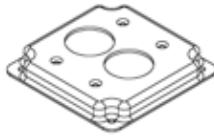
C2238



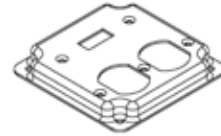
C2239



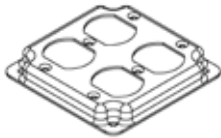
C2240



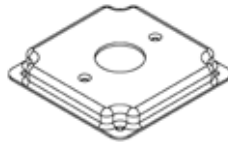
C2241



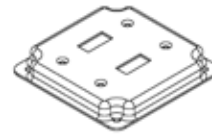
C2242



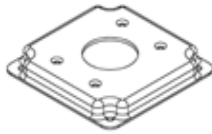
C2243



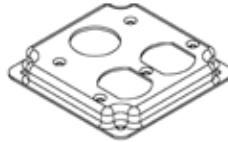
C2244



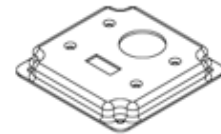
C2245



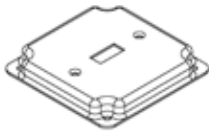
C2246



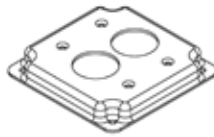
C2247



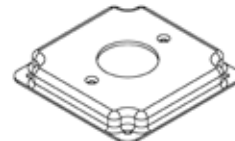
C2248



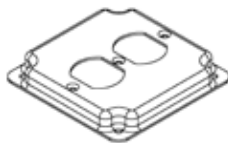
C2249



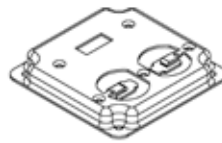
C2250



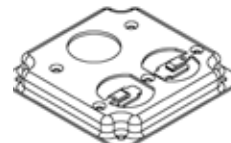
C2251



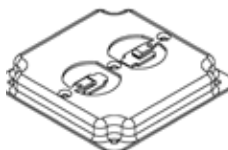
C3451



C3452



C3453



C3454

4" Square Single Gang Device Rings & Covers



Features

- Ideal for exposed work applications, providing an easy method for the installation of electrical devices
- Can be used on any 4" square box

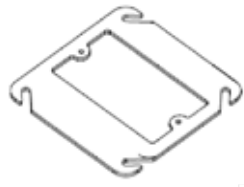
Applications

- 4" single gang device rings are used with 4" square boxes to mount switches, receptacles and devices
- Angled slots on the covers compensate for up to 12° of box misalignment on upright framing members
- C7515 flat surface is keyed to catch plaster or drywall mud
- 4" square blank flat covers are used to cover 4" square box wiring and provide a means for access when future conduit runs are required

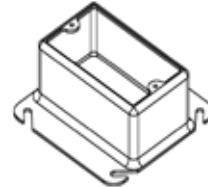
Standard Material

- Galvanized steel

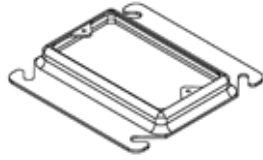
Catalog Number	UPC	Description	Depth	Cubic Inches	Ship Case	Weight/Case
DEVICE RINGS						
C4450	87208	Flat	---	---	200	21
C4451	87160	Raised 1/4"	1/4"	1.5	200	24
C4452	87161	Raised 1/4"	1/4"	1.7	200	22
C4453	87162	Raised 1/2"	1/2"	3.5	100	36
C4454	87163	Raised 5/8"	5/8"	4.5	100	38
C4455	87164	Raised 3/4"	3/4"	5.5	100	40
C4456	87165	Raised 1"	1"	7.5	50	21
C4457	87166	Raised 1-1/4"	1-1/4"	9.4	50	27
C4458	87209	Raised 1-1/2"	1-1/2"	11.3	50	28
C4459	87214	Raised 2"	2"	14.5	50	31
C7515	87143	4S Plaster ring raised 1/4"	1/4"	1.5	100	30
COVERS						
C7516	86760	Blank flat	Flat	1.5	50	32
C7517	86781	1/2" KO flat	Flat	---	50	50
CT1551	87167	Tile cover raised 1/4"	1/4"	1.7	100	22
CT1552	87168	Tile cover raised 1/2"	1/2"	3.5	100	36
CT1553	87169	Tile cover raised 3/4"	3/4"	5.5	100	40



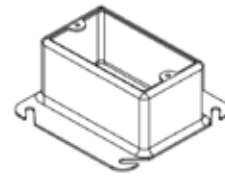
C4450



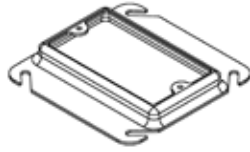
C4458



C4451



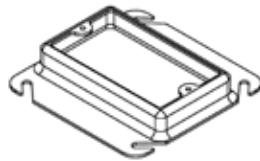
C4459



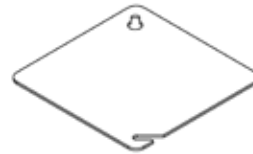
C4452



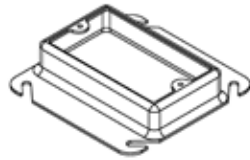
C7515



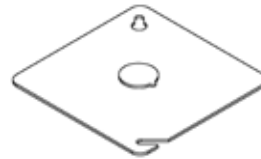
C4453



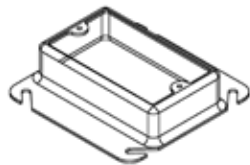
C7516



C4454



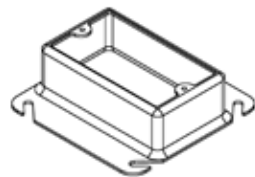
C7517



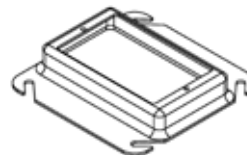
C4455



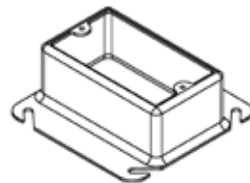
CT1551



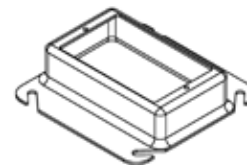
C4456



CT1552




C4457



CT1553

4" Square Double Gang Device Rings




 LISTED
 E195124
 NEMA: OS-1


 RoHS
 COMPLIANT

Features

- Ideal for exposed work applications, providing an easy method for the installation of electrical devices
- Can be used on any 4" square box

Applications

- 4" double gang device rings are used with 4" square boxes to mount switches, receptacles and devices
- Angled slots on the covers compensate for up to 12° of box misalignment on upright framing members
- Four slots for mounting vertically or horizontally

Standard Material

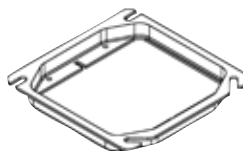
- Galvanized steel



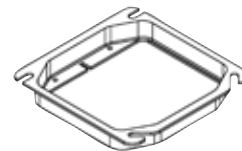
R2240



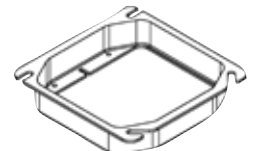
R2241



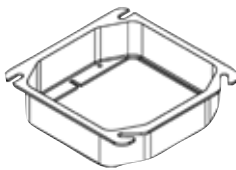
R2242



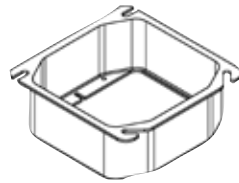
R2243



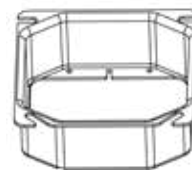
R2244



R2245



R2246



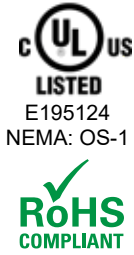

R2247



R2248

Catalog Number	UPC	Description	Depth	Cubic Inches	Ship Case	Weight/Case
R2240	01542	Flat	Flat	---	200	21
R2241	86731	Raised 1/4"	1/4"	2.3	200	24
R2242	86732	Raised 1/2"	1/2"	5.4	100	22
R2243	86733	Raised 5/8"	5/8"	7	100	36
R2244	86734	Raised 3/4"	3/4"	8.5	100	38
R2245	86735	Raised 1"	1"	11.6	50	40
R2246	86736	Raised 1-1/4"	1-1/4"	14.7	50	21
R2247	01021	Raised 1-1/2"	1-1/2"	15.5	50	22
R2248	01022	Raised 2"	2"	20.7	50	23

4" Square Box Mounting Plate with Double Gang Device Ring



Features

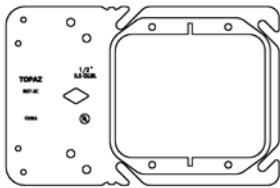
- Heavy-duty support plate with built in double gang device ring
- Available in 1/2", 5/8" and 3/4" depths
- Oversized holes to easily view marked lines on stud

Applications

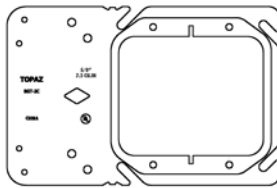
- Use to mount a 4" square electrical box to a metal stud
- Heavy-duty support plate eliminates the need for a far side support

Standard Material

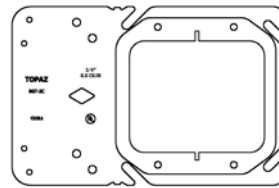
- Galvanized steel



W2242



W2243




W2244

Catalog Number	UPC	Description	Depth	Cubic Inches	Ship Case	Weight/Case
W2242	03697	4" square box support cover with double gang device ring	1/2"	5.5	20	15
W2243	03698	4" square box support cover with double gang device ring	5/8"	7.3	20	16
W2244	03699	4" square box support cover with double gang device ring	3/4"	8.8	20	16.5

4-11/16" Square Welded Boxes

2-1/8" Deep



Features

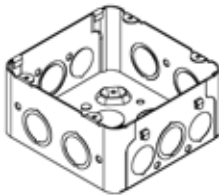
- Welded
- 2-1/8" deep
- Available in multiple KO sizes, with eccentric or concentric KOs, raised ground emboss with installed 10/32 ground screw and pigtail where noted

Applications

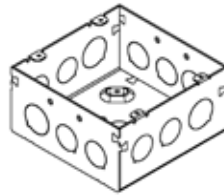
- 4-11/16" square welded junction boxes are used in a variety of industrial applications where larger sized conductors or wiring devices are needed and more volume is required
- Can be installed in walls or ceilings for lighting fixtures, switches, receptacles or other outlet devices. 2-1/8" deep boxes offer extra cubic capacity

Standard Material

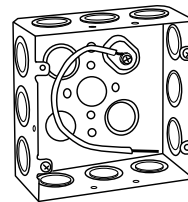
- Galvanized steel



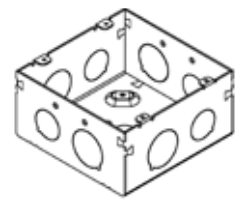
B8451



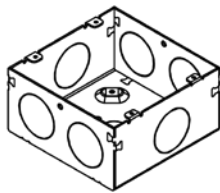
B8453



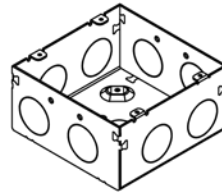
B8453PT



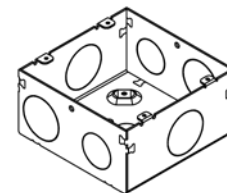
B8454



B8455



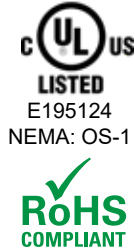
B8456



B8457

Catalog Number	UPC	Description	Knockouts		Cubic Inches	Ship Case	Weight/Case
			Sides	Bottom			
B8451	86761	2-1/8" deep 1/2" & 3/4" concentric KO with raised ground emboss & 10/32 ground screw	(4) - 1/2" & (6) - 1/2" & 3/4" Con	(2) - 1/2" & 3/4" Con & (2) - 1/2"	44	20	32
B8453	86763	2-1/8" deep 1/2" & 3/4" KO with raised ground emboss & 10/32 ground screw	(8) - 1/2" & (4) - 3/4"	(2) - 1/2" & (2) - 3/4"	44	20	36
B8453PT	03931	2-1/8" deep 1/2" & 3/4" eccentric KO with raised ground emboss, 10/32 ground screw & 7-1/2" pigtail	(12) - 1/2" & 3/4" Ecc	(2) - 1/2" & (2) - 1/2" & 3/4" Ecc	42	20	23
B8454	87146	2-1/8" deep 3/4" & 1" KO with raised ground emboss & 10/32 ground screw	(4) - 3/4" & (4) - 1"	(2) - 1/2" & (2) - 3/4"	44	20	36
B8455	01864	2-1/8" deep 1-1/4" KO with raised ground emboss & 10/32 ground screw	(6)-1-1/4"	(2) - 1/2" & (2) - 3/4"	44	20	23
B8456	01876	2-1/8" deep 1" KO with raised ground emboss & 10/32 ground screw	(8)-1"	(2) - 1/2" & (2) - 3/4"	44	20	23
B8457	01878	2-1/8" deep 1" & 1-1/4" KO with raised ground emboss & 10/32 ground screw	(2)-1" & (4)-1-1/4"	(2) - 1/2" & (2) - 3/4"	44	20	23

4-11/16" Square Extensions 1-1/2" and 2-1/8" Deep



Features

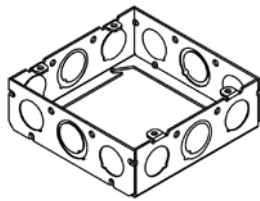
- 1-1/2" and 2-1/8" deep
- 31 cubic inches 1-1/2" deep
- 44 cubic inches 2-1/8" deep

Applications

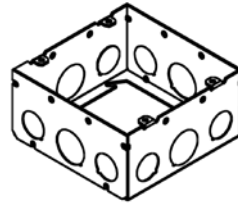
- Increases wiring capacity
- Provides access for additional conduit runs and electrical wire

Standard Material

- Galvanized steel



B7451



B7452

Catalog Number	UPC	Description	Knockouts Sides	Cubic Inches	Ship Case	Weight/Case
B7451	02001	1-1/2" deep 1/2" & 3/4" eccentric KO	(4)-1/2" & 3/4" Ecc & (8)-1/2"	31	20	15
B7452	02013	2-1/8" deep 1/2" & 3/4" KO	(8)-1/2" & (4)-3/4"	44	20	19

4-11/16" Single Gang Device Rings & Covers



Features

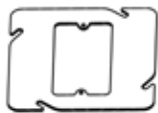
- Ideal for exposed work applications, providing an easy method for the installation of electrical devices
- Can be used on any 4-11/16" square box

Applications

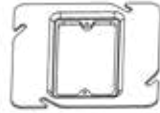
- 4-11/16" single gang device rings are used with 4-11/16" square boxes to mount switches, receptacles and devices
- Angled slots on the covers compensate for up to 12° of box misalignment on upright framing members
- 4-11/16" square covers are used to cover 4-11/16" square box wiring and provide a means for access when future conduit runs are required

Standard Material

- Galvanized steel



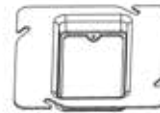
F1451



F1452



F1453



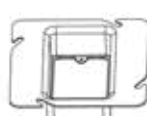
F1454



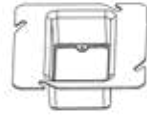
F1455



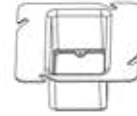
F1456



F1457



F1458



F1459

Catalog Number	UPC	Description	Depth	Cubic Inches	Ship Case	Weight/Case
DEVICE RINGS						
F1451	014879	Flat	Flat	---	100	18
F1452	014893	Raised 1/4"	1/4"	1.8	100	18
F1453	014619	Raised 1/2"	1/2"	3.8	50	19
F1454	014626	Raised 5/8"	5/8"	4.3	50	20
F1455	014695	Raised 3/4"	3/4"	5.5	50	21
F1456	014749	Raised 1"	1"	7.5	40	21
F1457	014770	Raised 1-1/4"	1-1/4"	9.4	40	21
F1458	014787	Raised 1-1/2"	1-1/2"	11.2	40	23
F1459	014794	Raised 2"	2"	14.4	40	27
COVERS						
C7510	87175	Flat (1) 1/2" KO Hole & (1) Slot	Flat	---	50	31
C7511	86754	Blank flat (2) Hole & (2) Slot	Flat	---	50	31
C7516	86756	Blank flat (1) Hole & (1) Slot	Flat	---	50	31
C7514	86757	1 gang 1/4" raised (2) Hole & (2) Slot	1/4"	---	50	31



C7510



C7511

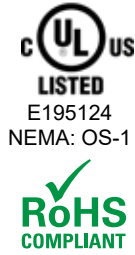


C7516



C7514

4-11/16" Double Gang Device Rings



Features

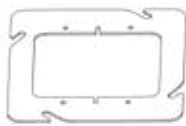
- Ideal for exposed work applications, providing an easy method for the installation of electrical devices
- Can be used on any 4-11/16" square box

Applications

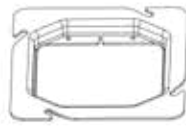
- 4-11/16" double gang device rings are used with 4-11/16" square boxes to mount switches, receptacles and devices
- Angled slots compensate for up to 12" of box misalignment on upright framing members
- Four slots for mounting vertically or horizontally

Standard Material

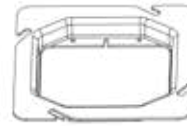
- Galvanized steel



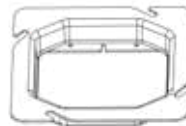
F2341



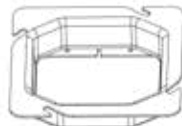
F2342



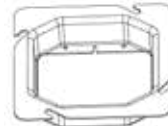
F2343



F2344



F2345




F2346

Catalog Number	UPC	Description	Depth	Cubic Inches	Ship Case	Weight/Case
F2341	015845	Flat	Flat	---	50	15
F2342	015852	Raised 1/2"	1/2"	5.8	50	15
F2343	015869	Raised 5/8"	5/8"	7.5	50	16
F2344	015876	Raised 3/4"	3/4"	8.8	50	16
F2345	015883	Raised 1"	1"	11.8	40	17
F2346	015890	Raised 1-1/4"	1-1/4"	14.5	40	18

4-11/16" Industrial Covers




 LISTED
 E195124
 NEMA: OS-1


 RoHS
 COMPLIANT

Features

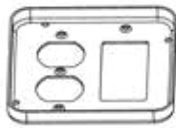
- Includes hardware for mounting receptacles
- Available in various cover designs
- Raised 1/2"

Applications

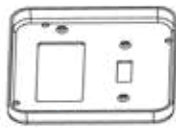
- 4-11/16" square industrial surface covers allow for a quick installation of electrical devices to steel covers before they are mounted to the box
- Protect wires inside the box for switches, receptacles, and outlets

Standard Material

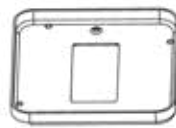
- Galvanized steel



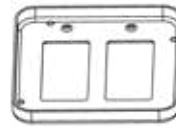
F2237



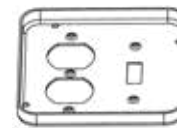
F2238



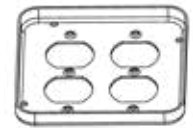
F2239



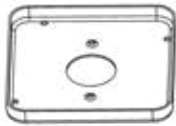
F2240



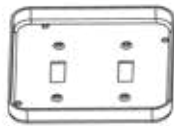
F2242



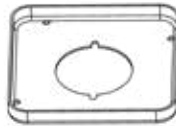
F2243



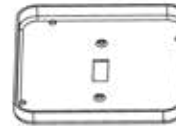
F2244



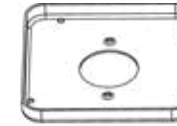
F2245



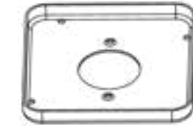
F2246



F2249



F2251

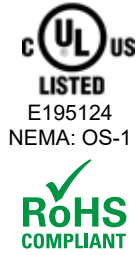


F2252

Catalog Number	UPC	Description	Depth	Ship Case	Weight/Case
F2237	01590	(1) GFI (1) Duplex	1/2"	25	11
F2238	01591	(1) Toggle (1) GFI	1/2"	25	11
F2239	01595	(1) GFI	1/2"	25	11
F2240	01596	(2) GFI	1/2"	25	11
F2242	01597	(1) Duplex (1) Toggle switch	1/2"	25	11
F2243	01598	(2) Duplex receptacles	1/2"	25	11
F2244	01599	(1) 15A - 1.406" diameter	1/2"	25	11
F2245	01600	(2) Toggle switches	1/2"	25	11
F2246	01601	(1) 30A/50A - 2.155" diameter	1/2"	25	11
F2249	01602	(1) Toggle switch	1/2"	25	11
F2251	01603	20-30A - 1.60" diameter	1/2"	25	12
F2252	01604	30A - 1.719" diameter	1/2"	25	14

4" Octagon Drawn Boxes & Extensions

1-1/2" Deep



Features

- Drawn
- 1-1/2" deep
- 15.8 cubic inches
- Available in multiple KO sizes, with or without concentric KOs and raised ground emboss with installed 10/32 ground screw where noted

Applications

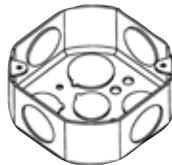
- 4" octagon junction boxes are used to install ceiling and wall lighting fixtures, fans or convenience outlets and devices
- Octagon boxes are used to bring power to an electrical device where multiple conductor runs are split in two or more directions

Standard Material

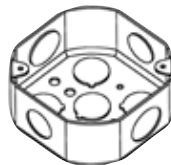
- Galvanized steel



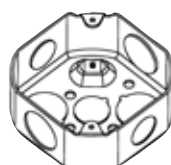
G4451



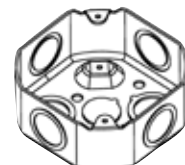
G4452



G4453



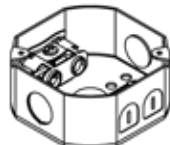
G4454



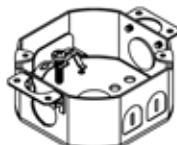
G4455



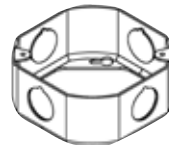
G2450



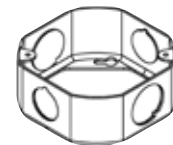
G2451



G2453



EG411



EG412

Catalog Number	UPC	Description	Knockouts		Cubic Inches	Ship Case	Weight/Case
			Sides	Bottom			
BOXES							
G4451	86710	1-1/2" deep 1/2" KO	(4) - 1/2"	(4) - 1/2"	15.8	50	24
G4452	86711	1-1/2" deep 3/4" KO	(4) - 3/4"	(3) - 1/2" & (2) - 3/4"	15.8	50	26
G4453	86712	1-1/2" deep 1/2" & 3/4" KO	(2) - 1/2" & (2) - 3/4"	(5) - 1/2"	15.8	50	26
G4454	86716	1-1/2" deep 1/2" & 3/4" KO with raised ground emboss & 10/32 ground screw	(2) - 1/2" & (2) - 3/4"	(2) - 1/2" & (2) - 3/4"	15.8	50	28
G4455	86714	1-1/2" deep 1/2" & 3/4" concentric KO with raised ground emboss & 10/32 ground screw	(4) - 1/2" & 3/4" Con	(2) - 1/2" & 3/4" Con (2) - 1/2"	15.8	50	28
G2450	87263	1-1/2" deep 1/2" KO with NM Clamp	(2) - 1/2" & 4 pryouts	(1) - 1/2"	15.8	50	26
G2451	01010	1-1/2" deep 1/2" KO with MC Clamp	(2) - 1/2" & 4 pryouts	(1) - 1/2"	15.8	50	27
G2453	01745	1-1/2" deep 1/2" KO with NM Clamp & adj. plaster ears	(2) - 1/2" & 4 pryouts	(1) - 1/2"	15.8	50	28
EXTENSIONS							
EG411	86715	1-1/2" deep 1/2" KO	(4) - 1/2"	---	15.8	50	19
EG412	86716	1-1/2" deep 1/2" & 3/4" KO	(2) - 1/2" & (2) - 3/4"	---	15.8	50	19

4" Octagon Drawn Boxes with Brackets and Supports

1-1/2" Deep



UL
LISTED
E195124
NEMA: OS-1

RoHS
COMPLIANT

Features

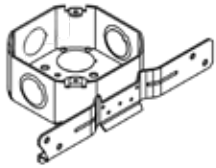
- Drawn
- 1-1/2" deep
- 15.8 cubic inches
- Available with multiple KO sizes, and various clamps and brackets
- Adjustable bar hanger lengths 14-1/4" to 22-1/2"

Application

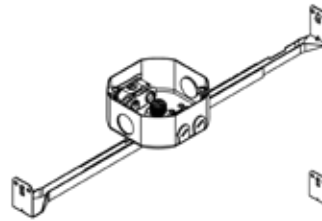
- 4" octagon junction boxes are used to install ceiling and wall lighting fixtures, or convenience outlets and devices
- Octagon boxes are used to bring power to an electrical device where multiple conductor runs are split in two or more directions

Standard Material

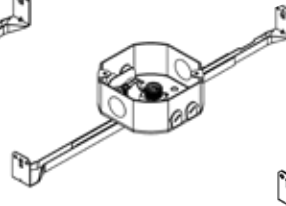
- Galvanized steel



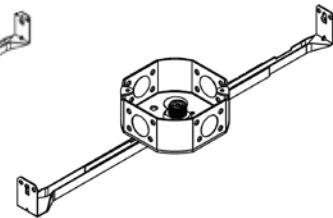
G3450



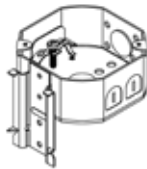
G3451*



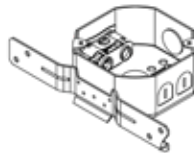
G3452*



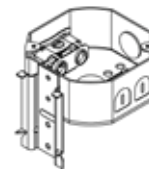
G3453*



G3454



G3455



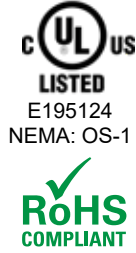
G3456

Catalog Number	UPC	Description	Knockouts		Cubic Inches	Ship Case	Weight/Case
			Sides	Bottom			
G3450	87262	1-1/2" deep 1/2" & 3/4" concentric KO with FL bracket	(1) - 1/2" (2) - 1/2" & 3/4" Con	(3) - 1/2" (2) - 3/4"	15.8	50	31
G3451*	87266	1-1/2" deep 1/2" KO with MC Clamp & adj. bar hanger	(2) - 1/2" & 4 pryouts	---	15.8	50	42
G3452*	87276	1-1/2" deep 1/2" KO with NM Clamp & adj. bar hanger	(2) - 1/2" & 4 pryouts	---	15.8	50	42
G3453*	87277	1-1/2" deep 1/2" KO with adj. bar hanger	(4) - 1/2"	(4) - 1/2"	15.8	50	42
G3454	01746	1-1/2" deep 1/2" KO with NM clamp & J-Wood bracket	(1) 1/2" & 4 pryouts	(1) 1/2"	15.8	30	17
G3455	01011	1-1/2" deep 1/2" KO with MC clamp & FL bracket	(1) 1/2"	(1) 1/2"	15.8	50	32
G3456	01747	1-1/2" deep 1/2" KO with MC clamp & J-Wood bracket	(1) 1/2"	(1) 1/2"	15.8	30	17

*Maximum weight load of 55 Lbs. when bar hanger extended 14" and maximum weight load of 33 Lbs. when bar hanger extended 21"

4" Octagon Drawn Deep Boxes & Covers

2-1/8" Deep



Features

- Boxes – Drawn
- Boxes – 2-1/8" deep
- Boxes – 22.8 cubic inch extra cubic capacity
- Available in multiple KO sizes, with or without concentric KOs and raised ground emboss with installed 10/32 ground screw where noted

Applications

- 4" octagon junction boxes are used to install ceiling and wall lighting fixtures, fans or convenience outlets and devices
- Octagon boxes are used to bring power to an electrical device where multiple conductor runs are split in two or more directions
- 4" octagon blank flat covers are used to cover 4" octagon box wiring and provide a means for access when future conduit runs are required

Standard Material

- Galvanized steel



G4456



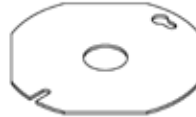
G4457



G4458



C8451



C8452

Catalog Number	UPC	Description	Knockouts		Cubic Inches	Ship Case	Weight/Case
			Sides	Bottom			
BOXES							
G4456	86717	2-1/8" deep 1/2" KO with raised ground emboss & 10/32 ground screw	(4) - 1/2"	(4) - 1/2"	22.8	50	29
G4457	86718	2-1/8" deep 1/2" & 3/4" KO	(2) - 1/2" & (2) - 3/4"	(3) - 1/2" & (2) - 3/4"	22.8	50	29
G4458	86719	2-1/8" deep 1/2" & 3/4" concentric KO	(4) - 1/2" & 3/4" Con	(5) - 1/2"	22.8	50	29
COVERS							
C8451	86779	Blank flat (1) Hole & (1) Slot	---	---	---	100	23
C8452	86780	Flat (1) 1/2" KO, (1) Hole & (1) Slot	---	(1) 1/2"	---	100	23

4" Octagon Concrete Rings & Covers




LISTED
 E195124
 NEMA: OS-1


COMPLIANT

Features

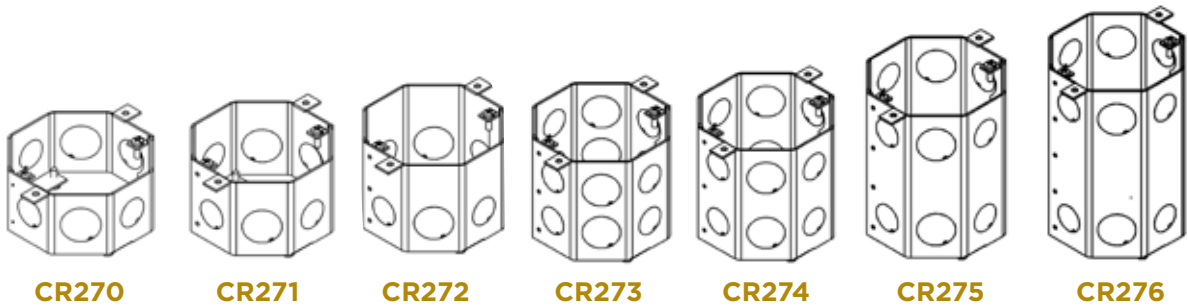
- Available with 1/2" and 3/4" KO
- Available in multiple depths
- Mounting tabs allow for quick and easy installation
- Sealed KOs prevent wet concrete and water from entering the box

Applications

- Octagon concrete boxes with 1/2" & 3/4" side knockouts are used in poured concrete construction.
- Install on wooden or steel concrete forms, once the forms are removed the boxes and conduit are buried in concrete and the end is open to the room wall or ceiling, ready for wire pulling
- Includes extra-long external mounting tabs allow an easy installation by nailing or screwing the boxes to wooden or steel concrete forms
- Knockouts are sealed against box surface to prevent wet concrete and water from entering the box. The top covers are removable allowing any before-pour work

Standard Material

- Galvanized Steel



Catalog Number	UPC	Description	Sides	Ship Case	Weight/Case	Depth
RINGS						
CR270	01914	Raised 2"	(4) - 1-1/2" & (4) - 3/4"	10	5	2"
CR271	01915	Raised 2-1/2"	(4) - 1-1/2" & (4) - 3/4"	10	6	2-1/2"
CR272	01457	Raised 3"	(4) - 1-1/2" & (4) - 3/4"	10	7	3"
CR273	01458	Raised 3-1/2"	(8) - 1-1/2" & (8) - 3/4"	20	15	3-1/2"
CR274	01459	Raised 4"	(8) - 1-1/2" & (8) - 3/4"	20	15	4"
CR275	01460	Raised 5"	(8) - 1-1/2" & (8) - 3/4"	5	15	5"
CR276	01916	Raised 6"	(8) - 1-1/2" & (8) - 3/4"	5	15	6"
COVERS						
RC400	01917	Blank (1) Slot, (1) Hole	---	50	10	Flat
RC401	01918	(3) - 1/2" & (2) 3/4"	---	50	10	Flat



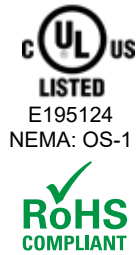
RC400



RC401

3" x 2" Gangable Switch Boxes

1-1/2" & 2" Deep



Features

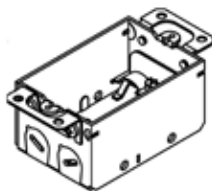
- Boxes – 1-1/2" & 2" deep
- Boxes – 7.5 - 10 cubic inches
- Available with adjustable plaster ears, NM clamps and MC clamps where noted

Applications

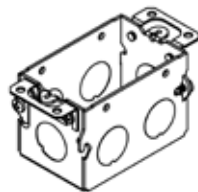
- 3"x 2" Switch boxes can be installed in walls or ceilings for lighting fixtures, switches, receptacles or other outlet devices
- Switch boxes are used to bring power to a number of electrical devices where multiple conductor runs are split in two or more directions
- The adjustable plaster ears allow for an easy "cut in" when switches or outlets need to be added
- 2" Boxes are gangable

Standard Material

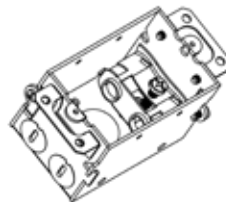
- Galvanized steel



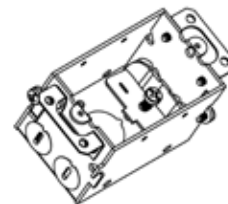
SBG410



SBG420



SBG440




SBG445

Catalog Number	UPC	Description	Sides	Knockouts Ends	Bottom	Cubic Inches	Ship Case	Weight/ Case
SBG410	00002	1-1/2" deep with NM Clamp, non-gangable	---	4 pryouts	---	7.5	50	21
SBG420	00004	2" deep 1/2" KO	(4) - 1/2"	(2) - 1/2"	(2) - 1/2"	10	50	26
SBG440	00005	2" deep with MC Clamp	---	4 pryouts	(1) - 1/2	10	50	27
SBG445	00003	2" deep with NM Clamp	---	4 pryouts	(1) - 1/2	10	50	26

3" x 2" Gangable Switch Boxes

2-1/2" Deep



Features

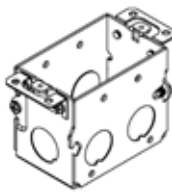
- Boxes – 2-1/2" deep
- Boxes – 12.5 cubic inches
- Available with adjustable plaster ears, brackets, NM clamps and MC clamps where noted
- Gangable

Applications


- 3"x2" Switch boxes can be installed in walls or ceilings for lighting fixtures, switches, receptacles or other outlet devices
- Switch boxes are used to bring power to a number of electrical devices where multiple conductor runs are split in two or more directions
- The adjustable plaster ears allow for an easy "cut in" when switches or outlets need to be added

Standard Material

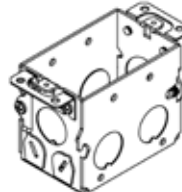
- Galvanized steel



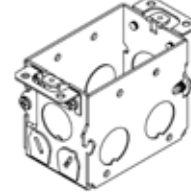
SBG500



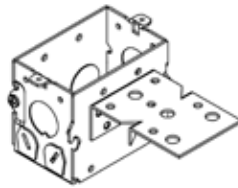
SBG503



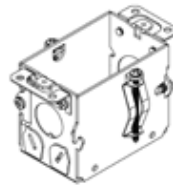
SBG518



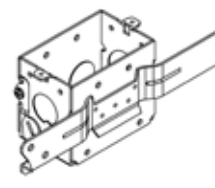
SBG519



SBG522



SBG523

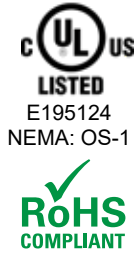


SBG524

Catalog Number	UPC	Description	Sides	Knockouts Ends	Bottom	Cubic Inches	Ship Case	Weight/Case
SBG500	00006	2-1/2" deep 1/2" KO	(4) - 1/2"	(2) - 1/2"	(2) - 1/2"	12.5	50	26
SBG503	00007	2-1/2" deep 1/2" eccentric KO	(2) - 1/2"	(2) - 1/2" & 3/4" Ecc	(2) - 1/2"	12.5	50	26
SBG518	00008	2-1/2" deep 1/2" KO with MC Clamp	(4) - 1/2"	(2) - 1/2" & 4 pryouts	(1) - 1/2"	12.5	50	24
SBG519	00009	2-1/2" deep 1/2" KO with NM Clamp	(4) - 1/2"	(2) - 1/2" & 4 pryouts	(1) - 1/2"	12.5	50	27
SBG522	00010	2-1/2" deep 1/2" KO with MC Clamp & S bracket	(2) - 1/2"	(2) - 1/2" & 4 pryouts	(1) - 1/2"	12.5	50	35
SBG523	00011	2-1/2" deep with MC Clamp, old work	---	(2) - 1/2" & 4 pryouts	(1) - 1/2"	12.5	50	32
SBG524	00012	2-1/2" deep 1/2" KO with MC Clamp & FL bracket	(2) - 1/2"	(2) - 1/2" & 4 pryouts	(1) - 1/2"	12.5	50	35

3" x 2" Gangable Switch Boxes

2-3/4" Deep



Features

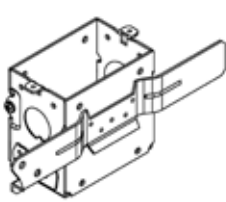
- Boxes – 2-3/4" deep
- Boxes – 14 cubic inches
- Available with adjustable plaster ears, brackets, NM clamps and MC clamps where noted
- Gangable

Applications

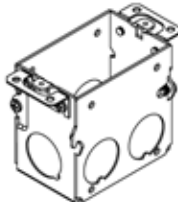
- 3"x2" Switch boxes can be installed in walls or ceilings for lighting fixtures, switches, receptacles or other outlet devices
- Switch boxes are used to bring power to a number of electrical devices where multiple conductor runs are split in two or more directions
- The adjustable plaster ears allow for an easy "cut in" when switches or outlets need to be added

Standard Material

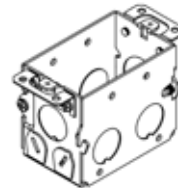
- Galvanized steel




SBG564



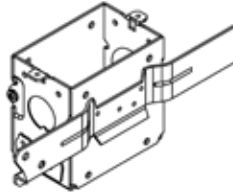
SBG565



SBG567



SBG570



SBG574

Catalog Number	UPC	Description	Knockouts			Cubic Inches	Ship Case	Weight/Case
			Sides	Ends	Bottom			
SBG564	00016	2-3/4" deep, 1/2" KO with NM Clamp & FL bracket	(2) - 1/2"	(2) - 1/2" & 4 pryouts	(1) - 1/2"	14	50	28
SBG565	00014	2-3/4" deep 3/4" KO	(4) - 3/4"	(2) - 3/4"	(2) - 1/2"	14	50	36
SBG567	00015	2-3/4" deep 1/2" KO with NM Clamp	(4) - 1/2"	(2) - 1/2" & 4 pryouts	(1) - 1/2"	14	50	35
SBG570	00016	2-3/4" deep 1/2" KO with MC Clamp	(4) - 1/2"	(2) - 1/2" & 4 pryouts	(1) - 1/2"	14	50	38
SBG574	00031	2-3/4" deep 1/2" KO with MC Clamp & FL bracket	(2) - 1/2"	(2) - 1/2" & 4 pryouts	(1) - 1/2"	14	50	31

3" x 2" Gangable Switch Boxes

3-1/2" Deep



UL US
LISTED
E195124
NEMA: OS-1

RoHS
COMPLIANT

Features

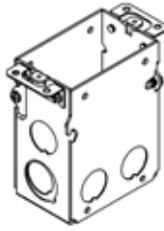
- Boxes – 3-1/2" deep
- Boxes – 18 cubic inches
- Pre-assembled with 10-32 ground screw & 7-1/2" Long #12AWG solid pigtail*
- Available in multiple KO sizes with adjustable plaster ears, brackets, NM clamps and MC clamps where noted
- Gangable

Applications

- 3"x2" Switch boxes can be installed in walls or ceilings for lighting fixtures, switches, receptacles or other outlet devices
- Switch boxes are used to bring power to a number of electrical devices where multiple conductor runs are split in two or more directions
- The adjustable plaster ears allow for an easy "cut in" when switches or outlets need to be added

Standard Material

- Galvanized steel



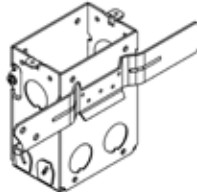
SBG591



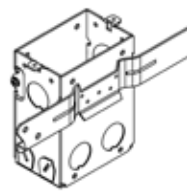
SBG600



SBG601




SBG604



SBG605

Catalog Number	UPC	Description	Sides	Knockouts Ends	Bottom	Cubic Inches	Ship Case	Weight/Case
SBG591	00032	3-1/2" deep 1/2" eccentric KO	(4) - 1/2"	(2) - 1/2" & (2) - 1/2" & 3/4" Ecc	(2) - 1/2"	18	50	44
SBG600*	00033	3-1/2" deep 1/2" KO with MC clamp	(4) - 1/2"	(2) - 1/2" & 4 pryouts	(1) - 1/2"	18	50	48
SBG601*	00039	3-1/2" deep 1/2" KO with NM clamp	(4) - 1/2"	(2) - 1/2" & 4 pryouts	(1) - 1/2"	18	50	44
SBG604*	00040	3-1/2" deep 1/2" KO with MC clamp & FL bracket	(4) - 1/2"	(2) - 1/2" & 4 pryouts	(1) - 1/2"	18	20	18
SBG605*	00044	3-1/2" deep 1/2" KO with NM clamp & FL bracket	(4) - 1/2"	(2) - 1/2" & 4 pryouts	(1) - 1/2"	18	20	21

4" x 2" Drawn Handy Boxes 1-1/2" Deep



Features

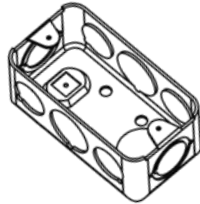
- Drawn
- 1-1/2" deep
- 11.5 cubic inches
- Available in multiple KO sizes, with or without concentric KOs and raised ground emboss with installed 10/32 ground screw

Applications

- Handy boxes, also referred to as utility boxes are used for switch boxes, convenience outlets or small junction boxes in exposed work applications
- Great for appliances and machinery
- Small rectangular design enables power outlets and switches to be installed in small places

Standard Material

- Galvanized steel




H4470



H4471

Catalog Number	UPC	Description	Knockouts		Cubic Inches	Ship Case	Weight/Case
			Sides	Bottom			
H4470	01874	1-1/2" deep 1/2" & 3/4" concentric KO with raised ground emboss & 10/32 ground screw	(4)-1/2" & (2)-3/4" & (2)-1/2" & 3/4" Con	(1)-3/4"	11.5	50	27
H4471	01875	1-1/2" deep 1/2" KO with raised ground emboss & 10/32 ground screw	(8)-1/2"	(2)-1/2"	11.5	50	27

4" x 2" Drawn Handy Boxes and Extension 1-7/8" Deep



Features

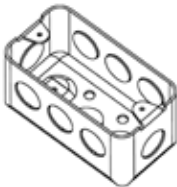
- Boxes – Drawn
- Boxes – 1-7/8" deep
- Boxes – 16.5 cubic inches
- Available in multiple KO sizes, with or without concentric KOs and raised ground emboss with installed 10/32 ground screw where noted

Applications

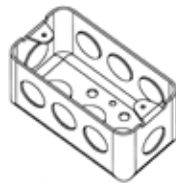
- Handy boxes, also referred to as utility boxes are used for switch boxes, convenience outlets or small junction boxes in exposed work applications
- Great for appliances and machinery
- Topaz handy utility boxes have a small, rectangular design that enables power outlets and switches to be installed in small places
- Can easily be customized with special holes or knockouts for OEM applications

Standard Material

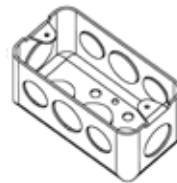
- Galvanized steel



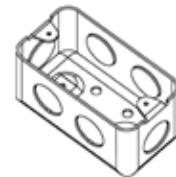
H4450



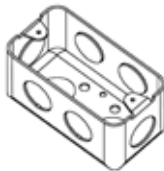
H4451



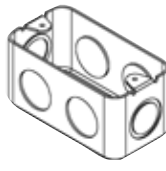
H4452



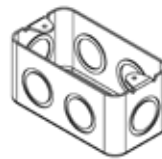
H4453



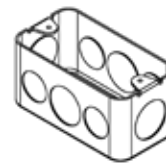
H4454



H4455



H4456



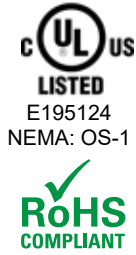
H4458



H4457

Catalog Number	UPC	Description	Knockouts		Cubic Inches	Ship Case	Weight/Case
			Sides	Bottom			
BOXES							
H4450	87147	1-7/8" deep 1/2" KO with raised ground emboss & 10/32 ground screw	(8) - 1/2"	(2) - 1/2"	16.5	50	24
H4451	86703	1-7/8" deep 1/2" KO	(8) - 1/2"	(3) - 1/2"	16.5	50	24
H4452	86704	1-7/8" deep 1/2" & 3/4" KO	(4) - 1/2" & (4) - 3/4"	(2) - 1/2" & (1) - 3/4"	16.5	50	24
H4453	86705	1-7/8" deep 3/4" KO with raised ground emboss & 10/32 ground screw	(6) - 3/4"	(1) - 3/4"	16.5	50	24
H4454	86706	1-7/8" deep 3/4" KO	(6) - 3/4"	(2) - 3/4"	16.5	50	24
H4455	86707	1-7/8" deep 1/2" & 3/4" concentric KO	(2) - 1/2" & 3/4" Con & (4) - 3/4"	(2) - 3/4"	16.5	50	24
H4456	86708	1-7/8" deep 1/2" & 3/4" concentric KO	(6) - 1/2" & 3/4" Con	(2) - 3/4"	16.5	50	24
H4458	03368	1-7/8" deep 1/2" & 3/4" KO with raised ground emboss & 10/32 ground screw	(4) - 1/2" & (4) - 3/4"	(1) - 1/2" & (1) - 3/4"	16.5	50	24
EXTENSION							
H4457	86709	1-7/8" deep extension	(4) - 1/2" & (4) - 3/4"	---	16.5	50	20

4" x 2" Drawn Handy Boxes 2-1/8" Deep



Features

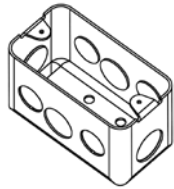
- Drawn
- 2-1/8" deep
- 31 cubic inches
- Available in multiple KO sizes and raised ground emboss with installed 10/32 ground screw

Applications

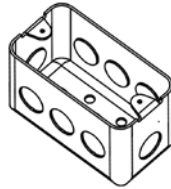
- Handy boxes, also referred to as utility boxes are used for switch boxes, convenience outlets or small junction boxes in exposed work applications
- Great for appliances and machinery
- Topaz handy utility boxes have a small, rectangular design that enables power outlets and switches to be installed in small places
- Can easily be customized with special holes or knockouts for OEM applications

Standard Material

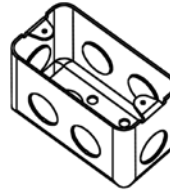
- Galvanized steel



H4467




H4468



H4469

Catalog Number	UPC	Description	Knockouts		Cubic Inches	Ship Case	Weight/Case
			Sides	Bottom			
H4467	01870	2-1/8" deep 1/2" & 3/4" KO with raised ground emboss & 10/32 ground screw	(4)-1/2" & (4)-3/4"	(1)-1/2" & (1)-3/4"	31	50	29
H4468	01871	2-1/8" deep 1/2" KO with raised ground emboss & 10/32 ground screw	(8)-1/2"	(2)-1/2"	31	50	29
H4469	01872	2-1/8" deep 3/4" KO with raised ground emboss & 10/32 ground screw	(6)-3/4"	(1)-3/4"	31	50	29

4" x 2" Handy Box Covers



Features

- Ideal for exposed work applications, providing an easy method for the installation of electrical devices
- Can be used on any 4" x 2" rectangular box

Applications

- Handy box covers are used with handy boxes to protect wiring inside the box
- Manufactured from galvanized steel and offered in various designs for receptacles, switches and other devices

Standard Material

- Galvanized steel



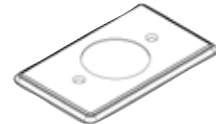
C1151



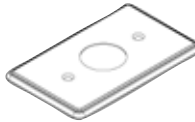
C1152



C1153



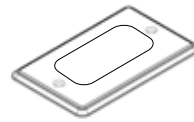
C1154



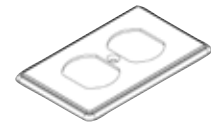
C1155



C1156



C1157

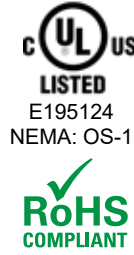


C6151

Catalog Number	UPC	Description	Depth	Cubic Inches	Ship Case	Weight/Case
C1151	86748	Raised duplex	3/16"	2.3	50	45
C1152	86749	Blank	Flat	1.5	50	40
C1153	86750	Toggle switch	Flat	1.5	50	30
C1154	86751	30-50A 1.60" diameter	Flat	1.5	50	38
C1155	86752	15A 1.406" diameter	Flat	1.5	50	30
C1156	86753	1/2" KO	Flat	1.5	50	30
C1157	01491	GFI	Flat	1.5	50	17
C6151	86778	Duplex	Flat	1.5	50	19

Multi-Gang Switch Boxes

1-5/8" Deep



Features

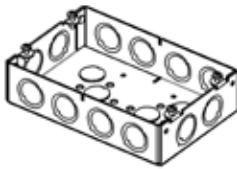
- 1-5/8" deep
- Welded
- Available with 1/2" and 3/4" concentric KOs
- Available in 2 thru 8 gang

Applications

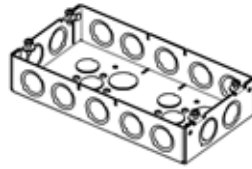
- Use when more than two devices or outlets are required in one box
- Multi-Gang Switch boxes can be installed in walls or ceilings for lighting fixtures, switches, receptacles or other outlet devices
- Use to bring power to a number of electrical devices where multiple conductor runs are split in two or more directions

Standard Material

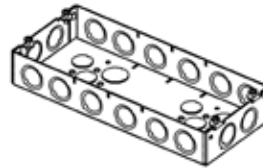
- Galvanized steel



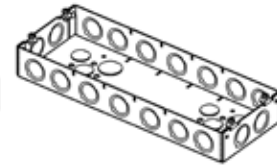
MSB12



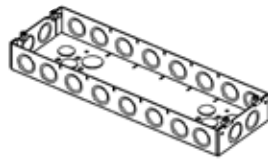
MSB16



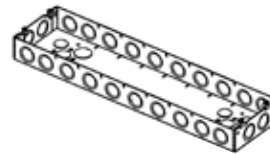
MSB14



MSB15



MSB16




MSB18

Catalog Number	UPC	Description	Knockouts		Cubic Inches	Ship Case	Weight/Case
			Sides	Bottom			
MSB12	01952	2 gang	(12) - 1/2" & 3/4" Con	(4) - 1/2" & (2) - 3/4"	46	25	33
MSB16	01953	3 gang	(14) - 1/2" & 3/4" Con	(6) - 1/2" & (4) - 3/4"	58.5	20	29
MSB14	01955	4 gang	(16) - 1/2" & 3/4" Con	(6) - 1/2" & (4) - 3/4"	71	20	36
MSB15	01958	5 gang	(18) - 1/2" & 3/4" Con	(6) - 1/2" & (4) - 3/4"	81	10	20
MSB16	01960	6 gang	(20) - 1/2" & 3/4" Con	(6) - 1/2" & (4) - 3/4"	95	5	12
MSB18	01961	8 gang	(24) - 1/2" & 3/4" Con	(6) - 1/2" & (4) - 3/4"	122	5	15

Multi-Gang Switch Boxes

2-1/2" Deep



Features

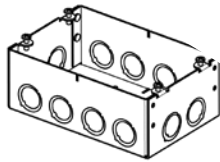
- 2-1/2" deep
- Welded
- Available with 1/2" and 3/4" concentric KOs
- Available in 2 thru 6 gang

Applications

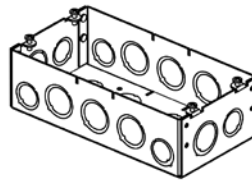
- Use when more than two devices or outlets are required in one box
- Multi-Gang Switch boxes can be installed in walls or ceilings for lighting fixtures, switches, receptacles or other outlet devices
- Use to bring power to a number of electrical devices where multiple conductor runs are split in two or more directions

Standard Material

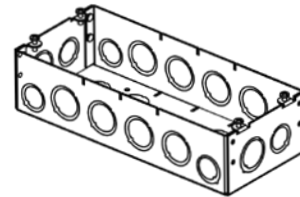
- Galvanized steel



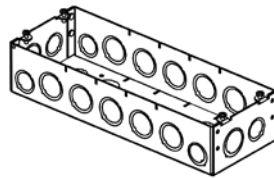
MSB32



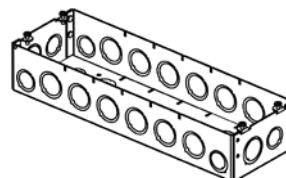
MSB33



MSB34



MSB35

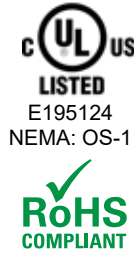



MSB36

Catalog Number	UPC	Description	Knockouts		Cubic Inches	Ship Case	Weight/Case
			Sides	Bottom			
MSB32	03148	2 gang	(12) - 1/2" & 3/4" Con	(4) - 1/2" & (2) - 3/4"	71	25	42
MSB33	03150	3 gang	(6) - 1/2" & 3/4" & (8) - 3/4" & 1" Con	(6) - 1/2" & (4) - 3/4"	90.50	20	40
MSB34	03151	4 gang	(6) - 1/2" & 3/4" & (10) - 3/4" & 1" Con	(6) - 1/2" & (4) - 3/4"	111.80	20	47
MSB35	03152	5 gang	(6) - 1/2" & 3/4" & (12) - 3/4" & 1" Con	(6) - 1/2" & (4) - 3/4"	128.50	10	27
MSB36	03153	6 gang	(6) - 1/2" & 3/4" & (14) - 3/4" & 1" Con	(6) - 1/2" & (4) - 3/4"	148	5	15

Multi-Gang Switch Box Extension Rings

1-5/8" Deep



Features

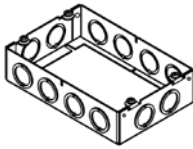
- 1- 5/8" deep
- Welded
- Available with 1/2" and 3/4" concentric KOs
- Available in 2 thru 8 gang

Applications

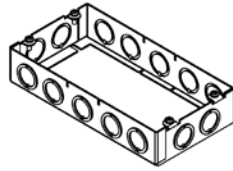
- Use when adding depth to the surface and for additional wire capacity

Standard Material

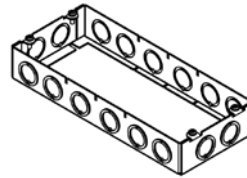
- Galvanized steel



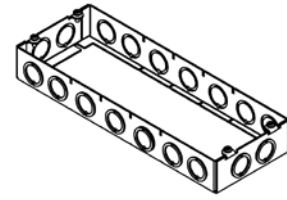
MSB12EX



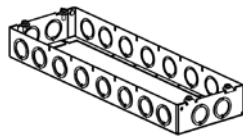
MSB16EX



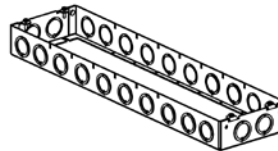
MSB14EX



MSB15EX



MSB16EX




MSB18EX

Catalog Number	UPC	Description	Knockouts Sides	Cubic Inches	Ship Case	Weight/ Case
MSB12EX	03143	2 gang	(12) - 1/2" & 3/4" Con	46	20	17
MSB16EX	03144	3 gang	(14) - 1/2" & 3/4" Con	58.50	10	11
MSB14EX	03145	4 gang	(16) - 1/2" & 3/4" Con	71	10	12
MSB15EX	03159	5 gang	(18) - 1/2" & 3/4" Con	84	5	7
MSB16EX	03146	6 gang	(20) - 1/2" & 3/4" Con	95	5	8
MSB18EX	03147	8 gang	(24) - 1/2" & 3/4" Con	122	5	9

Multi-Gang Switch Box Extension Rings

2-1/2" Deep




 LISTED
 E195124
 NEMA: OS-1


 RoHS
 COMPLIANT

Features

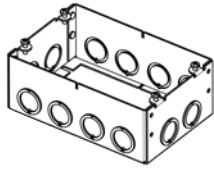
- 2- 1/2" deep
- Welded
- Available with 1/2" and 3/4" concentric KO's
- Available in 2 thru 6 gang

Applications

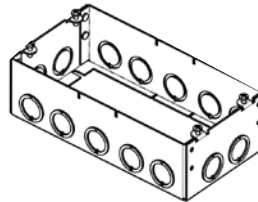
- Use when adding depth to the surface and for additional wire capacity

Standard Material

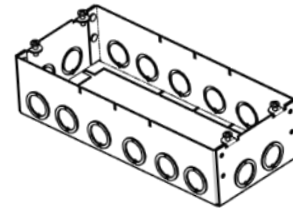
- Galvanized steel



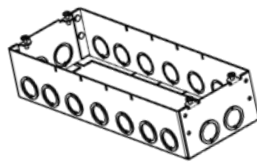
MSB22EX



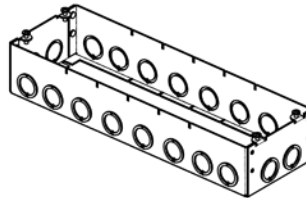
MSB23EX



MSB24EX



MSB25EX



MSB26EX

Catalog Number	UPC	Description	Knockouts Sides	Cubic Inches	Ship Case	Weight/Case
MSB22EX	03154	2 gang	(12) - 1/2" & 3/4" Con	71	25	32
MSB23EX	03155	3 gang	(14) - 1/2" & 3/4" Con	90.50	20	30
MSB24EX	03156	4 gang	(16) - 1/2" & 3/4" Con	111.80	20	33
MSB25EX	03157	5 gang	(18) - 1/2" & 3/4" Con	128.50	5	10
MSB26EX	03158	6 gang	(20) - 1/2" & 3/4" Con	148	5	10

Masonry Boxes with Flat Bracket 2-1/2" Deep



Features

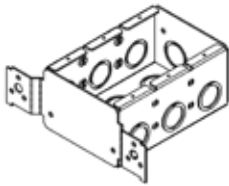
- 2-1/2" deep
- Welded
- Available with 1/2" & 3/4" concentric KO's with FL bracket
- Available in 3 thru 5 gang

Applications

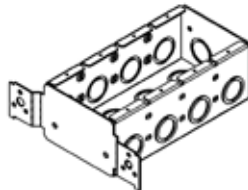
- Use when more than two devices or outlets are required in one box
- Multi-gang switch boxes can be installed in walls or ceilings for lighting fixtures, switches, receptacles or other outlet devices
- Use to bring power to a number of electrical devices where multiple conductor runs are split in two or more directions

Standard Material

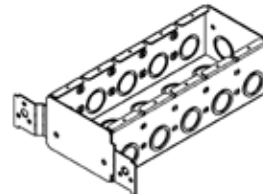
- Galvanized steel



FBM73



FBM74



FBM75

Catalog Number	UPC	Description	Knockouts		Cubic Inches	Ship Case	Weight/Case
			Sides	Bottom			
FBM73	01936	3 gang	(8) 1-1/2" & 3/4" Con	(6) 1/2" & 3/4" Con	45	5	6
FBM74	01938	4 gang	(10) 1-1/2" & 3/4" Con	(8) 1/2" & 3/4" Con	59	5	8
FBM75	01937	5 gang	(12) 1-1/2" & 3/4" Con	(10) 1/2" & 3/4" Con	74	5	8

Masonry Boxes

2-1/2" Deep




 LISTED
 E195124
 NEMA: OS-1


 RoHS
 COMPLIANT

Features

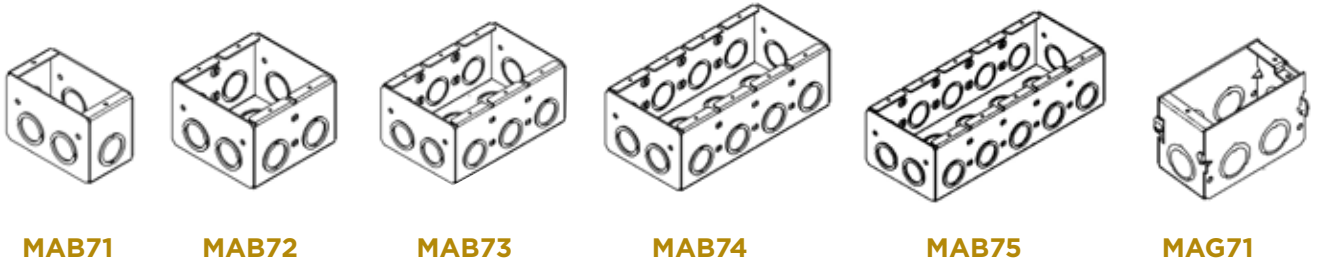
- Welded
- 2-1/2" deep
- Concentric KOs
- 6/32 Tab holes for mounting devices
- Available in 1 thru 5 gang

Applications

- Solid, 2-1/2" deep, multi-gang masonry boxes are used for mounting switches, plugs, outlets and other electronic and electrical devices in masonry, brick and 4" block walls.
- Extra deep design allows for deep devices, numerous wires, switches and other electronic and electrical devices.

Standard Material


- Galvanized steel



Catalog Number	UPC	Description	Knockouts		Cubic Inches	Ship Case	Weight/Case
			Sides	Bottom			
MAB71	01941	1 gang	(6) - 1/2" & 3/4" Con	(2) - 1/2" & 3/4" Con	14	20	12
MAB72	01942	2 gang	(8) - 1/2" & 3/4" Con	(4) - 1/2" & 3/4" Con	44	10	9
MAB73	01943	3 gang	(10) - 1/2" & 3/4" Con	(6) - 1/2" & 3/4" Con	45	10	11
MAB74	01944	4 gang	(12) - 1/2" & 3/4" Con	(8) - 1/2" & 3/4" Con	59	5	7
MAB75	01945	5 gang	(14) - 1/2" & 3/4" Con	(10) - 1/2" & 3/4" Con	74	5	8
MAG71	01939	1 gang gangable	(6) - 1/2" & 3/4" Con	(2) - 1/2" & 3/4" Con	14	20	12

Masonry Boxes

3-1/2" Deep



Features

- Welded
- 3-1/2" deep
- concentric KOs
- 6/32 Tab holes for mounting devices
- Available in 1 thru 6 gang

Applications

- Solid, multi-gang masonry boxes are used for mounting switches, plugs, outlets and other electronic and electrical devices in masonry, brick and 4" block walls.
- Extra deep design allows for deep devices, numerous wires, switches and other electronic and electrical devices.

Standard Material

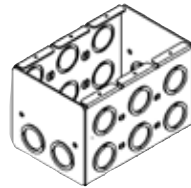
- Galvanized steel



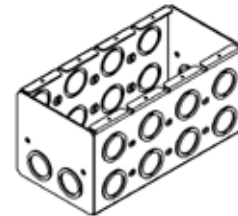
MAB91



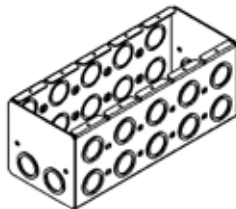
MAB92



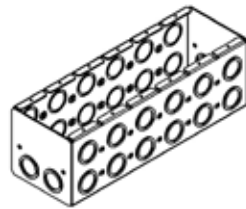
MAB93



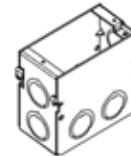
MAB94



MAB95



MAB96



MAG91

Catalog Number	UPC	Description	Knockouts		Cubic Inches	Ship Case	Weight/Case
			Sides	Bottom			
MAB91	01946	1 gang	(8) 1/2" & 3/4" Con	(2) 1/2" & 3/4" Con	21	20	14
MAB92	01947	2 gang	(12) 1/2" & 3/4" Con	(4) 1/2" & 3/4" Con	44	10	10
MAB93	01948	3 gang	(16) 1/2" & 3/4" Con	(6) 1/2" & 3/4" Con	65	10	15
MAB94	01949	4 gang	(20) 1/2" & 3/4" Con	(8) 1/2" & 3/4" Con	87	5	9
MAB95	01950	5 gang	(24) 1/2" & 3/4" Con	(10) 1/2" & 3/4" Con	108	1	2
MAB96	01951	6 gang	(28) 1/2" & 3/4" Con	(12) 1/2" & 3/4" Con	160	1	3
MAG91	01940	1 gang gangable	(8) 1/2" & 3/4" Con	(2) 1/2" & 3/4" Con	21	20	14

Adjustable Depth Multi-Gang Device Rings

3/4" - 1-1/2" Adjustable Depth




LISTED
 E195124
 NEMA: OS-1


RoHS
 COMPLIANT

Features

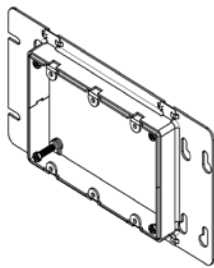
- Ideal for exposed work applications, providing an easy method for the installation of electrical devices
- Telescoping inner ring provides flexibility during installation when the finished surface depth is unknown
- Adjusts from 3/4" to 1-1/2" from stud level
- Slots allow for easy installation
- Available in 3 thru 6 gang

Applications

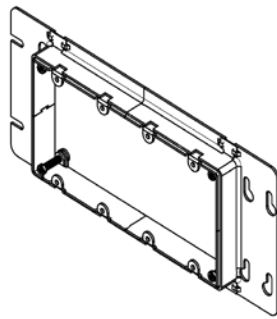
- Adjustable multi-gang device rings are used to mount switches, receptacles and other electrical devices
- Use in ceilings, walls and floors when the finished surface depth is uncertain, to allow a flush installation to the finished surface

Standard Material

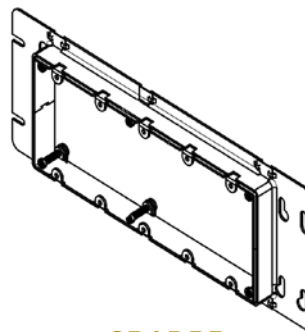
- Galvanized Steel



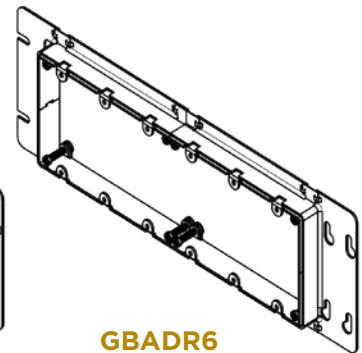
GBADR3



GBADR4



GBADR5

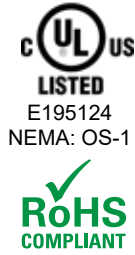


GBADR6

Catalog Number	UPC	Description	Depth	Cubic Inches	Ship Case	Weight/Case
GBADR3	03015	3 gang	3/4" - 1-1/2"	16.5	25	22
GBADR4	03017	4 gang	3/4" - 1-1/2"	21.7	5	5
GBADR5	03019	5 gang	3/4" - 1-1/2"	27.1	5	6
GBADR6	03020	6 gang	3/4" - 1-1/2"	32.5	5	7

Multi-Gang Device Rings

1/2" Raised



Features

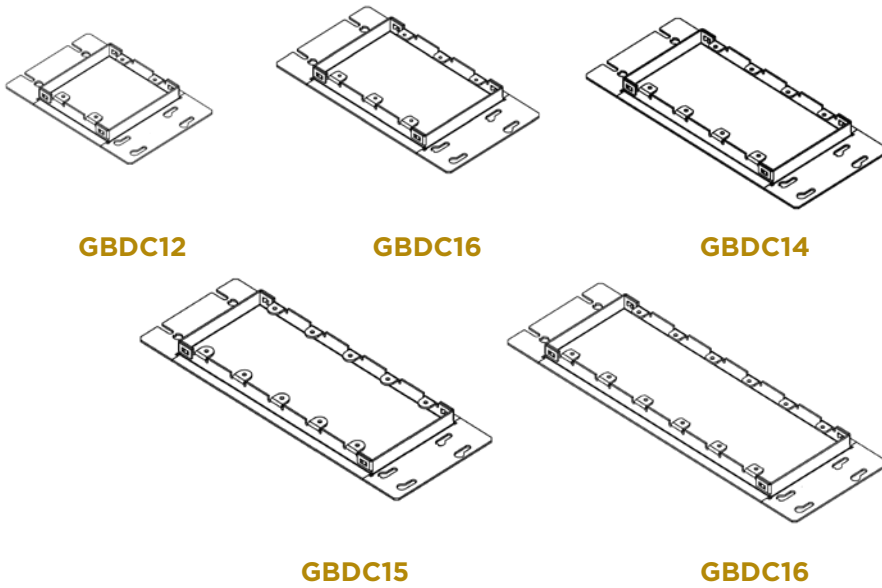
- Ideal for exposed work applications, providing an easy method for the installation of electrical devices
- Raised 1/2"
- Slots allow for easy installation
- Available in 2 thru 6 gang

Applications

- Multi-gang device rings are used with standard multi-gang boxes to mount switches, receptacles and devices

Standard Material


- Galvanized Steel



Catalog Number	UPC	Description	Depth	Cubic Inches	Ship Case	Weight/Case
GBDC12	03021	2 gang	1/2"	8	20	10
GBDC16	03025	3 gang	1/2"	11.5	20	11
GBDC14	03026	4 gang	1/2"	14.8	10	6
GBDC15	03027	5 gang	1/2"	17.5	10	7
GBDC16	03028	6 gang	1/2"	20.3	5	4

Multi-Gang Device Rings

3/4" Raised



Features

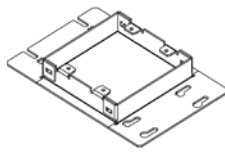
- Ideal for exposed work applications, providing an easy method for the installation of electrical devices
- Raised 3/4"
- Slots allow for easy installation
- Available in 2 thru 6 gang

Applications

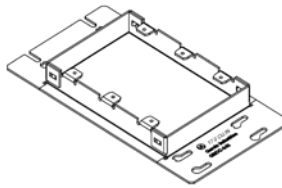
- Multi-gang device rings are used with standard multi-gang boxes to mount switches, receptacles and devices

Standard Material

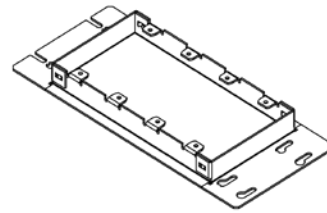
- Galvanized Steel



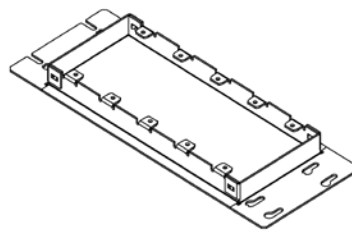
GBDC22



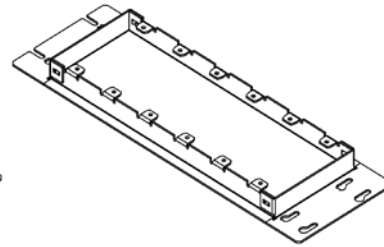
GBDC23



GBDC24



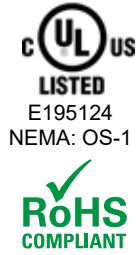
GBDC25



GBDC26

Catalog Number	UPC	Description	Depth	Cubic Inches	Ship Case	Weight/Case
GBDC22	03029	2 gang	3/4"	11	20	11
GBDC23	03030	3 gang	3/4"	17	20	16
GBDC24	03031	4 gang	3/4"	21.5	10	8
GBDC25	03033	5 gang	3/4"	26	10	9
GBDC26	03034	6 gang	3/4"	30.5	5	5

Multi-Gang Box Covers Duplex



Features

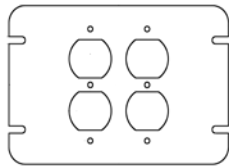
- Protects wires inside the box for switches, receptacles and outlets
- Provides fast and easy coverage of electrical junction boxes and attachment of duplex devices
- Available in 2 thru 6 gang

Applications

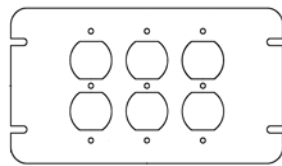
- Allow for quick installation of electrical devices to steel covers before they are mounted to the box

Standard Material

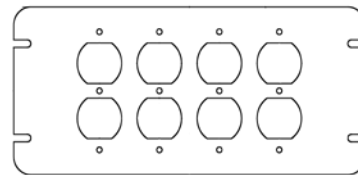
- Galvanized Steel



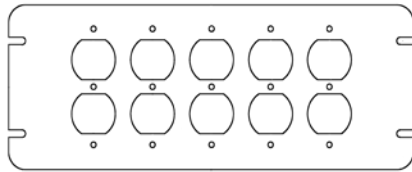
GBDUP2



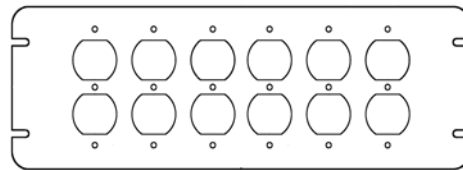
GBDUP3



GBDUP4



GBDUP5



GBDUP6

Catalog Number	UPC	Description	Depth	Ship Case	Weight/Case
GBDUP2	03035	2 gang	Flat	10	5
GBDUP3	03036	3 gang	Flat	10	6
GBDUP4	03037	4 gang	Flat	10	7
GBDUP5	03041	5 gang	Flat	10	8
GBDUP6	03042	6 gang	Flat	10	9

Multi-Gang Box Covers

Blank



Features

- Protects wires inside the box for switches, receptacles and outlets
- Provides fast and easy coverage of electrical junction boxes
- Available in 2 thru 6 gang

Applications

- Blank covers are used to cover box wiring and provide means for access when future conduit runs are required

Standard Material

- Galvanized Steel




GBBLK2



GBBLK3



GBBLK4



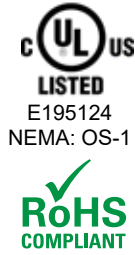
GBBLK5



GBBLK6

Catalog Number	UPC	Description	Depth	Ship Case	Weight/Case
GBBLK2	03057	2 gang	Flat	10	6
GBBLK3	03062	3 gang	Flat	10	7
GBBLK4	02904	4 gang	Flat	10	9
GBBLK5	03063	5 gang	Flat	10	10
GBBLK6	03065	6 gang	Flat	10	12

Multi-Gang Box Covers Toggle



Features


- Protects wires inside the box for switches, receptacles and outlets
- Provides fast and easy coverage of electrical junction boxes and attachment of toggle switches
- Available in 2 thru 6 gang

Applications

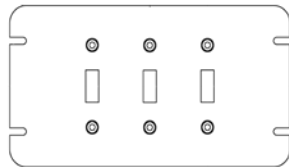
- Allow for quick installation of electrical devices to steel covers before they are mounted to the box

Standard Material

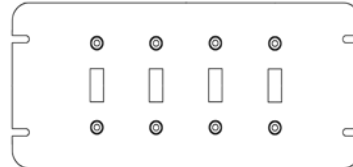
- Galvanized Steel



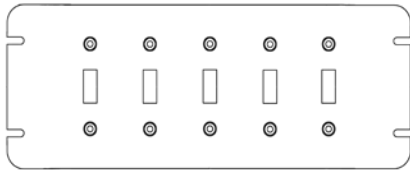
GBTGL2



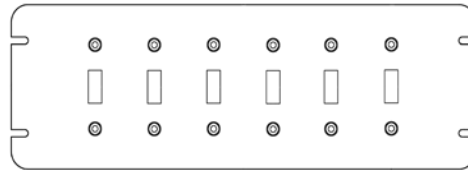
GBTGL3



GBTGL4




GBTGL5



GBTGL6

Catalog Number	UPC	Description	Depth	Ship Case	Weight/Case
GBTGL2	03043	2 gang	Flat	10	6
GBTGL3	03044	3 gang	Flat	10	7
GBTGL4	03045	4 gang	Flat	10	9
GBTGL5	03048	5 gang	Flat	10	10
GBTGL6	03049	6 gang	Flat	10	12

Multi-Gang Box Covers GFCI



Features

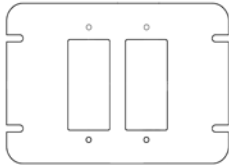
- Protects wires inside the box for switches, receptacles and outlets
- Provides fast and easy coverage of electrical junction boxes and attachment of GFI switches
- Available in 2 thru 6 gang

Applications

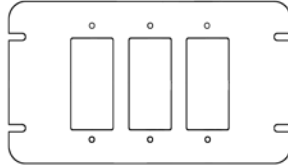
- Allow for quick installation of electrical devices to steel covers before they are mounted to the box

Standard Material

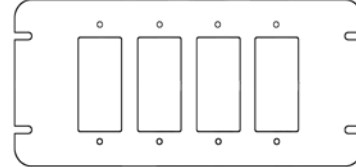
- Galvanized Steel



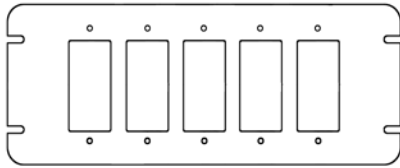
GBGF_i2



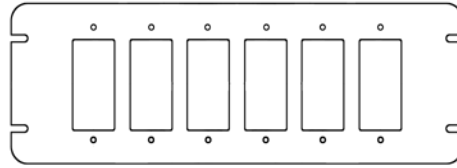
GBGF_i3



GBGF_i4




GBGF_i5




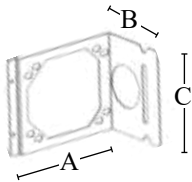
GBGF_i6

Catalog Number	UPC	Description	Depth	Ship Case	Weight/Case
GBGF_i2	03050	2 gang	Flat	10	5
GBGF_i3	03056	3 gang	Flat	10	6
GBGF_i4	03059	4 gang	Flat	10	7
GBGF_i5	03064	5 gang	Flat	10	8
GBGF_i6	03066	6 gang	Flat	10	8

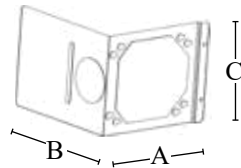
Box Supports Bracket to Stud



TZH23



TZH6



Features

- Easily attach 4" and 4-11/16" outlet boxes to stud wall
- Built in far-side support
- Stud wall depth: 2-1/2" to 3-5/8" & 2-1/2" to 6"

Applications

- Use to support electrical boxes mounted to metal or wood studs
- Can be pre-assembled with boxes

Standard Material


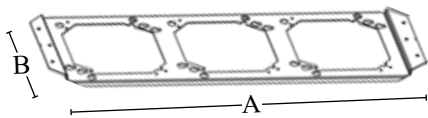
- Galvanized steel

Catalog Number	UPC	Description	Stud Wall Depth	Ship Case	Weight/Case	A	B	C
TZH23	01907	Bracket to stud	2-1/2 & 3-5/8	50	8	5.625	3.5	4.5
TZH6	01916	Bracket to stud	2-1/2 thru 6	50	12	5.625	5.875	4.5

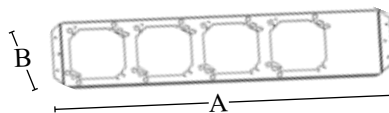
Mounting Brackets



TZRBS16



TZRBS24



Features

- For use with 4" & 4-11/16" outlet boxes
- Suitable for 1-1/2" & 2-1/8" deep boxes
- Supports single or multiple boxes, plaster rings, and low voltage devices

Applications

- Secure multiple boxes using one bracket; 16" supports up to 3 boxes and 24" supports up to 4 boxes


Standard Material

- Galvanized steel

Catalog Number	UPC	Description	Box Depth	Stud Spacing	Ship Case	Weight/Case	A	B
TZRBS16	01909	3 device	1-1/2" & 2-1/8"	16"	20	6	16	5
TZRBS24	01908	4 device	1-1/2" & 2-1/8"	24"	20	11	24	5

Box Supports

Telescoping Screw Gun Box Bracket



Features

- Notched and marked allows for easy identification and bending
- Pilot holes for easy box attachment
- Adjustable for non standard stud spacing

Applications

- Topaz telescoping box bracket allows easy installation of electrical boxes between wall studs, requires only a screw gun to install

Standard Material

- Galvanized steel

Catalog Number	UPC	Description	Ship Case	Weight/Case	Box Depth
TZTSGB1624	01912	14-1/4" thru 24-1/4"	50	24	1-1/2, 2-1/8 & 2-1/2
TZTSGB16	03652	11-1/2" thru 17-3/4"	50	22	1-1/2 & 2-1/8

Adjustable Length Box Bar Hanger



Features

- Adjustable 16" thru 24" for non standard stud spacing
- Compatible with 1-1/2" and 2-1/8" deep boxes
- Install electrical boxes anywhere along the length of the bar
- 13 Lb. Max load, suitable for fixture or luminaire
- Includes 1/4-20 screw stud mount

Applications

- Adjustable bar hangers are used to install electrical boxes between ceiling joists or wall studs
- Not for use with paddle fans

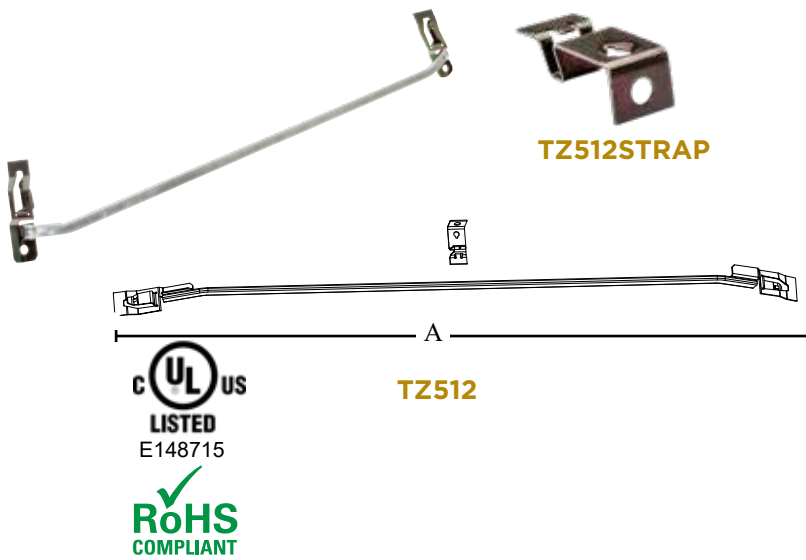
Standard Material

- Galvanized steel bar

Catalog Number	UPC	Description	Ship Case	Weight/Case
TZBH1624	03930	16" thru 24"	50	21

Box Supports

T-Grid Box Hanger With Accessory Strap



TZ512STRAP

TZ512

Features

- Dual height feature permits 1-1/2" (38mm) deep electrical box to be mounted flush with tile or offset 3/4" (19mm) for plaster ring
- Includes box mounting strap and screw
- 20 Lb. Max. static load
- Do not exceed static load without independent wire support to box mounting strap

Applications


- Easily mounts 1-1/2" or 2-1/8" box to a T-grid
- Not for use with paddle fans

Standard Material

- Pregalvanized steel bar
- Spring steel clip

Catalog Number	UPC	Description	Ship Case	Weight/ Case	Max static load (lbs.)	A
TZ512	01910	T-grid box hanger with mounting strap	50	16	20	24"
TZ512STRAP	02965	Accessory strap for TZ512 with 1/4"-20 screw	250	1	---	---

Heavy Duty T-Grid Box Hanger with Mounting Clip



TZ512HD

TZ512CLIP

Features

- No tools required
- Mounts box flush with face of tile
- Includes mounting clip
- 50 Lb. Max. static load
- Easily attach drop wire for independent support directly to clip or bar
- Screws into T-bar for added stability
- Supports multiple box installations

Applications

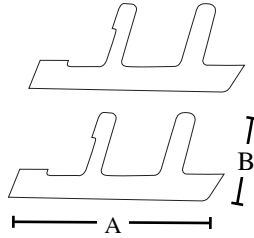
- Easily mounts 1-1/2" deep box (break off tabs) or 2-1/8" deep box to a T-grid
- Not for use with paddle fans

Standard Material

- Pregalvanized steel bar
- Spring steel clip

Catalog Number	UPC	Description	Ship Case	Weight/ Case	Max static load (lbs.)	A
TZ512HD	01911	Heavy Duty T-grid box hanger with mounting clip	25	14	50	24"
TZ512CLIP	02405	Accessory clip for TZ512HD	250	7	---	---

Box Supports



Features

- Bendable tabs for ease of use
- Accommodates drywall up to 1-1/2" thick
- Sold in pairs

Applications

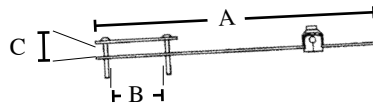

- For box support in drywall, lathe and plaster

Standard Material

- Steel

Catalog Number	UPC		Unit Carton	Ship Case	Weight/Case	A	B
199	11540	Sold in pairs	50pr	500pr	25	5.125	2.25

Ceiling



Features

- Robust fabrication ensures continued performance and longevity

Applications

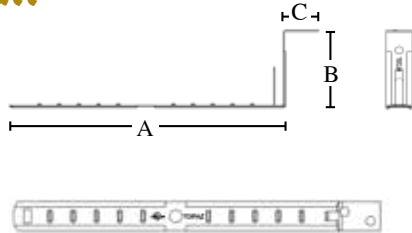
- For installations where space and access may be limited

Standard Material

- Steel

Catalog Number	UPC	Size	Ship Case	Weight/Case	A	(B) Min.	(B) Max.	(C) Max.
CBS	19891	1" - 2"	50	16	11	1	2.25	1.25

Cable Support MC, NM Stud Wall



Features

- Designed with a flared edge for maximum cable protection
- Collapsible leg locks and secures cables for a snug fit
- Locating ribs to maintain cable separation
- NEC® 300.4D applicable

Applications

- Easily install and secure NM or MC cables to wood or metal studs
- Designed with a flared edge for maximum cable protection
- Supports up to 6 runs of NM sheathed cable or 4 runs of MC and AC cables

Standard Material

- Steel


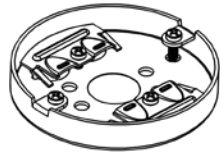
Standard Finish

- Zinc plated

Stud Type	Cable Type	Cable Size	Cables per Fastener
Wood	Non-Metallic	14-2, 12-2, 10-2, 14-3, 12-3, and 10-3 with ground	Max 6
		8-2 and 6-2 with ground	Max 4
Metal Stud	Metal Clad (MC)	14-2, 12-2, 10-2, 14-3, 12-3, 10-3, 14-4, 12-4, and 10-4 with ground	Max 4

Catalog Number	UPC	Unit Carton	Weight/Case	A	B	C
TZCJ6	01546	100	5	7.17	1.93	.91

Round Pancake Box and Covers



P3452

P4451



RC141



RC142

Features

- Pancake box-fixture ready, galvanized steel raised 5/8"
- Steel plate serves as cover for outlet or concrete box

Applications

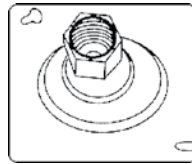
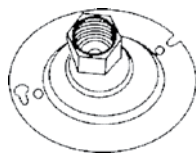
- Topaz pancake ceiling box can be used to install ceiling fans, lighting fixtures and other electrical devices

Standard Material

- Galvanized steel

Catalog Number	UPC	Description	Depth	Cubic Inches	Ship Case	Weight/Case
BOXES						
P3452	02016	3-1/2" round steel pancake box with NM clamp	5/8"	3.9	50	15
P4451	86770	4" round steel pancake box raised 5/8" 1/2" KO	5/8"	6.5	50	26
COVERS						
RC141	86758	Flat (1) 1/2" KO, (1) Hole & (1) Slot	---	---	100	20
RC142	86759	Blank flat (1) Hole & (1) Slot	---	---	100	20

Flexible Fixture Hangers 20° Swing from Vertical



33R

34S



NEMA: OS-1

Features

- Supports weight up to 50 Lbs.
- Ball type swivel/swing
- For overhead suspensions
- Protects fixture against wind and vibration damage
- Includes 1/2" & 3/4" reducing bushing to accommodate 1/2" & 3/4" conduit

Applications

- Suitable for damp locations
- Permits fixture to swing freely; allows easy disconnect and removal

Standard Material

- Steel

Catalog Number	UPC	Size	Ship Case	Weight/Case	Description
33R	10071	1/2" or 3/4" Round	25	15	Fits 4" octagon box
34S	10072	1/2" or 3/4" Square	25	18	Fits 4" square box

Topaz Electric Products Limited Warranty

For complete warranty details, please visit:
www.topaz-usa.com/electric-warranty



Topaz is committed to delivering the highest quality products to our customers, but not without regard for the environment. This is why we participate in the RoHS European Directive 2002/95/EG, which was established to restrict six hazardous substances in electrical and electronic equipment.



TOPAZ ELECTRIC PRODUCTS ARE MANUFACTURED FOR NEC INSTALLATION ON LISTED RACEWAYS

Product listed by Underwriters Laboratories and certified by the Canadian Standards Association are indicated accordingly. All listings are as of the publication date of this catalog. Updated listings are available upon request. Topaz Electric products are manufactured in compliance with Federal Specifications and NEMA/ANSI Standards.



CITY OF NEW YORK
DEPARTMENT OF
GENERAL SERVICES



WARNING: Some Topaz products included in this catalog are subject to the warning requirements of California Health and Safety Code Section 25249.5, et seq., commonly known as California Proposition 65. Please refer to your product packaging for more information.





NY Office
800.666.2852

CA Office
888.551.2852

FL Office
800.338.2852

info@topaz-usa.com | www.topaz-usa.com

CA-EL-004-B1121
©2021 Topaz Lighting Corp.
November 2021