

T&B Distribution Equipment

Circuit Breakers – Product Installation Information



A-115



A-230



TB-115



Cutaway View

Product Description

Thomas & Betts circuit breakers are molded of a durable thermoset plastic which is not subject to dielectric breakdown after arcing. Operating handles are non-breakable plastic. Cases are color coded to indicate the interrupting capacity of the breaker.

Both Type A, 1/2" per pole, and Type TB, 1" per pole, modules contain thermal-magnetic trip units which provide fast magnetic-trip protection against short circuits and time-delay-trip protection against overloads. The unique side-clip design of Type A 2-pole breakers allows a true common-trip 120/240 volt device that can be installed in a 1" mounting space. Factory calibration after assembly assures consistent performance when installed.

Operating Mechanisms

Breakers are supplied with quick-make, quick-break trip-free mechanisms, which make it impossible to hold the breaker in the "On" position against a fault or overload. When the handle is in the "Tripped" position, midway between "On" and "Off", it identifies a tripped condition. Reset the breaker simply by moving the handle to the "Off" position, then "On". Factory-assembled two-pole breakers are common trip—one fault trips all. Movable contact wiping action helps keep contact surfaces clean when the breaker is operated mechanically. Arc chutes extinguish arcs on short-circuit interruption and minimize ionized gases, while exhaust vents guide gases harmlessly into the wiring gutter. Each pole is individually tested, calibrated and sealed to retain its setting.

Ratings

One and two poles, 120, 120/240 and 240 volts AC, 15-60 amperes for branch breakers, 70-225 amperes for mains. Breakers rated 10,000 AIC.

UL and Federal Specifications

Breakers are listed by Underwriters Laboratories Inc. under UL File #E162469. They meet or exceed the applicable Classes of Federal Specification W-C-375B/Gen, Type I. They are certified by Canadian Standards Association under CSA Standard 22.2 No. 5-1963 for Service Entrance and Branch Circuit Breakers.

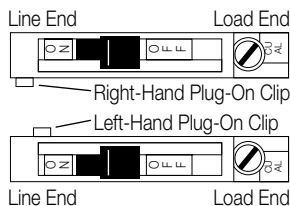
Features

- All trip units are quick-make, quick-break thermal magnetic.
- Silver-tungsten contacts with wiping action that helps keep contacts clean.
- Unique side-clip design of Type A two-pole breakers gives true common trip in 1" space.
- Self-positioning line-contact clip assures positive alignment of breaker to bus stab.
- Complete family of branch breakers allows even distribution of the load on A-phase and B-phase bus stabs. Box lugs are rated for Copper/Aluminum terminal screws. Allows for fast and easy straight-in wiring.
- Ampere ratings appear on every breaker handle for positive identification.
- Factory-assembled two-pole circuit breakers contain common trip mechanisms. A fault in one pole trips both poles independently of the operating handle.

Plug-On Circuit Breakers Installation Instructions – Type A Breakers

1. Single Pole Breakers Supplied.

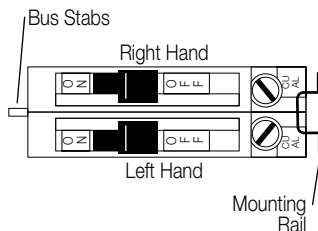
Two single-pole breakers are packed in pairs for convenience. These breakers are alike except for the position of the plug-on clip which connects the breaker to the bus stab in the panel.



Left-Hand and Right-Hand Plug-On Clips

2. To Install:

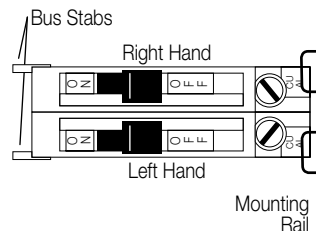
Hook load end of the breaker under the hold-down tab in the panel. Press line end of breaker down so that the plug-in clip slips over the bus stab. Insert breakers by pairs for easier installation.



Bus Stabs and Hold-Down Tabs

3. Between Bus Stabs:

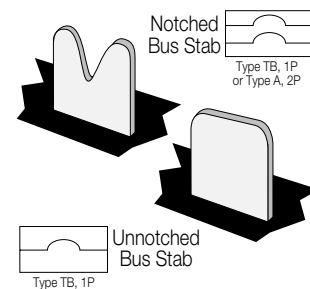
When required, breakers may be installed between bus stabs as shown in the drawing below.



Installation Between Bus Stabs

Important Note:

These circuit breakers conform to Section 384-15 of the latest National Electrical Code. Install only in panel positions having notched bus stabs.



Bus Stabs

T&B Distribution Equipment

Circuit Breakers – Type A, TBBB and TBBQ



A-115



TBBB2020



TBBQ2302115



TBBQ230230

Type A Breakers¹ 120/240 Volts AC, 10,000 AIC – Replacement Type

Type TBBR Non-CTL AIC, No Rejection Feature 120/240 Volts AC Duplex, 10,000 AIC – Replacement Type

Ampere Rating	Load Terminal Wire Range	1-Pole Breakers 1/2" Per Breaker Side Clip			2-Pole Breakers Common Trip 1" Per Breaker Side Clip			Amps	Cat. No.	Std. Ctn.
		Cat. No. ²	Std. Ctn.	Cat. No. ²	Std. Ctn.	Std. Pkg.				
15	#14-#4	A115-CH	60	A215	10	30	15/15	TBBR1515	48	
20	#14-#4	A120	60	A220	10	30	15/20	TBBR1520	48	
20/20	#14-#4	–	–	–	–	–	20/15	TBBR2015	48	
30	#14-#4	A130	60	A230	10	30	20/20	TBBR2020	48	
40	#14-#4	–	–	A240	10	30	30/30	TBBR3030	48	
50	#14-#4	–	–	A250-CH	10	30	–	–	–	
Ctn. Qty./Sleeve		60/20		30/15			Ctn. Qty./Sleeve	48/12		
Ctn. Wt.		10		10			Ctn. Wt.	17		

Type TBBB^{3,4}

Plug-on Circuit Breakers – Type CTL Thermal Magnetic 40°C Type TBBQ⁴
120/240 Volts AC Duplex, with Rejection Feature 120/240 Volts AC Quadplex, Independent Trip
10,000 AIC (1/2" Per Pole) 10,000 AIC (1/2" Per Pole) with Rejection Feature

Amps	Cat. No.	Std. Ctn.	Amps	Cat. No.	Std. Ctn.
15-15	TBBB1515	–	2p15-2p15	TBBQ215215	24
15-20	TBBB1520	48	2p20-2p20	TBBQ220220	24
15-30	TBBB1530	48	2p20-2p30	TBBQ220230	24
20-15	TBBB2015	48	2p20-2p40	TBBQ220240	24
20-20	TBBB2020	48	2p20-2p50	TBBQ220250	24
20-30	TBBB2030	48	2p20-2 of 1p20	TBBQ2202120	24
30-15	TBBB3015	48	2p25-2p25	TBBQ225225	24
30-20	TBBB3020	48	2p30-2 of 1p15	TBBQ2302115	24
30-30	TBBB3030	48	2p30-2 of 1p20	TBBQ2302120	24
30-40	TBBB3040	48	2p30-2p30	TBBQ230230	24
30-50	TBBB3050	48	2p30-2p40	TBBQ230240	24
50-30	TBBB5030	–	2p30-2p50	TBBQ230250	24
			2p40-2 of 1p15	TBBQ2402115	24
			2p40-2 of 1p20	TBBQ2402120	24
			2p40-2p40	TBBQ240240	24
			2p40-2p50	TBBQ240250	24
			2p50-2 of 1p15	TBBQ2502115	24
			2p50-2 of 1p20	TBBQ2502120	24
			2p50-2p50	TBBQ250250	24
Ctn. Qty./Sleeve	48/12		Ctn. Qty	24/6	
Ctn. Wt.	17		Ctn. Wt.	18	

¹ Type A breakers are rated for use with 60°C or 75°C wire.

² HACR Rated.

³ Two of 1-pole takes 1 space.

⁴ All TBBB and TBBQ Breakers carry listing for HACR applications.

T&B Distribution Equipment

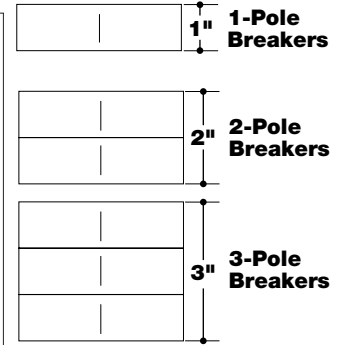
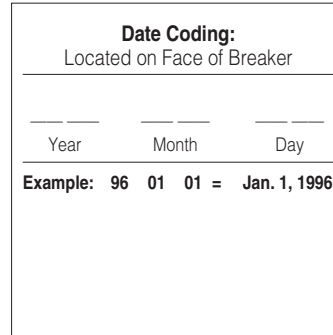
Circuit Breakers – Types TB, TBH



TB115



TB230



Types TB and TBH Breakers¹ – 120/240 Volts AC – 10,000, 22,000 AIC

1-Pole Breakers – 1" Per Breaker					2-Pole Breakers – 2" Per Breaker				
Ampere Rating	Load Terminal Wire Range	10 KAIC Cat. No. ³	Std. Ctn.	22 KAIC Cat. No. ³	Std. Ctn.	10 KAIC Cat. No. ³	Std. Ctn.	22 KAIC Cat. No. ³	Std. Ctn.
15	#14 #4	TB115 ⁴	48	TBH115 ⁴	48	TB215	24	TBH215	24
20		TB120 ⁴ -TB	48	TBH120 ⁴	48	TB220	24	TBH220	24
25		TB125	48	TBH125	48	TB225	24	TBH225	24
30		TB130	48	TBH130	48	TB230	24	TBH230	24
35	#14 #4	TB135	–	TBH135	–	TB235	24	TBH235	–
40		TB140	48	TBH140	48	TB240	24	TBH240	24
45		TB145	–	TBH145	48	TB245	24	TBH245	–
50		TB150	48	TBH150	48	TB250	24	TBH250	24
60	#4-#1/0	TB160	48	TBH160	48	TB260	24	TBH260	24
70		TB170	48	TBH170	48	TB270	24	TBH270	24
80		–	–	–	–	TB280	24	TBH280	24
90		–	–	–	–	TB290	24	TBH290	24
100		–	–	–	–	TB2100	24	TBH2100	24
110		–	–	–	–	TB2110 ⁶	24	TBH2110 ⁶	24
125	#4-#1/0	–	–	–	TB2125	24	TBH2125	24	
Ctn. Qty./Sleeve		48/12		48/12		24/6		24/6	
Ctn. Wt. (Lbs.)		14		14		16		16	

Types TB, and TBH Breakers¹ – 240 Volts AC – 10,000, 22,000 AIC

3-Pole Breakers – 3" Per Breaker					
Ampere Rating	Load Terminal Wire Range	10 KAIC Cat. No. ³	Std. Ctn.	22 KAIC Cat. No. ³	Std. Ctn.
15	#14 #4	TB315	16	TBH315	16
20		TB320	16	TBH320	16
25		TB325	1	TBH325	–
30		TB330	16	TBH330	16
35	#14 #4	TB335	1	TBH335	–
40		TB340	16	TBH340	16
45		TB345	1	TBH345	–
50		TB350	16	TBH350	16
60	#4-#1/0	TB360	16	TBH360	16
70		TB370	16	TBH370	16
80		TB380	16	TBH380	1
90		TB390	16	TBH390	16
100		TB3100	16	TBH3100	16
Ctn. Qty./Sleeve		16/4		16/4	
Ctn. Wt. (Lbs.)		17		17	

¹ Type TB 15A-90A breakers rated for use with 60°C or 75°C wire. Type TB 2-Pole 100A-125A breakers rated for use with 75°C wire.

² Rated 5,000 AIC when used in a 3-phase grounded system.

³ Type TB 1-pole, 2-pole and 3-pole breakers, 15A-125A, carry

the HACR rating.

⁴ Switching Duty Rated.


⁵ Suitable for use with #1/0 aluminum wire when used as a

residential service main.

⁶ Lugs rated for 60°C Wire.

T&B Distribution Equipment

UL Classified Breakers



Bulk Pack White Sleeve Boxes

Bulk-Pack White Sleeve Boxes

Item #	Description	UPC Code 7 86210	Std. Ctn.
TB115C	1 Pole 15 amp	20079-8	48
TB120C	1 Pole 20 amp	20082-8	48
TB125C	1 Pole 25 amp	20085	48
TB130C	1 Pole 30 amp	20084-2	48
TB135C	1 Pole 35 amp	57141	48
TB140C	1 Pole 40 amp	20087-3	48
TB145C	1 Pole 45 amp	57143	48
TB150C	1 Pole 50 amp	20088-0	48
TB215C	2 Pole 15 amp	20089-7	24
TB220C	2 Pole 20 amp	20090-3	24
TB225C	2 Pole 25 amp	20083	24
TB230C	2 Pole 30 amp	20091-0	24
TB235C	2 Pole 35 amp	57142	24
TB240C	2 Pole 40 amp	20092-7	24
TB245C	2 Pole 45 amp	57146	24
TB250C	2 Pole 50 amp	20093-4	24



T&B Classified Breakers

- Meet rigorous UL test requirements (UL File E-162469).
- Meet electrical inspectors' requirements for being a compatible replacement for those specific breakers previously referred to as "interchangeable."
- Are mechanically interchangeable with those specific breakers sold in the U.S. today.
- Are suitable for use in most Westinghouse, Bryant, Challenger, Sylvania, GE, Murray, Siemens, and T&B panelboards and are Classified to replace many of these as illustrated in the following chart.

This circuit breaker is listed for use in circuit breaker enclosures and panelboards intended and marked for its use. This circuit breaker is Classified for use, where the available short circuit current is 10kA, 120/240 V ac or less, in the compatible panelboards shown in Publication No. T5651863 provided with this circuit breaker. When used as a Classified circuit breaker, do not use in equipment connected to circuits having an available system short-circuit current in excess of 10 kA, 120/240 V ac. If additional information is necessary, contact Thomas & Betts Corporation, Memphis TN.

Compatibility List for the Classified Applications
Thomas & Betts Corporation

Listed Breaker TB115C - TB250C
15-50 A 120/240V
SYSTEM SUPPLY
1 Phase 3 Wire 120/240V
Max. Short Circuit Current 10kA

MURRAY

Listed Breaker MP115-MP250
Listed Panelboards

LC112DF/DS	LC236PC
LC116DF/DS	LC240PC
LC120DF/DS	JA112CW
LC220EC/PC	JA112CY
LC224EC/PC	JA224CY
LC230EC/PC	JA222CW

WESTINGHOUSE

Listed Breaker BR115-BR250
Listed Panelboards
S (6-12) C/CG/CD/CDG/R
S (8-16) C/CG/CD/CDG/R
B/N/L12 (12-24) CT/CGT
L/B10 (20-20) CT/R/C
L/B15 (30-30) CT/R/C
L/N/B20 (20-40) CT/R/C
L/N/B20 (30-40) CT/R/C
L/N/B20 (40-40) CT/R/C
WMB 10 (12-24) FN /SN/SB
WMB 20 (20-40) FN/SN/SB

GENERAL ELECTRIC

Listed Breaker THQL1115-THQL2150
Listed Panelboards
TM2010C/R
TM1212C/CT
TM1210C/R
TM2020C/CT/R
TLM612F/S/R
TLM810F/S/R
TLM812F/S/R
TM3020C/R

SIEMENS

Listed Breaker Q115-Q250
Listed Panelboards
G2020MB1100
G2040MB1200
G2440MB1200
G3040MB1200
G3030MB1200
E0612ML1125CU
W0612ML1125CU
E0812ML1225CU
W0812ML1125CU
E0816ML1125CU
W0816ML1125CU

CHALLENGER

Listed Breaker C115-C250
Listed Panelboards
SL12 (6-12) CN/CDN/CDGN/RN
SL12 (8-16) CN/CGN/RN
SLB/SL12 (12-24) CCT/CCGT
SL/SB10 (20-20) CT/R/C
SL/SB15 (30-30) CT/R/C
SL/SLB/SB20 (20-40) CT/R/C
SL/SLB/SB20 (30-40) CT/R/C
SL/SLB/SB20 (40-40) CT/R/C
SMB 10 (12-24) FN/SN/SB
SMB 20 (20-40) FN/SN/SB

SUITABLE FOR USE IN ALL Thomas & Betts
LABELED PANELS
Publication No. T5651863
DO NOT USE IN SERIES RATED SYSTEMS



Thomas & Betts

T&B Distribution Equipment

Circuit Breakers – Types GFB, TBBJ



1 and 2 Pole GFB



Type TBBJ



Type TBWH



Type TBSN

GFB Breakers – 10,000 AIC

Ground fault circuit breakers (GFB) combine a sensitive current transformer and a solid state electronic amplifier with a thermal magnetic circuit breaker.

These devices meet or exceed industry standards UL 489, Circuit Breakers, and UL 943, Ground Fault Circuit Interrupters, and will trip at 5 ± 1 milliamperes.

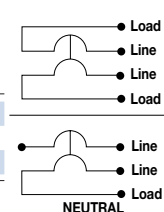
Type GFB Breakers – 120 Volts AC – 10,000 AIC³

Ampere Rating	1-Pole Breakers 1" Wide		2-Pole Breakers 2" Wide		Load Terminal Wire Range, Cu/Al
	Cat. No.	Std. Ctn.	Cat. No.	Std. Ctn.	
15	GFB-115	20	GFB-215	5	#14-#4
20	GFB-120	20	GFB-220	5	#14-#4
25	GFB-125	20	GFB-225	5	#14-#4
30	GFB-130	20	GFB-230	5	#14-#4
40	–	–	GFB-240	5	#14-#4
50	–	–	GFB-250	5	#14-#4
Carton Quantity	10		5		
Carton Weight	20		15		

Type TBBJ Breakers – 120/240, 240 Volts AC – 10,000 AIC³

Ampere Rating	2-Pole Breakers 2" Wide ¹ 120/240V AC		3-Pole Breakers 3" Wide ² 240V AC		Load Terminal Wire Range, Cu/Al
	Cat. No.	Std. Ctn.	Cat. No.	Std. Ctn.	
125	–	–	TBBJ3125	5	#2-300 MCM
150	TBBJ2150	10	TBBJ3150	5	#2-300 MCM
175	TBBJ2175	10	TBBJ3175	5	#2-300 MCM
200	TBBJ2200	10	TBBJ3200	5	#2-300 MCM
225	TBBJ2225	10	TBBJ3225	5	#2-300 MCM
Carton Quantity	10		5		
Carton Weight	20		15		

Special Application Breakers 2-Pole – 120, 120/240 Volts AC – 10,000 AIC

Ampere Rating	Water Heater 2" Wide 120/240V AC		Switching Neutral 2" Wide 120V AC		Load Terminal Wire Range, Cu/Al	
	Cat. No.	Std. Ctn.	Cat. No.	Std. Ctn.		
15	TBWH215	48	TBSN215	48	#14-#4	<p>TBWH With Isolated Line Terminals For Separately Mounted Water Heaters</p> <p>TBSN With Switching Neutral Pole For Gas Stations</p>
20	TBWH220	48	TBSN220	48	#14-#4	
30	TBWH230	48	TBSN230	48	#14-#4	
Carton Quantity	24	24				
Carton Weight	15	15				

¹ Requires four 1-pole Type TB spaces.

² Requires six 1-pole Type TB spaces.

³ For 22,000 AIC consult Factory Sales Rep.

T&B Distribution Equipment

Circuit Breakers – Types TB, TBFL, TBFLH, TBFP, TBFPH



TBFP-2200K



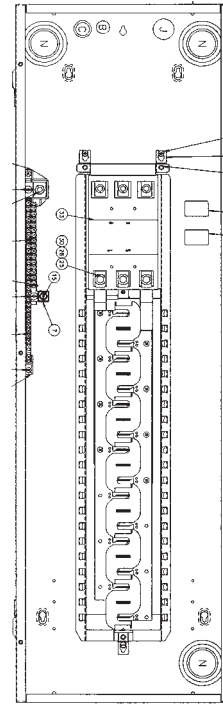
TBFP-200-2



TB-2100



TB-3100



3TB20(42-42)S
TBFL23-200 Main Installed

Types TBFP, TBFPH, TBFL And TBFLH Breakers 120/240 Volts AC – 10,000, 22,000 AIC For Field-Installed Mains, Circuit Breaker Unit Enclosures

Ampere Rating	Load Terminal Wire Range	2-Pole Breakers				3-Pole Breakers			
		10 KAIC Cat. No.	Std. Ctn.	22 KAIC Cat. No.	Std. Ctn.	10 KAIC Cat. No.	Std. Ctn.	22 KAIC Catalog Number	Std. Ctn.
Loadcenter Mains – Mounting Plate Included									
125	#1-300 MCM	TBFP-2125K	5	–	–	TBFL23-125	5	TBFLH23-125	5
150		TBFP-2150K ¹	5	TBFPH-2150K	5	TBFL23-150	5	TBFLH23-150	5
175		TBFP-2175K	5	–	–	TBFL23-175	5	TBFLH23-175	5
200		TBFP-2200K ¹	5	TBFPH-2200K	5	TBFL23-200	5	TBFLH23-200	5
225		–	–	–	–	TBFL23-225	5	TBFLH23-225	5
Circuit Breaker Unit Enclosure Mains – S2 and S3 Series									
125	#1-300 MCM	TBFP-125-2	5	TBFPH-125-2	5	TBFP24-125-3	5	TBFPH24-125-3	5
150		TBFP-150-2	5	TBFPH-150-2	5	TBFP24-150-3	5	TBFPH24-150-3	5
175		TBFP-175-2	–	–	–	TBFP24-175-3	5	TBFPH24-175-3	5
200		TBFP-200-2	5	TBFPH-200-2	5	TBFP24-200-3	5	TBFPH24-200-3	5
225		TBFP-225-2	1	–	–	TBFP24-225-3	5	TBFPH24-225-3	5

¹ Add suffix "C" for use with Copper bussed panels.

T&B Distribution Equipment

Circuit Breakers – ZINSCO® Q & R Series Replacement Circuit Breakers



RC38



R38



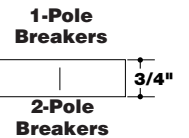
Type Q



Type QC

Type R Breakers – 120/240 Volts AC – 10,000 AIC, Two 1-Pole Breakers In One 3/4" Space

Ampere Rating	(2) 1-Pole Breakers		2-Pole Breakers Common Trip For Appliance Circuits		Load Terminal Wire Range	
	Cat. No.	Std. Ctn.	Cat. No.	Std. Ctn.	Cu	Al
15	R38-15	24	RC38-15	24	#14-#8	#12-#8
15/20	R38-15/20	24	–	–	#14-#8	#12-#8
20	R38-20	24	RC38-20	24	#14-#8	#12-#8
25	–	–	RC38-25	24	#14-#8	#12-#8
30	R38-30	24	RC38-30	24	#14-#8	#12-#8
35	–	–	RC38-35	24	#14-#8	#12-#8
40	R38-40	24	RC38-40	24	#8-#6	#6-#4
45	–	–	RC38-45	24	#8-#6	#6-#4
50	R38-50	24	RC38-50	24	#8-#6	#6-#4
60	–	–	RC38-60	24	#6-#4	–
70	–	–	RC38-70	24	#6-#4	–
Carton Qty./Sleeve	24/6		24/6			
Carton Wt.	10		10			



Types Q, QC And VQC Breakers – 120/240, 240 Volts AC – 10,000, 22,000 AIC


Ampere Rating	1-Pole Breakers 120/240V AC 10,000 AIC		2-Pole Breakers Common Trip 120/240V AC 10,000 AIC		2-Pole Breakers Common Trip 120/240V AC 22,000 AIC		Cat. No.	Std. Ctn.	Cat. No.	Std. Ctn.	Load Terminal Wire Range	
	Cat. No. Plug On	Std. Ctn.	Cat. No. Bolt On	Std. Ctn.	Cat. No. Plug On	Std. Ctn.					Cat. No. Bolt On	Std. Ctn.
15	Q-15	24	QB-15	24	QC-15-TB	12	QCB-15	12	–	–	#14-#10	#10
20	Q-20	24	QB-20	24	QC-20	12	QCB-20	12	–	–	#14-#10	#10
30	Q-30	24	QB-30	24	QC-30	12	QCB-30	12	–	–	#14-#10	#10
40	Q-40	24	QB-40	24	QC-40-TB	12	QCB-40	12	–	–	#14-#3	#12-#3
50	Q-50	24	QB-50	24	QC-50	12	QCB-50	12	–	–	#14-#3	#12-#3
60	–	–	–	–	QCAL-60	12	–	–	–	–	#14-#3	#12-#3
70	–	–	–	–	QCAL-70	12	–	–	–	–	#6-#10	#4-#1/0
90	–	–	–	–	QCAL-90	12	–	–	–	–	#6-#10	#4-#1/0
100	–	–	–	–	QCAL-100	12	–	–	–	–	#6-#10	#4-#1/0
110	–	–	–	–	QCAL-110	12	–	–	–	–	#6-#10	#4-#1/0
125	–	–	–	–	QC-125 ¹	12	–	–	–	–	#6-#10	#4-#1/0
Ctn. Qty./Sleeve	24/6		24/6		12/6		12/6		12/6			
Ctn. Wt.	10		10		10		21		10			

Note: 15A through 60A Type Q & QC breakers are HACR Rated

¹ Suitable for use with #1/0 aluminum wire when used as a main in service entrance application on 1 phase, 3 wire residential service.

T&B Distribution Equipment

Circuit Breaker Accessories



Circuit Breaker Accessories – For Types A, TB

Description	Type	Cat. No.	Std. Ctn.
Handle Tie Bars	Type A For 2 Type TB 1-Pole Breakers For Adjacent Poles of 2 Twin Breakers For Outside Poles of 2 Twin Breakers	TB-AK-TB	10
		BHT-TB	50
		THS1-TB	1
		THOW- TB	1
Handle Lock-Offs	Type TB, 1 Pole Type TB, 2 & 3 Pole For Type GFB, 1 Pole For Twins, Multibreakers, Water Heater and Switching Neutral Breakers	BHLW1-TB	100
		BHLW2-TB	50
		BHGW-TB	60
		HLW1-TB	10
Padlock Devices	Type TB, 1 Pole For Type TB, 2 & 3 Pole For Twin Breakers, Switching Neutral Breakers	BRLW1-TB	50
		BRLW2-TB	50
		BRDL1-TB	5
Filler Plate	For 3 Type A Breaker Spaces	FP-3Q-TB	-

Circuit Breaker Accessories – For Types Q and R Replacement Breakers

Handle Tie Bars	Type Q Type R38	TBQ-TB	500
		TBR-TB	500
Handle Lock-Offs	Type Q & QC Types R38 & RC38	HLQ-TB	50
		HLR-TB	500
Padlock Devices	Type Q & QC Types R38 & RC38	HPQ-TB	125
		HPR-TB	125
Bus Replacement Kit	For Q & R Loadcenters, 125A (12-24 Circuits) MLO	RBK12-QR-TB	10

Thomas&Betts